

DOCUMENT RESUME

ED 148 226

HE 009 486

AUTHOR Smith, Mark K., Ed.; And Others
 TITLE State Descriptive Profiles of State Student-Assistance Programs. Vol. II/ Kentucky-New York..
 INSTITUTION Education Commission of the States, Denver, Colo.; Western Interstate Commission for Higher Education, Boulder, Colo. National Center for Higher Education Management Systems.
 SPONS AGENCY Office of Planning (DHEW/OE), Washington, D.C. Div. of Postsecondary Education Programs.
 PUB DATE [77]
 CONTRACT 300-76-0379
 NOTE 854p.; For related documents see HE 009 487 and HE 009 488

EDRS PRICE MF-\$1.50 HC-\$46.21 Plus Postage.
 DESCRIPTORS *Administrative Organization; Consumer Protection; Demography; Educational Finance; Grants; Higher Education; *Program Administration; Program Descriptions; *State Agencies; State Aid; State Federal Aid; *State Programs; *Student Characteristics; *Student Financial Aid; Tables (Data)

IDENTIFIERS Kentucky; Louisiana; Maine; Maryland; Massachusetts; Michigan; Minnesota; Missouri; Montana; Nebraska; Nevada; New Hampshire; New Jersey; New Mexico; New York; State Student Incentive Grants; United States

ABSTRACT Selected information is displayed in the form of charts, tables, and graphs about: (1) the State Student Incentive Grant (SSIG) program and other state-level student financial assistance programs; (2) the primary state agency or organization responsible for administering these programs; and (3) the general state characteristics relating to student financial aid. A series of profiles give information in nine general areas: (1) office relationships and program responsibilities; (2) office program management; (3) consumer-oriented efforts; (4) brief program summaries; (5) criteria for determination of need, award size, etc.; (6) counts of eligibles, recipients, applicants, etc.; (7) program financing; (8) counts of state populations, students, and migration; and (9) state and federal financing of education. (MSE)

 * Documents acquired by ERIC include many informal unpublished *
 * materials not available from other sources. ERIC makes every effort *
 * to obtain the best copy available. Nevertheless, items of marginal *
 * reproducibility are often encountered and this affects the quality *
 * of the microfiche and hardcopy reproductions ERIC makes available *
 * via the ERIC Document Reproduction Service (EDRS). EDRS is not *
 * responsible for the quality of the original document. Reproductions *
 * supplied by EDRS are the best that can be made from the original. *

ED148226

Profiles of State Student Financial Aid Programs

Vol. II Kentucky-New York

U.S. DEPARTMENT OF HEALTH
EDUCATION & WELFARE
NATIONAL INSTITUTE OF
EDUCATION

THIS DOCUMENT HAS BEEN REPRODUCED EXACTLY AS RECEIVED FROM THE PERSON OR ORGANIZATION ORIGINATING IT. POINTS OF VIEW OR OPINIONS STATED DO NOT NECESSARILY REPRESENT OFFICIAL NATIONAL INSTITUTE OF EDUCATION POSITION OR POLICY.

HE009486



National Center for Higher Education
Management Systems



Education Commission of the States

STATE DESCRIPTIVE PROFILES
OF
STATE STUDENT-ASSISTANCE PROGRAMS

Compiled and Edited by

Mark K. Smith

With Technical Assistance From

Karen Ellsworth

Vickie Osgood

Ellen Romig

Developed by

The Education Commission of the States

The National Center for Higher Education Management Systems

Supported by

United States Office of Education
Office of Planning

Division of Postsecondary Education Programs
(Contract OEC-300-76-0379)

TABLE OF CONTENTS

FOREWORD

INTRODUCTION

STATE PROFILES -- KENTUCKY to NEW YORK

APPENDIX

FOREWORD

The State Descriptive Profiles are one publication of a series sponsored by the Office of Planning. The others are Issues in State Student Grant Programs, Summary Description of the State Student Incentive Grant Programs and Other State Student Assistance Programs. There is a data tape available as well. Unfortunately, we were unable to provide information on the states of Mississippi and Wyoming. We did not include information on Puerto Rico and other outlying areas due to limitations on time and funds.

The project was a joint effort by the Education Commission of the States (ECS) and the National Center for Higher Education Management Systems (NCHEMS). The Project Director was John Lee of ECS and the Project Manager was Kent Weldon of NCHEMS.

A number of people assisted on the project but special mention should be made of Dr. Joseph Boyd, who has collected more information on state student aid programs than anybody and who shared his knowledge and data with unfailing enthusiasm.

INTRODUCTION

This document is one of a series of documents (one for each state and the District of Columbia) which displays selected information in the form of charts, tables, and graphs about:

- The State Student Incentive Grant (SSIG) program and other state-level student financial assistance programs;
- The primary state agency or organization responsible for administering these programs; and
- The general state characteristics relating to student financial aid -- college age population, postsecondary education enrollments, characteristics of applicants for and recipients of state student aid monies, etc.

This collection of data represents an information base which can be built upon and used to study the SSIG and other state student aid programs in the context in which they operate. The intent was to assemble data from a wide variety of existing data sources and to develop as broad a set of data as was possible and yet one which was manageable and comprehensible in size. The purpose was not to develop a data base to be used to address any one specific problem or issue in the context of state student financial aid, but to develop an information base which would be useful in beginning analyses of any of the current issues in this context.

This document presents information pertaining only to one state. For comparisons between states, the reader is urged to obtain the State Descriptive Profiles pertaining to each of the states of interest.

There is also a companion document to this series of individual state profiles which presents summary data on all fifty states and the District of Columbia.

Data Sources

The data presented in the profiles were taken from a number of sources. A complete discussion of data sources is contained in an appendix to this document.

The Profiles

The remainder of this document contains twenty-six profiles which present information in nine general areas. Each of these areas are briefly described below, including the titles of the profiles presented in each of the areas.

A. Office Relationships and Program Responsibilities

These profiles present a statewide view of the agencies/organizations involved in administering the state student financial aid programs.

1. Descriptions of Program Offices and Agencies and Corresponding Program Relationships
2. Relationships of State Agencies

B. Office Program Management

A detailed look at the agency/organization which is primarily responsible for the management of the SSIG and possibly other state programs, and the context in which this agency operates is given.

1. State Agency Organization
2. Management Relationships Between the State Agency and Other State Agencies/Institutions
3. State Program Office Definitions for Selected Terms
4. Information Flow Between the State Program Office and Various Federal Offices
5. Management Staffing of State Program Offices
6. State Agency Calendar of Events for Need-Based Programs for 1976-77 School Year
7. Program and Fiscal Controls of Programs Operated by State Agency

C. Consumer-Oriented Efforts

An explanation of the content of and the mechanisms through which information about programs is disseminated to students and parents.

1. Basic Need-Based Program Information Dissemination Procedures Used for State Agency Programs

D. Brief Program Summaries

These profiles present individual descriptions of the state sponsored programs.

1. Descriptions of State-Sponsored Student Assistance Programs
2. Basic State Program Information

E. Criteria for Determination of Need, Award Size, Etc.

These profiles present more specific information about the operation of each of the programs.

1. Student Eligibility Criteria for State Programs
2. Institutional Eligibility Criteria for State Student-Assistance Programs
3. Need Determination Criteria for State Programs
4. Award Size Determination Criteria for State Programs

F. Counts of Eligibles, Recipients, Applicants, Etc.

These profiles present statistics about the applicants and recipients of program awards.

1. Number of Need-Based Grant Program Applicants
2. Number of Need-Based Grant Program Recipients and Average Award Size

G. Program Financing

Information about state support for student financial aid programs is presented.

1. Sources and Distribution of Need-Based Grant Program Funds
2. Historic State Expenditures on Student-Assistance Programs

H. Counts of State Populations, Students, Etc.

These profiles present information about the potential target population of the student aid programs.

1. State Population Profile
2. State Postsecondary Education Student Enrollments
3. Interstate Migration of Students

I. State and Federal Financing of Education

These profiles provide additional information about state support of student financial aid as well as information about federally supported programs for an overall perspective of student aid within the state.

1. State Expenditure on Postsecondary Education Student Assistance
2. Gross Costs to Students Attending School by Postsecondary Education Sectors
3. Levels of Federal and State Program Funding by Institutional Sector
4. Relative Importance of Federal and State Program Funding by Sector

DESCRIPTIONS OF PROGRAM OFFICES AND AGENCIES AND CORRESPONDING PROGRAM RESPONSIBILITIES

KENTUCKY AT

The Higher Education Assistance Authority is empowered to operate several student financial assistance programs for Kentucky students to pursue postsecondary education at eligible Kentucky institutions. The Authority is governed by a Board which serves as the statutory agency. The Board consists of seven (7) voting members appointed by the Governor for four (4) year terms and two (2) non-voting ex-officio members (the Executive Director of the Executive Department for Finance and Administration).

1. State Student Incentive Grants
2. Tuition Grant
3. Student loans
4. Commonwealth Work/Study Program

Bureau of Rehabilitation, Department of Education

1. Rehabilitation Program

Department of Transportation

1. Department of Transportation Scholarship Program

Council on Public Higher Education

1. Academic Common Market (SREB)

Department for Human Resources and the Kentucky Board of Dentistry

1. Rural Dental Scholarships

Department of Agriculture

1. Rural Rehabilitation Fund

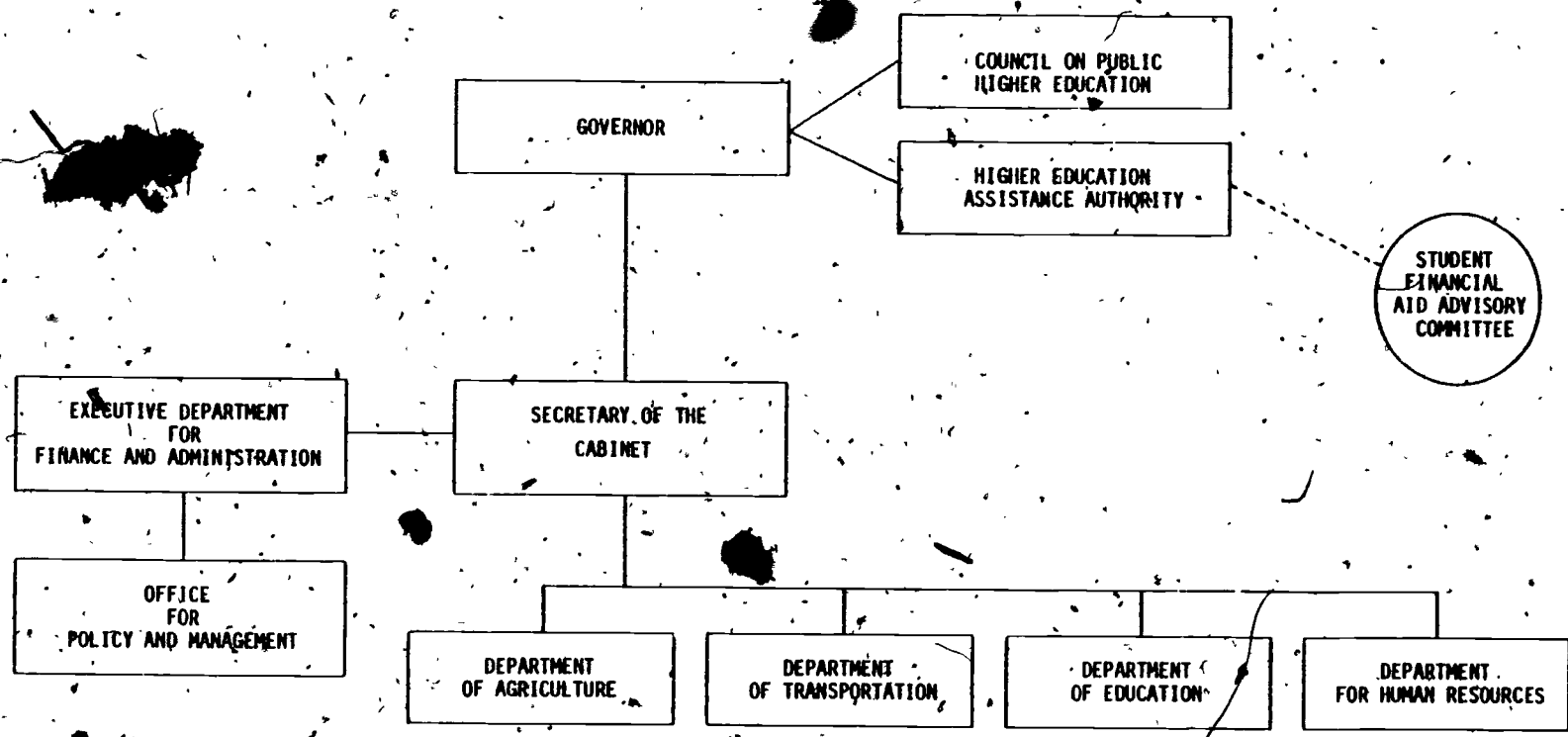
Department for Human Resources

1. CETA-Vocational Opportunity Program
2. Higher Education Program

Public Colleges and Universities

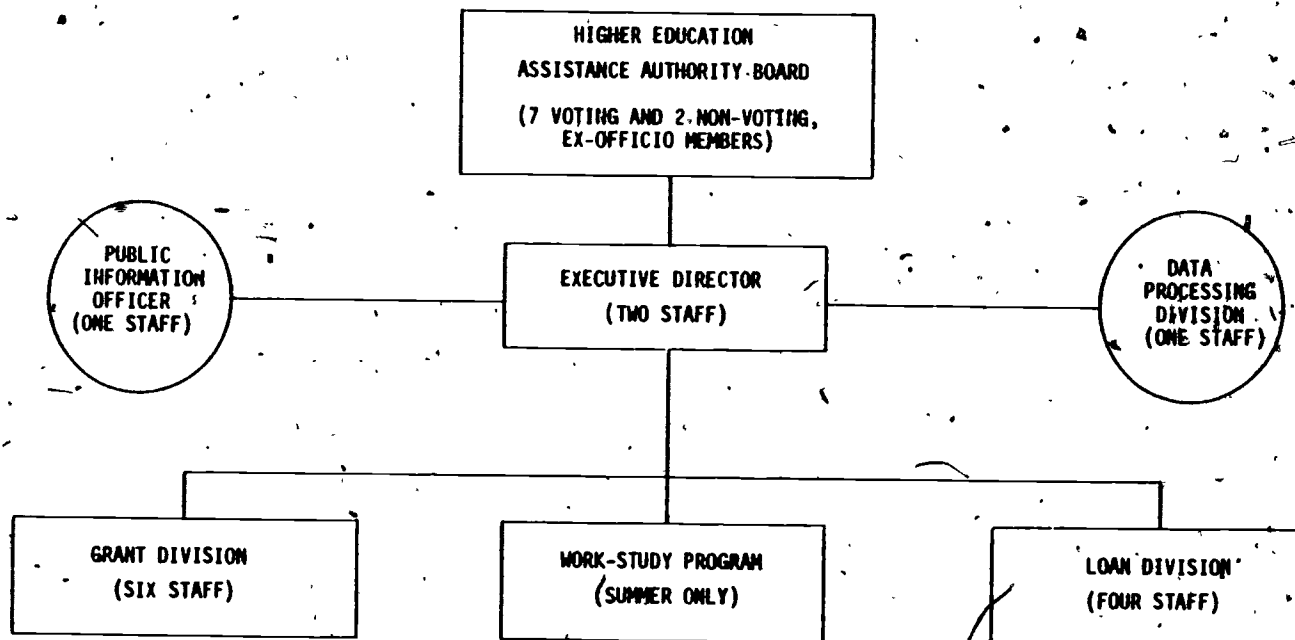
1. Exemption from Matriculation or Tuition Fees
2. Tuition Exemption

RELATIONSHIPS OF STATE AGENCIES



STATE AGENCY ORGANIZATION

KENTUCKY 81



MANAGEMENT RELATIONSHIPS BETWEEN THE STATE AGENCY AND OTHER STATE AGENCIES/INSTITUTIONS

KENTUCKY B2

<u>WHO ACCOMPLISHES THE FOLLOWING?</u>	<u>STATE PROGRAM OFFICE</u>	<u>INSTITUTIONAL FINANCIAL AID OFFICER</u>	<u>OTHER OFFICES OR AGENCIES</u>
Processing of Applications			
• Verification of Student Application Information	X	X	
• Identification of Eligible Recipients	X		
• Determination of Award Size	X		
• Assignment of Priority to Awards	X		
• Formally Approves Award	X		
Makes Payment to Student (or Credits Student Account)	X	X	
Makes Post-Award Adjustments	X	X	
Initiates the Prosecution of Possible Fraudulent Student applications	X	X	
Publicizes Award Availability	X	X	



1 State writes individual checks which are disbursed by institution financial aid officer.

STATE PROGRAM OFFICE DEFINITIONS FOR SELECTED TERMS

KENTUCKY - 83

**DEFINITIONS USED BY
STATE PROGRAM OFFICES**

**STATE DEFINITION
SPECIFIED BY**

**STATE DEFINITION COMMONLY
USED BY ALL INSTITUTIONS**

**STATE DEFINITION CONSISTENT,
ACROSS ALL STATE PROGRAMS**

PUBLIC

PRIVATE

Half-Time Student - Not Applicable

State Resident - Dependent Students whose parents are domiciled in state; self supporting students must reside 12 months in state in non-student status.

Interpretation

Yes

Yes

Yes

Independent Student - 1) Has not and will not be listed as an exemption for federal income tax purposes by any person except his or her spouse for the calendar year(s) in which aid is received and the calendar year prior to the academic year for which aid is requested; 2) Has not received and will not receive financial assistance of more than \$600 from his or her parent(s) in the calendar year(s) in which aid is received and the calendar year(s) prior to the academic year for which aid is requested; and 3) Has not lived or will not live for more than two consecutive weeks in the home of a parent during the calendar year in which aid is received and the calendar year prior to the academic year for which aid is requested.

Interpretation

Yes

Yes

Yes

Non-Profit Institution - Not Applicable.

Satisfactory Academic Progress - Not Applicable.

United States Citizenship - As defined by U.S. Constitution.

Law

Yes

Yes

Yes

For state aid purposes:

INFORMATION FLOW BETWEEN THE STATE PROGRAM OFFICE AND VARIOUS FEDERAL OFFICES

KENTUCKY. B4

	<u>TYPE OF INFORMATION PROVIDED BY STATE STUDENT-AID AGENCY</u>	<u>TYPE OF INFORMATION RECEIVED BY STATE STUDENT-AID AGENCY</u>	<u>PERCEPTION OF ADEQUACY OF INFORMATION FLOW</u>
<u>FEDERAL OFFICES</u>			
SSIG Office	Summaries	Regulations	Adequate
BEOG Office	Not Applicable	Regulations Applications	Adequate
Regional OE Student-Assistance Office (Campus-Based Programs)	Not Applicable	Summaries Not Applicable	Not Applicable
Washington OE Office, (Campus-Based Programs)	Not Applicable	Not Applicable	Not Applicable
FISL/GSL Office	Summaries Applications Regulations	Recipients Litigation Terminations	Regulations Terminations Litigation Adequate
<u>STATE/INSTITUTIONAL OFFICES</u>			
Public Institutions	Summaries Recipients Applications	Litigation Regulations Terminations	Terminations Adequate
Private Institutions	Summaries Recipients Applications	Litigation Regulations Terminations	Terminations Adequate
Governor/Budget Office	Summaries		Adequate
State Legislature (Including Committee Staffs)	Summaries		Adequate

MANAGEMENT STAFFING OF STATE PROGRAM OFFICES

KENTUCKY .B5

<u>MANAGEMENT FUNCTION</u>	<u>PERCENTAGE OF STAFF EFFORT</u>	<u>STAFF ASSISTANCE FROM OTHER AGENCIES</u> <u>COMMENTS</u>
APPLICATIONS PROCESSING (Includes verification of student information, need analysis, award determination, etc.)	70 ¹	
RESPONDING TO REQUESTS FOR INFORMATION (Includes federal requests for information, parent/student inquiries, testimony in hearings, etc.)	10 ¹	
PROGRAM REVIEW (Includes on-site visits to institutions, formal/informal audits, etc.)	0 ²	
PUBLIC RELATIONS AND INFORMATION DISSEMINATION (Includes parent/student workshops, work on promotional literature, etc.)	10 ¹	
GENERAL ADMINISTRATION (Includes executive personnel, staff training and development, regulations and guidelines, preparation of summary statistics, etc.)	10 ¹	
OTHER MANAGEMENT ACTIVITIES (Includes any special staff activities which do not clearly fall in one of the above categories)	0	

¹ Response is not based on fact, but is reasonably certain.

² Independent auditors conduct formal annual audits of selected institutions.

**STATE AGENCY CALENDAR OF EVENTS FOR NEED-BASED
PROGRAMS FOR 1976-77 SCHOOL YEAR**

KENTUCKY

B6

MONTH/YEAR

EVENTS

Biennial budget OCTOBER 1975 Agency budget presented to governors office or budget bureau

21 for academic year 1976-77; Oct. 1976 for AY 1977-78 JANUARY 1976 1) Agency budget presented to legislature
2) Agency makes student-aid applications available
3) BEOG applications information received from federal office

MARCH 1976 Legislature appropriates student assistance funds

APRIL 1976 Agency completes planning workshops for students or counselors

No deadline; priority filing date April 1

ONGOING Deadline for student-aid applications

JULY 1976 Agency (or institutions) announces award winners

SEPTEMBER 1976 Last date at which award changes and adjustments are made

**PROGRAM AND FISCAL CONTROLS OF PROGRAMS
OPERATED BY STATE AGENCY**

KENTUCKY B7

<u>PROGRAM CONTROLS</u>	<u>CONTROL USED SAMPLE OR TOTAL POPULATION STUDIED</u>	<u>AGENCY/OFFICE UNDERTAKING CONTROLS</u>	<u>SPECIAL ACTIONS COMMENTS</u>
A. <u>Control on Student Application Data Accuracy</u> 1 Match Against Tax Forms? 2 Match Against BEOG Applications? 3 Match Against Institutional Student Records? 4 Warnings of Prosecution? 5 Prosecution?	Yes, Sample Yes, Sample Yes, All Yes Yes	Institution Institution Institution, State Institution, State State	Cancellation; repayment. Data required by state. Litigation for loan delinquency.
B. <u>Controls on Attendance and/or Progress</u> 1 Check on Enrollment/Initial Attendance? 2 Check on Mid-Term Attendance? 3 Check on Course Completion? 4 Check on Academic Progress Before Award? 5 Partial Awards? 6 Check on Enrollment at Beginning of Each Semester?	Yes, All Yes, All Loans Yes, All	Institution Institution, State Institution	Revocation for non-enrollment. Disbursements by semester for loans and grants.
C. <u>Controls on Award Size</u> 1 Check to Make Sure Other Awards Actually Made? 2 Match Against BEOG, Campus-Based Award Files? 3 Re-Check to Ensure Award Adjustments Actually Made? 4 Second Review of Aid Packages?	Yes, All Yes, All ⁴	Institution Institution	Adjustments when necessary. Adjustments when necessary.
D. <u>Controls on Institutional Student-Aid Operations</u> 1 Independent Program Audits? 2 Aid Officer Bonding? 3 Aid Officer Certification? 4 Double Signatures on All Fund Transfers?	Yes, Sample	State	By independent auditor.
E. <u>Controls on Central Administrative Staff Operations</u> 1 Independent Program Audits? 2 Bonding of Staff Members? 3 Double Signatures on All Fund Transactions?	Yes Yes, All Yes, All	State State	By independent auditor. Note 1 Note 2

¹ Blanket bond by Kentucky. KRS 562:170.

² One KHEAA, one Department of Finance.

PROGRAM INFORMATION DISSEMINATION PROCEDURES USED FOR STATE NEED BASED PROGRAMS

KENTUCKY C1

TYPE OF INFORMATION PROVIDED

<u>INFORMATION PROVIDED THROUGH</u>	<u>APPLICATION FORMS</u>	<u>ELIGIBILITY CONDITIONS</u>	<u>FILING/CLOSING DATES FOR STATE PROGRAMS</u>	<u>INFORMATION ON THE COST OF ATTENDANCE AT VARIOUS TYPES OF INSTITUTIONS</u>	<u>INFORMATION ABOUT APPLYING FOR AID FROM OTHER SOURCES</u>	<u>INFORMATION ON PENALTIES FOR PROVIDING FRAUDULENT DATA</u>
1 High School Counselors-	X	X	X	X	X	X
2 College Financial-Aid Officers	X	X	X	X	X	X
3 Direct Mailings to Graduating High School Students or Parents						
4 High School Meetings or Workshops	X	X	X	X	X	X
5 College Admissions Office	X	X	X	X	X	
6 Newspaper Ads						
7 Radio, Television Ads						
8 Social Service Agencies	X	X	X	X	X	X
9 Other (Please Specify) (Public Libraries)		X	X	X	X	

DESCRIPTIONS OF STATE-SPONSORED STUDENT ASSISTANCE PROGRAMS

KENTUCKY

D1

State Student Incentive Grants - A grant program to provide monetary assistance to financially needy resident students to defray educational expenses at eligible Kentucky postsecondary educational institutions. (This program administratively merged with the Kentucky Tuition Grant Program for AY 1976-77--see Kentucky Higher Education Assistance Authority State Grant Programs below.)

Kentucky Higher Education Assistance Authority (KHEAA) State Grant Programs - SSIG - A grant program to provide monetary assistance to financially needy resident students to defray educational expenses at eligible Kentucky postsecondary educational institutions. Kentucky Tuition Grant (KTG) - A program offering a tuition or fees grant as supplementary aid to qualified Kentucky residents who bear the major cost of attending accredited independent colleges and universities within the Commonwealth.

Kentucky Tuition Grant - A program offering a tuition or fees grant as supplementary aid to qualified Kentucky residents who bear the major cost of attending accredited independent colleges and universities within the Commonwealth. (This program administratively merged with the SSIG program for AY 1976-77--see Kentucky Higher Education Assistance Authority State Grant Programs above.)

Kentucky Student Loans - A loan program to assist worthy needy students who are unable to obtain a federally insured student loan from a private lending institution. Recipients must be resident students attending in-state schools.

Commonwealth Work/Study Program - A work-study program to enable resident students with financial need to earn money during the summer to meet part of their educational expenses for the ensuing academic year at in-state schools.

Kentucky Rehabilitation Program - A grant program to facilitate the entry into employment of handicapped citizens. Recipients must be resident students at in-state or out-of-state schools.

Kentucky Department of Transportation Scholarship Program - A scholastic conditional grant to recruit Kentucky residents as civil engineering and technical students at in-state public universities and four-year institutions.

Academic Common Market (SREB) - A tuition-reciprocity program to share among the states in the area served by the Southern Regional Education Board (SREB), certain post-baccalaureate academic programs at the least possible cost to each of the participating states and at the least possible cost to their residents pursuing those programs outside of their own states. Students are enrolled on an in-state tuition basis.

Rural Kentucky Dental Scholarships - A scholastic conditional grant to promote dental training for resident students from counties designated as those needing dentists. Recipients must attend in-state dental schools and agree to the forgiveness clause contained in the grant.

Kentucky Rural Rehabilitation Fund - A loan program to make federally insured student loans to eligible resident rural farm youth where adjusted family income is below \$25,000. The program is designed to encourage and assist them in furthering their education at an eligible institution under Guaranteed Student Loan Program (USOE-DHEW).

Exemption from Matriculation or Tuition Fees - A tuition-remission to exempt from matriculation or tuition fee, dependents of servicemen or national guardsmen killed while in service or who died as a result of service-connected disability. Students must attend in-state public universities and four-year institutions or public community colleges.

Tuition Exemption - A tuition-remission program to exempt from tuition, spouse or child of permanently disabled national guardsmen; war veterans, prisoners of war, or servicemen missing in action. Recipients must be resident students attending in-state public universities and four-year institutions or public community colleges.

CETA-VOC Opportunity Program - A grant program to provide educational counseling services and a \$30 weekly grant to needy resident AFDC recipients and foster care youth to obtain training at in-state proprietary and public voc-ed schools so they can become gainfully employed.

Higher Education Program - A counseling services program to provide educational related counseling services, including financial, to eligible low-income resident individuals attending schools to enable them to obtain self-support. This program was discontinued in June 1976.

BASIC STATE PROGRAM INFORMATION

KENTUCKY D2

<u>Programs</u>	<u>Year</u>	<u>Number of Awards</u>	<u>Average Full-Time Award Size</u>	<u>Total Dollars Awarded</u>	<u>Eligible Population</u>
Need-Based					
<u>Grants</u>					
Kentucky Higher Education Assistance Authority (KHEAA) State Grant Programs	1975-76	Not Applicable-----			Resident Undergraduates
State Student Incentive Grants	1974-75	1,700	\$ 319	\$ 542,575	Resident Freshmen, Sophomores and Juniors
	1975-76	4,397	\$ 274	\$ 1,205,700	
Kentucky Tuition Grant	1975-76	924	\$ 524	\$ 484,533	Resident Freshmen
CETA-VOC Opportunity Program	See Note 1-----				AFDC Recipients and Foster Care Youth
<u>Loans</u>					
Kentucky Student Loans	1974-75	642	\$ 849	\$ 545,395	Resident Students
	1975-76	1,219	\$ 895	\$ 1,091,380	
Kentucky Rural Rehabilitation Fund ²	1973-74	34	\$ 1,162	\$ 39,496	Rural Farm Youth Only
	1975-76	50	\$ 1,405	\$ 70,170	
<u>Work-Study</u>					
Commonwealth Work-Study Program ³	1974-75	320	Not Given	Not Given	Resident Students
	1975-76	444			
<u>Other</u>					
Higher Education Program	See Note 4-----				Resident Low-Income Students
Non Need-Based					
Kentucky Rehabilitation Program	1970-71	2,118	\$ 440	\$ 931,463	Handicapped
	1975-76	2,802	\$ 508	\$ 1,423,419	
Kentucky Department of Transportation Scholarship Program	1970-71	110	\$ 1,260	\$ 127,350	Resident Undergraduates
	1975-76	110	\$ 1,260	\$ 139,905	

C O N T I N U E D

BASIC STATE PROGRAM INFORMATION

KENTUCKY D2

<u>Programs</u>	<u>Year</u>	<u>Number of Awards</u>	<u>Average Full-Time Award Size</u>	<u>Total Dollars Awarded</u>	<u>Eligible Population</u>
Academic Common Market ⁵	1974-75 1975-76	1 4	Not Given	Not Given	Residents Enrolled in Out-of-State Graduate Programs
Kentucky Rural Dental Scholarships	1970-71 1975-76	12 10	\$1,500 \$1,500	\$18,000 \$15,000	Dental Students
Exemption from Matriculation or Tuition Fees	Unavailable-----				Dependents of Veterans/POM/MIA
Tuition Exemption	Unavailable-----				Dependents of Veterans/POM/MIA

¹ Not any due to major change in amount of grant and number of students served.

² The KRRF Federally Insured Student Loan program operates on a fixed federal fund; all use of this fund are controlled by the Federal Government. Federally Insured Student Loans are made only to Kentucky eligible farm youth to attend an eligible institution of their choosing.

³ In addition to earning money for educational expenses, student gets valuable work experience.

⁴ In previous years the program has provided small grants to students, but this program component was terminated in June 1976 due to funding. A major emphasis of the counseling program is assisting program participants in utilizing available educational financial aid resources.

⁵ The ACM is limited to a waiver of out-of-state tuition for selected programs. States accept those programs, to be made available to their residents who then apply for admission. Students are admitted by the participating institutions. Once admitted and certified as a resident, tuition is waived for the student. This applies only to programs which are able to enroll additional students without requiring additional resources.

STUDENT ELIGIBILITY CRITERIA FOR STATE PROGRAMS

KENTUCKY E1

<u>Programs</u>	<u>Acceptable Residency Status</u>	<u>Accept- able Attend- Status</u>	<u>Acceptable Student Levels</u>	<u>Special Priority to Cont'g. Awards</u>	<u>Income Limits</u>	<u>Need Limits</u>
<u>Need-Based</u>						
<u>Grants</u>						
Kentucky Higher Education Assistance Authority (KHEAA) State Grant Programs	Residents attending In-State	Full-Time	All Under-graduates	No	Not Applicable	\$200
State Student Incentive Grants ¹	Residents attending In-State	Full-Time	Freshmen Sophomores Juniors	No	Not Applicable	\$200
Kentucky Tuition Grant	Residents attending In-State	Full-Time	Freshmen	No	Not Applicable	\$200
CETA-VOC Opportunity Program	Residents attending In-State	Full-Time	Freshmen ²	No	Not Given	Not Given
<u>Loans</u>						
Kentucky Student Loans	Residents attending In-State	Full-Time	All	Yes	Not Applicable	\$400
Kentucky Rural Rehabilitation Fund	Residents attending In/Out of State	Half-Time	All	No	\$25,000 Adjusted Family	Not Applicable
<u>Work-Study</u>						
Commonwealth Work-Study Program	Residents attending In-State	Full-Time	All	No	Not Applicable	Not Applicable
<u>Other</u>						
Higher Education Program	Information not given-----					

C O N T I N U E D

STUDENT ELIGIBILITY CRITERIA FOR STATE PROGRAMS

KENTUCKY E1

<u>Programs</u>	<u>Acceptable Residency Status</u>	<u>Acceptable Attend. Status</u>	<u>Acceptable Student Levels</u>	<u>Special Priority to Cont'g. Awards</u>	<u>Income Limits</u>	<u>Need Limits</u>
Non Need-Based						
Kentucky Rehabilitation Program	Residents - In/Out of State	Part-Time Half-Time Full-Time	All	Yes	Not Applicable	Not Applicable
Kentucky Department of Transportation Scholarship Program	Residents - In-State	Full-Time	All Under-graduates	Yes	Not Applicable	Not Applicable
Academic Common Market	Residents at Out-of-State Schools	Part-Time Half-Time Full-Time	Graduates	Not Applicable	Not Applicable	Not Applicable
Kentucky Rural Dental Scholarships	Residents - In-State	Full-Time	Graduates	Yes	Not Applicable	Not Applicable
Exemption from Matriculation or Tuition Fees	Residents - In-State	Not Given	Not Given	No	Not Applicable	Not Applicable
Tuition Exemption	Residents - In-State	Not Given	Not Given	No	Not Applicable	Not Applicable

¹ This program was administered in this manner for AY 1975-76 only. For the 1976-77 academic year, it was merged administratively with the SSIG Program.

² Includes high school dropouts with potential for vocational training.

INSTITUTIONAL ELIGIBILITY CRITERIA FOR STATE STUDENT-ASSISTANCE PROGRAMS

KENTUCKY E2

<u>Programs</u>	<u>University and 4-Year Colleges</u>	<u>Community/ Junior Colleges</u>	<u>Voc./Tech. Schools</u>	<u>Proprietary</u>	<u>Special Types of Institutions</u>
<u>Need-Based</u>					
<u>Grants</u>					
Kentucky Higher Education Assistance Authority (KHEAA) State Grant Programs	Public Private ¹	Public Private ¹	No	Yes	Hospital Schools of Nursing Programs
State Student Incentive Grants	Public Private	Public Private	No	Yes	Hospital Schools of Nursing Programs
Kentucky Tuition Grant	Private	Private ²	No	No	No
CETA-VOC Opportunity Program	No	No	Public	Yes	No
<u>Loans</u>					
Kentucky Student Loans	Public Private	Public Private	Public	Yes	No
Kentucky Rural Rehabilitation Fund	Institutions eligible under Guaranteed Student Loan Program (DHEW), U.S. Office of Education				
<u>Work-Study</u>					
Commonwealth Work-Study Program	Public Private	Public Private	Public	No	No
<u>Other</u>					
Higher Education Program	Information not given-----				

CONTINUED

INSTITUTIONAL ELIGIBILITY CRITERIA FOR STATE STUDENT-ASSISTANCE PROGRAMS

KENTUCKY E2

<u>Programs</u>	<u>University and 4-Year Colleges</u>	<u>Community/ Junior Colleges</u>	<u>Voc./Tech. Schools</u>	<u>Proprietary</u>	<u>Special Types of Institutions</u>
Non Need-Based					
Kentucky Rehabilitation Program	Public Private	Public	Public	Yes	Yes
Kentucky Department of Transportation Scholarship Program	Public	No	No	No	No
Academic Common Market	Public	No	No	No	No
Kentucky Rural Dental Scholarships	No	No	No	No	Dental Schools
Exemption from Matriculation or Tuition Fees	Public	Public Community		No	No
Tuition Exemption	Public	Public Community		No	No

¹ Eligible for Tuition Grant and SSIG. Others eligible for SSIG only.

² SACS accredited only.

NEED DETERMINATION CRITERIA FOR STATE PROGRAMS

KENTUCKY E3

<u>Programs</u>	<u>Program Definition of Need</u>	<u>Is BEOG Application Required?</u>	<u>Expected Family Contribution (EFC) Method</u>	<u>Student Budget Includes What Items?</u>
<u>Need-Based</u>				
<u>Grants</u>				
Kentucky Higher Education Assis-	Expected Contribution (EC) = (Parental Contribution for Dependents or Student Contribution for Individuals) less than \$401. Tuition supplement available for students attending private colleges according to formula. Need = Total cost of Education - the Sum of the Expected Contribution, KHEA Grant and the expected BEOG. Total Cost of Education = Tuition, Fees, High Board Cost & Low Room Cost	Yes	Uniform Methodology (KY, FAF) used to compute EPC/ESC.	Tuition/Fees Room/Board (For SSIG Tuition/Fees Only)
State Student Incentive Grants ²	Applicants were considered needy if BEOG Student Eligibility Index (SEI) was below 201.	Yes	Used BEOG SEI in 1974-75 and 1975-76.	Tuition/Fees
Kentucky Tuition Grant	Need = Total Cost of Education - The Sum of EC + SSIG + Expected BEOG to maximum of \$550.	No	CSS or ACT Methodology	General Student Costs
CETA-VOC Opportunity Program ³	Grant Program is limited to AFCD recipients. Counseling program eligibility is limited to individuals whose family income does not exceed 80% of the state's gross median income for a family of comparable size.	No	None	General Student Costs
<u>Loans</u>				
Kentucky Student Loans	FISL Guidelines	No	Not Applicable	General Student Costs.
Kentucky Rural Rehabilitation Fund	Adjusted family income less than \$25,000; family size, etc.	No	Income Tax	General Student Costs

CONTINUED

NEED DETERMINATION CRITERIA FOR STATE PROGRAMS

KENTUCKY E3

<u>Programs</u>	<u>Program Definition of Need</u>	<u>Is BEOG Application Required?</u>	<u>Expected Family Contribution (EFC) Method</u>	<u>Student Budget Includes What Items?</u>
<u>Work-Study</u> Commonwealth Work-Study Program	Not Given	No	Not Given	General Student Costs
<u>Other</u> Higher Education Program	Family income does not exceed 80% of state's gross median income for a family of comparable size.	Not <u>Applicable</u>	Not Applicable	Not Applicable

¹ State grant recipients who are potentially eligible must file for a BEOG before receiving spring disbursement.

² This program was merged with the Tuition Grant Program for the 1976-77 academic year. The BEOG SEI is no longer used to determine eligibility. The Uniform Methodology (KFAF) is presently used. (See KJHEAA State Grant Program.)

³ Information for VOP is for the 1976-77 academic year.

AWARD SIZE DETERMINATION CRITERIA FOR STATE PROGRAMS

KENTUCKY E4

<u>Programs</u>	<u>Maximum Award Size?</u>	<u>What Award Size Determination Method Is Used?</u>	<u>How is Award Priority Determined?</u>	<u>Who Ultimately Determines Award Amount?</u>
<u>Need-Based</u>				
<u>Grants</u>				
Kentucky Higher Education Assistance Authority (KHEAA) State Grant Programs	SSIG - \$250 KTG - \$500	For SSIG, EPC or ESC of \$400 or below, the KTG formula was: Total Cost of Education - (Expected PC or SC + Estimated BEOG + SSIG). If SC or PC was 0 to \$200, award amount was \$250; if \$201-\$1000, award amount was \$200.	Awards made to eligible applicants until funds are exhausted.	KHEAA Board in conjunction with program regulations
State Student Incentive Grants	\$ 850	Same as KHEAA State Grant Programs Award table based on 5 different institutional cost levels. Awards \$200-850.	Date student's application (BEOG) was completed. Awards made until funds are exhausted.	State
Kentucky Tuition Grant	\$ 548	KTG = TCE - The Sum of Contribution of SSIG and Estimated BEOG = Need. Award size ranges from \$200 to 548.	Application date and percentage of relative need. Percentage of Relative need = $\frac{\text{Need}}{\text{Total Cost of Education}}$.	State
CETA-VOC Opportunity Program	\$30/Week	Flat \$30 per week is awarded if attendance and progress requirements are met.	Degree of Need	State
<u>Loans</u>				
Kentucky Student Loans	\$2,000	Application amount if needed.	Not Applicable	State
Kentucky Rural Rehabilitation Fund	\$2,500-Undergraduates \$5,000-Graduates, but not to exceed recommended school expenses	School recommendation plus Director, Student Loan Program as limited by U.S. Office of Education (U.S. Education Act).	As applications are received.	USOE
<u>Work-Study</u>				
Commonwealth Work-Study Program	\$7,100	Need analysis made by Institution	Not Applicable	Institution
<u>Other</u>				
Higher Education Program	Not Applicable	Not Applicable	Not Applicable	Not Applicable

CONTINUED

AWARD SIZE DETERMINATION CRITERIA FOR STATE PROGRAMS

KENTUCKY E4

<u>Programs</u>	<u>Maximum Award Size?</u>	<u>What Award Size Determination Method Is Used?</u>	<u>How Is Award Priority Determined?</u>	<u>Who Ultimately Determines Award Amount?</u>
Non Need-Based				
Kentucky Rehabilitation Program	\$680 for Tuition	By Vocational Rehabilitation Counselor.	Severity of Disability	State
Kentucky Department of Transportation Scholarship Program	\$1,485 per AY	Stipend - Unavailable	ACT scores, recommendation of high school instructors	State
Academic Common Market	Not Applicable	Residents are eligible to apply for admission to any accepted program and, if admitted, this completes the process.	Not Applicable	Other ²
Kentucky Rural Dental Scholarships	\$4,500-AY 76-77 \$1,500-Prior Years	Budget	Grade point average; county of residence; must have been resident of Commonwealth 5 years prior to applying for scholarship; income; need.	State
Exemption from Matriculation or Tuition Fees	Not Applicable	Tuition Costs	Not Applicable	State
Tuition Exemption	Not Applicable	Tuition Costs	Not Applicable	State

¹ Information is for 1976-77 academic year.

² Agreement states that out-of-state tuition and fees will be waived.

NUMBER OF NEED-BASED GRANT PROGRAM APPLICANTS

KENTUCKY F1

DATA NOT AVAILABLE

	\$0- 5,999	\$6,000- 8,999	\$9,000- 11,999	\$12,000- 14,999	\$15,000- 19,999	\$20,000- & Over
INDEPENDENTS						
	DEPENDENTS					

Income Level

DATA NOT AVAILABLE

DATA
NOT AVAILABLE

WHITE	BLACK	HISPANIC	AMERICAN INDIAN	ASIAN	OTHER

Ethnic Status

MEN WOMEN

Sex

NUMBER OF NEED-BASED GRANT PROGRAM RECIPIENTS AND AVERAGE AWARD SIZE

F2

KENTUCKY

NUMBER OF RECIPIENTS

Income Level

Ethnic Status

Sex

DATA NOT AVAILABLE

DATA NOT AVAILABLE

DATA NOT AVAILABLE

INDEPENDENTS	Income Level					Ethnic Status					Sex		
	\$0-5,999	\$6,000-8,999	\$9,000-11,999	\$12,000-14,999	\$15,000-19,999	WHITE	BLACK	HISPANIC	AMERICAN INDIAN	ASIAN	OTHER	MEN	WOMEN

AVERAGE AWARD SIZE

DEPENDENTS

DATA NOT AVAILABLE

DATA NOT AVAILABLE

DATA NOT AVAILABLE

INDEPENDENTS	Income Level					Ethnic Status					Sex		
	\$0-5,999	\$6,000-8,999	\$9,000-11,999	\$12,000-14,999	\$15,000-19,999	WHITE	BLACK	HISPANIC	AMERICAN INDIAN	ASIAN	OTHER	MEN	WOMEN

DEPENDENTS

SOURCES AND DISTRIBUTION OF NEED-BASED GRANT PROGRAM FUNDS

KENTUCKY G1

THESE FIGURES FOR THE 1975-76 SCHOOL YEAR PERTAIN TO:


- KENTUCKY TUITION GRANT

STATE APPROPRIATIONS


\$484,533 100.0%

PRIVATE GIFTS


FEDERAL SSIG PROGRAM



INSTITUTIONAL SECTORS



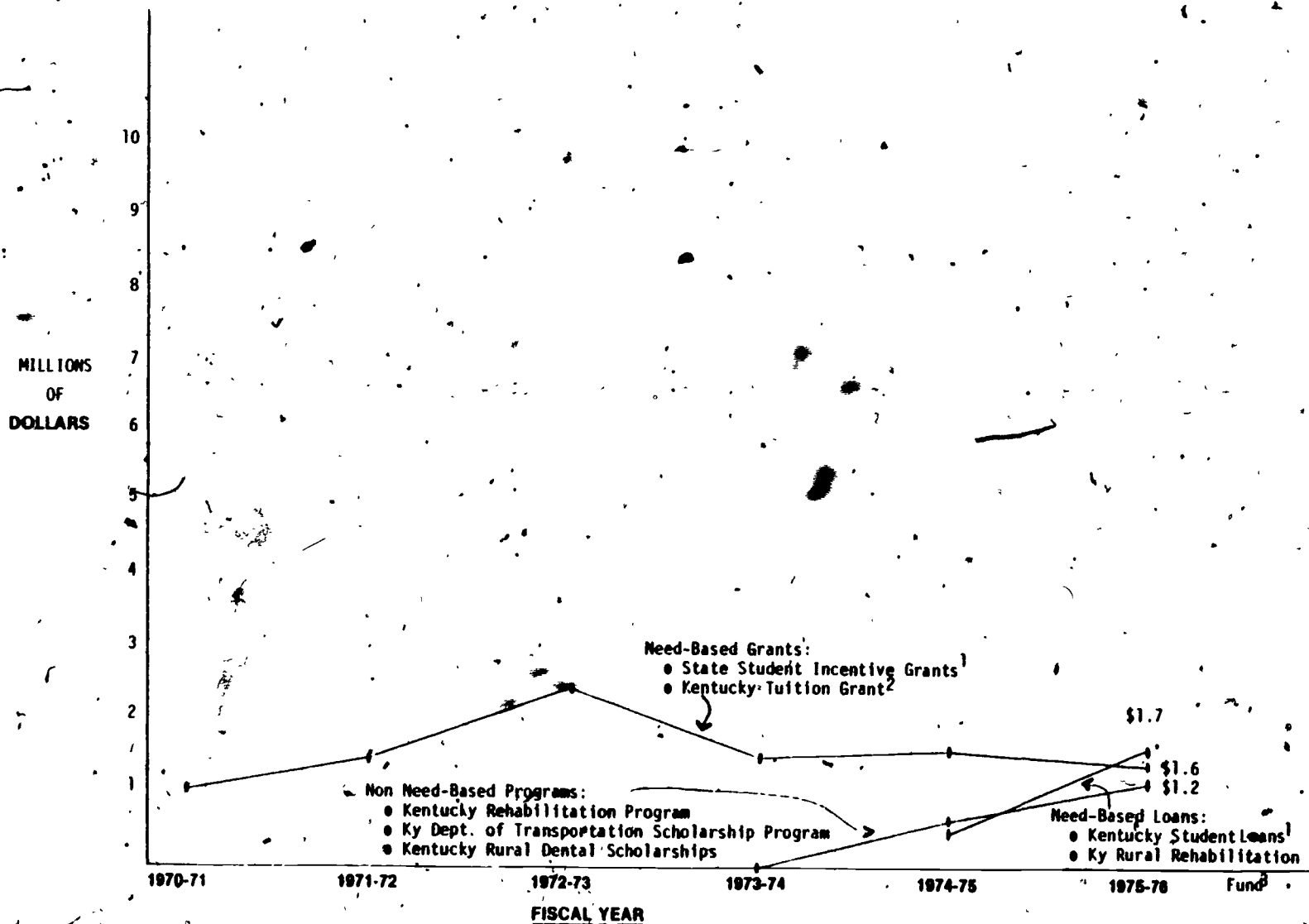
STUDENT INCOME CATEGORIES



The data for the student income categories were taken from the Financial Status and Performance Report for the Reporting Period July 1, 1975, to September 30, 1976, and reflect only the distribution of the federal portion of the total dollars.

HISTORIC STATE EXPENDITURES ON STUDENT-ASSISTANCE PROGRAMS

KENTUCKY, G2



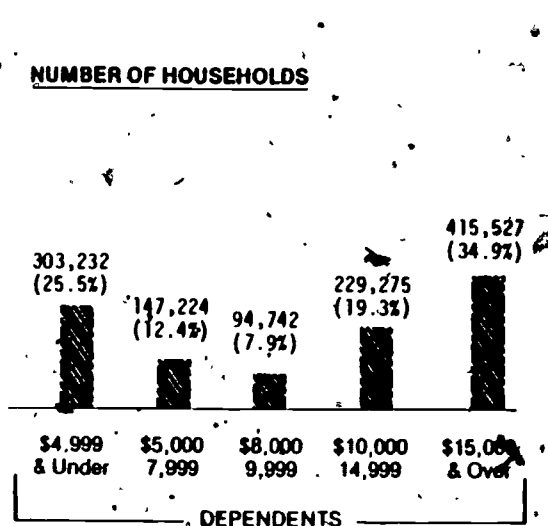
59

¹ 1974-75 first year of program.
² 1975-76 first year of program.
³ 1973-74 first year of program.


STATE POPULATION PROFILE

KENTUCKY H1

NUMBER OF HOUSEHOLDS



STATE POPULATION 18 AND OVER

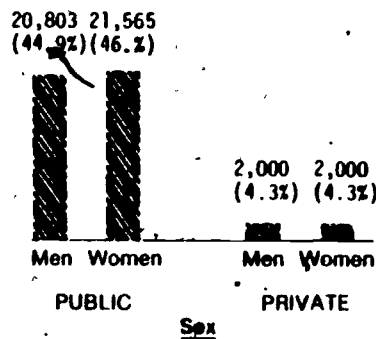


Effective Buying Income₁

Ethnic Status

Sex

STATE HIGH SCHOOL GRADUATES



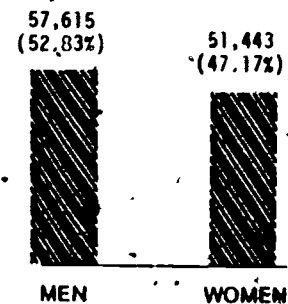
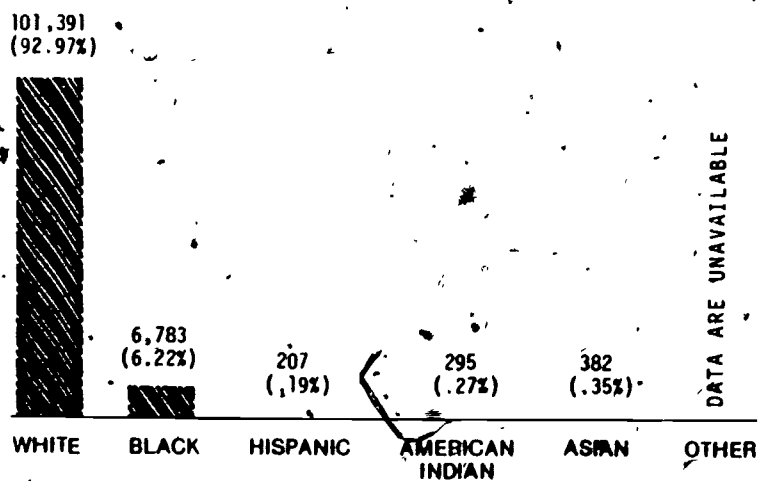
The high school graduation figures do not include 5,842 persons granted a high school equivalency certificate.

(c) Sales and Marketing Management 1977 Survey of Buying Power Data Service

STATE POSTSECONDARY EDUCATION STUDENT ENROLLMENTS

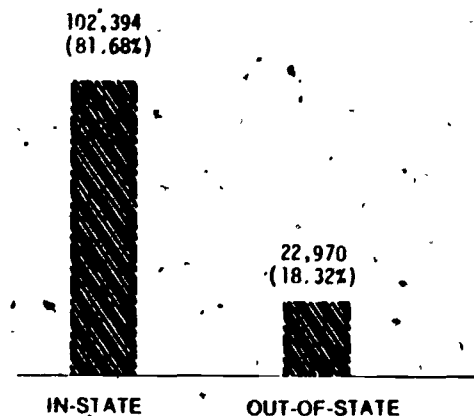
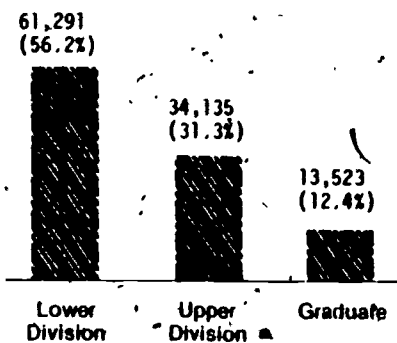
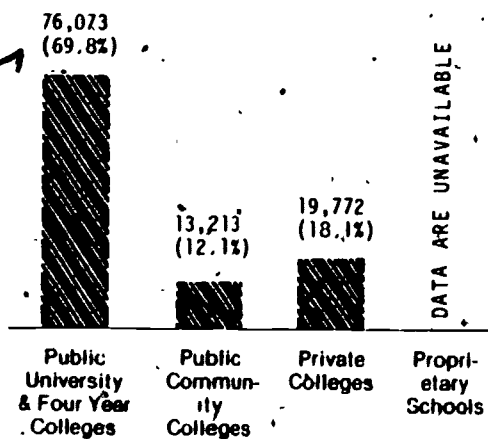
KENTUCKY H2

(Figures in Thousands)



Ethnic Status

Sex



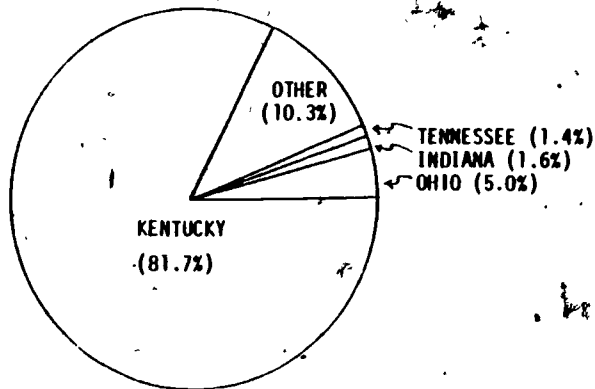
Institutional Sector

Student Level

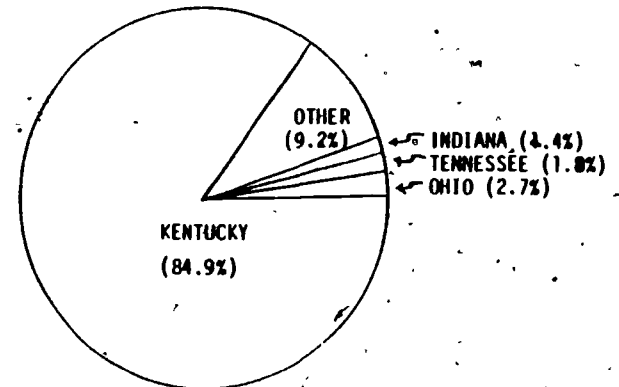
Residency

INTERSTATE MIGRATION OF STUDENTS

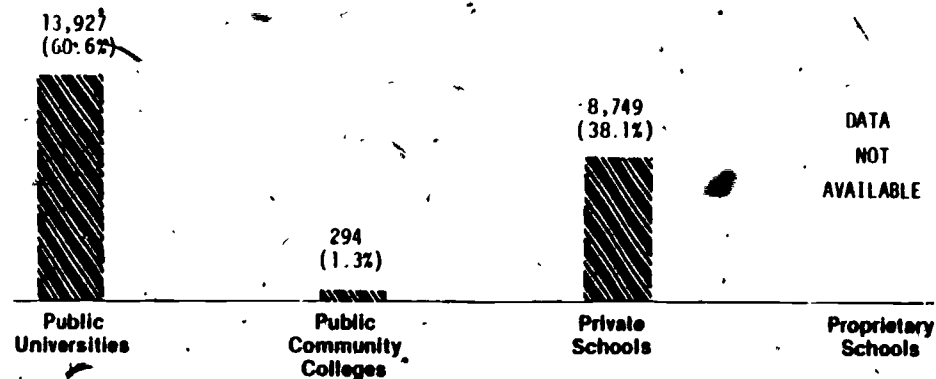
KENTUCKY H3



**RESIDENT AND NON-RESIDENT STUDENTS
ATTENDING IN-STATE INSTITUTIONS**



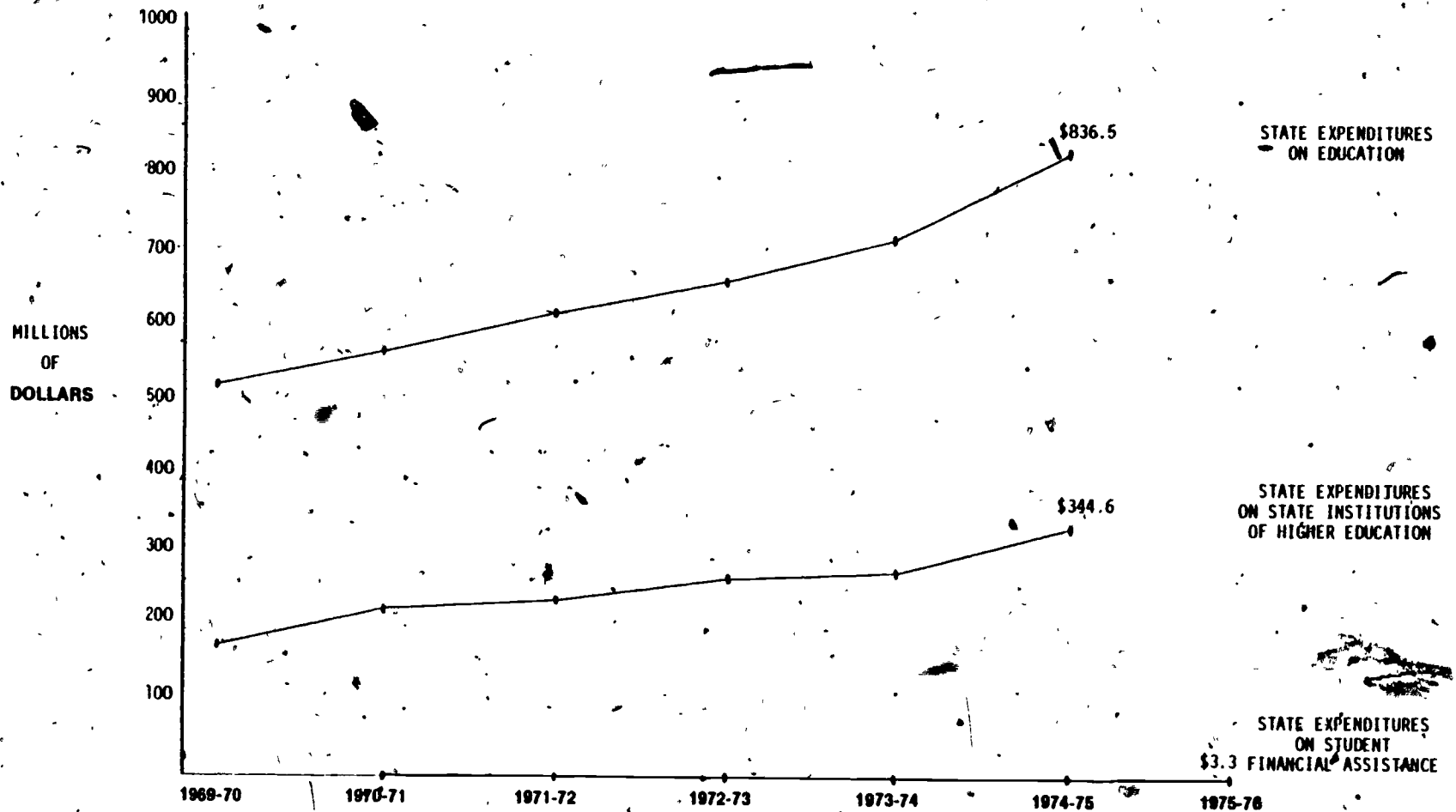
**RESIDENT STUDENTS ATTENDING IN-STATE
AND OUT-OF-STATE INSTITUTIONS**



**INSTITUTIONAL SECTOR
(Out-of-State Students in School In-State)**

STATE EXPENDITURE ON POSTSECONDARY EDUCATION STUDENT ASSISTANCE

KENTUCKY 11



THESE DATA PERTAIN TO:

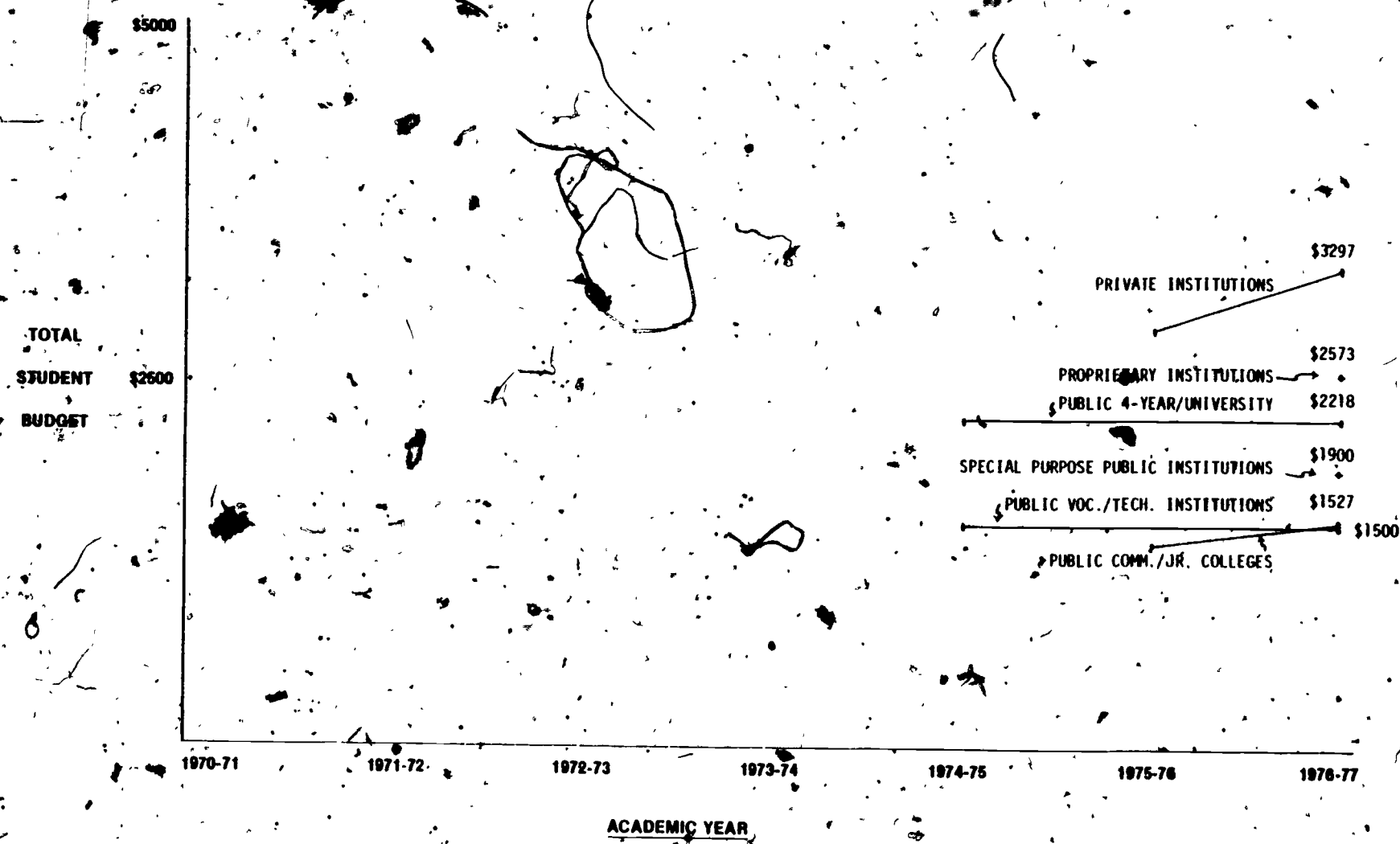
- STATE STUDENT INCENTIVE GRANTS
- KENTUCKY TUITION GRANT
- KENTUCKY REHABILITATION PROGRAM

FISCAL YEAR

- KENTUCKY DEPARTMENT OF TRANSPORTATION SCHOLARSHIP PROGRAM
- KENTUCKY RURAL DENTAL SCHOLARSHIPS

GROSS COSTS TO STUDENTS ATTENDING SCHOOL BY POSTSECONDARY EDUCATION SECTORS

KENTUCKY 12

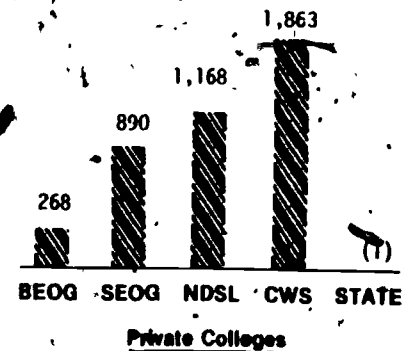

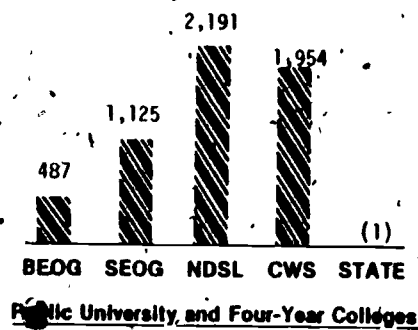


TOTAL
STUDENT BUDGET \$2600

LEVELS OF FEDERAL AND STATE PROGRAM FUNDING BY INSTITUTIONAL SECTOR

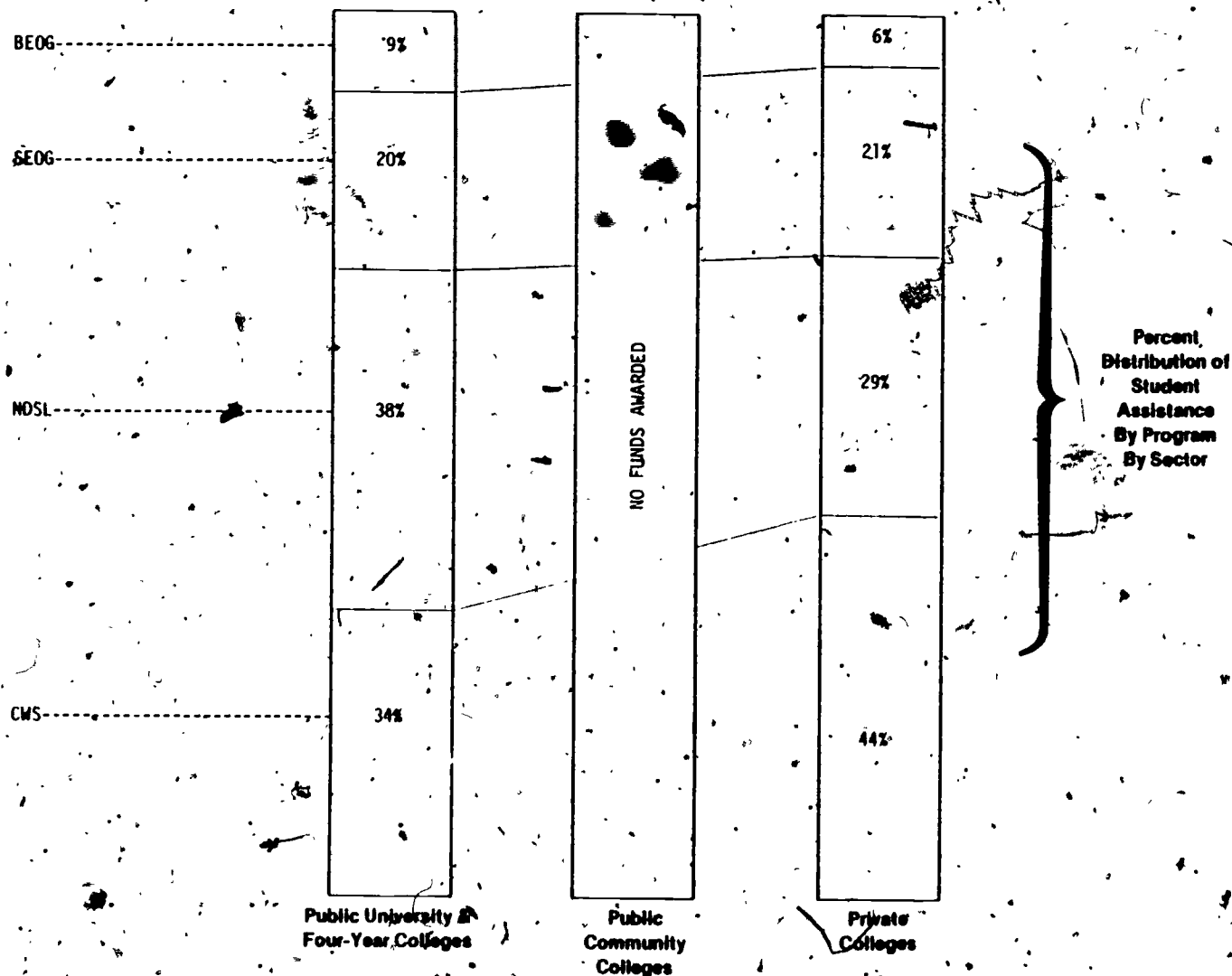
KENTUCKY 13

(Figures in thousands)



(1) The data pertaining to state dollars awarded by institutional sector are unavailable.

RELATIVE IMPORTANCE OF FEDERAL AND STATE PROGRAM FUNDING BY SECTOR



The data pertaining to state dollars awarded by institutional sector are unavailable.

**DESCRIPTIONS OF PROGRAM OFFICES AND AGENCIES AND
CORRESPONDING PROGRAM RESPONSIBILITIES**

LOUISIANA A1

1. Louisiana State Student Incentive Grant Program
2. Louisiana State Guaranteed Student Loan Programs
3. Louisiana State High School Rally Scholarship
4. T. H. Harris Scholarships

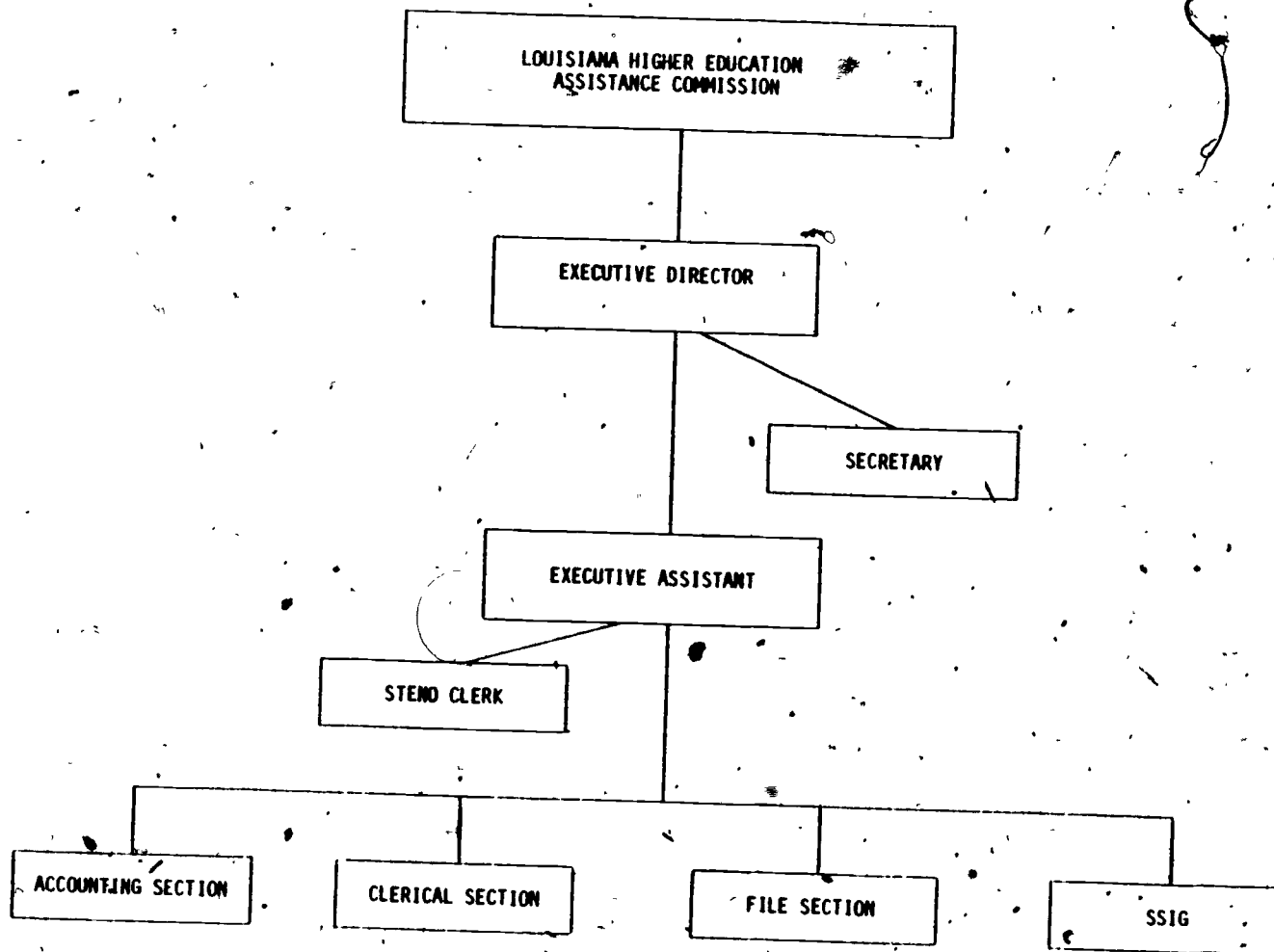
RELATIONSHIPS OF STATE AGENCIES

LOUISIANA A2

- STATE STUDENT LOAN PROGRAM - LOUISIANA HIGHER EDUCATION ASSISTANCE COMMISSION - APPOINTED BY GOVERNOR
- STATE STUDENT INCENTIVE GRANT PROGRAM - LOUISIANA HIGHER EDUCATION ASSISTANCE COMMISSION - APPOINTED BY GOVERNOR
- STATE HIGH SCHOOL RALLY SCHOLARSHIP - LOUISIANA HIGH SCHOOL RALLY ASSOCIATION
- T. H. HARRIS SCHOLARSHIP - LOUISIANA DEPARTMENT OF EDUCATION

STATE AGENCY ORGANIZATION

LOUISIANA B1



7.9

80

**MANAGEMENT RELATIONSHIPS BETWEEN THE STATE AGENCY
AND OTHER STATE AGENCIES/INSTITUTIONS**

LOUISIANA 82

<u>WHO ACCOMPLISHES THE FOLLOWING?</u>	<u>STATE PROGRAM OFFICE</u>	<u>INSTITUTIONAL FINANCIAL AID OFFICER</u>	<u>OTHER OFFICES OR AGENCIES</u>
Processing of Applications			
• Verification of Student Application Information	X	X	
• Identification of Eligible Recipients	X	X	
• Determination of Award Size	X	X	
• Assignment of Priority to Awards	X		
• Formally Approves Award	X		
Makes Payment to Student (or Credits Student Account)	X		
Makes Post-Award Adjustments	X	X	
Initiates the Prosecution of Possible Fraudulent Student applications			
Publicizes Award Availability		X	

STATE PROGRAM OFFICE DEFINITIONS FOR SELECTED TERMS

LOUISIANA B3

DEFINITIONS USED BY STATE PROGRAM OFFICES

STATE DEFINITION SPECIFIED BY

STATE DEFINITION COMMONLY USED BY ALL INSTITUTIONS

STATE DEFINITION CONSISTENT ACROSS ALL STATE PROGRAMS

PUBLIC

PRIVATE

Half-Time Student - Not applicable.

State Resident - Dependent--parents are residents (including voting registration); Independent--consecutive resident at least one year with voter registration.

Interpretation

Yes

Yes

Yes

Independent Student - 1) Does not reside with parents more than two consecutive weeks; 2) Does not receive \$600 from one or both parents; and 3) Is not claimed on income tax form of parents.

Interpretation

Yes

Yes

Yes

Non-Profit Institution - Not applicable.

Satisfactory Academic Progress - 2.0 average on 4.0 scale.

Interpretation

Yes

Yes

Yes

United States Citizenship - Does not include non-citizen in United States on visa or other papers.

Interpretation

Yes

Yes

Yes

INFORMATION FLOW BETWEEN THE STATE PROGRAM OFFICE AND VARIOUS FEDERAL OFFICES

LOUISIANA B4

	<u>TYPE OF INFORMATION PROVIDED BY STATE STUDENT-AID AGENCY</u>	<u>TYPE OF INFORMATION RECEIVED BY STATE STUDENT-AID AGENCY</u>	<u>PERCEPTION OF ADEQUACY OF INFORMATION FLOW</u>
<u>FEDERAL OFFICES</u>			
SSI&G Office	Summaries	Regulations Summaries	Adequate
BEOG Office	Not Applicable	Recipients	Adequate
Regional OE Student-Assistance Office (Campus-Based Programs)	Not Applicable	Regulations	Marginal
Washington OE Office (Campus-Based Programs)	Summaries	Regulations	Marginal
FISL/GSL Office	Regulations Summaries	Regulations Summaries	Adequate
<u>STATE/INSTITUTIONAL OFFICES</u>			
Public Institutions	Applications	Applications	Adequate
Private Institutions	Applications	Applications	Adequate
Governor/Budget Office	Summaries	Regulations	Adequate
State Legislature (Including Committee Staffs)	Regulations Summaries	Regulations	Adequate

MANAGEMENT STAFFING OF STATE PROGRAM OFFICES

LOUISIANA B5

<u>MANAGEMENT FUNCTION</u>	<u>PERCENTAGE OF STAFF EFFORT</u>	<u>STAFF ASSISTANCE FROM OTHER AGENCIES</u> <u>COMMENTS</u>
APPLICATIONS PROCESSING (Includes verification of student information, need analysis, award determination, etc.)		
RESPONDING TO REQUESTS FOR INFORMATION (Includes federal requests for information, parent/student inquiries, testimony in hearings, etc.)		
PROGRAM REVIEW (Includes on-site visits to institutions, formal/informal audits, etc.)		
PUBLIC RELATIONS AND INFORMATION DISSEMINATION (Includes parent/student workshops, work on promotional literature, etc.)		
GENERAL ADMINISTRATION (Includes executive personnel, staff training and development, regulations and guidelines, preparation of summary statistics, etc.)		
OTHER MANAGEMENT ACTIVITIES (Includes any special staff activities which do not clearly fall in one of the above categories)		

INFORMATION NOT PROVIDED

**STATE AGENCY CALENDAR OF EVENTS FOR NEED-BASED
PROGRAMS FOR 1976-77 SCHOOL YEAR**

LOUISIANA 86

MONTH/YEAR

EVENTS

DECEMBER 1975 Agency budget presented to governor's office or budget bureau

MAY 1976 Agency budget presented to legislature

MAY-JUNE 1976 Agency makes student-aid applications available

AUGUST 1976 Legislature appropriates student assistance funds

SEPTEMBER 1976 Agency (or institutions) announces award winners

NOVEMBER & MARCH 1976-1977 Deadline for student-aid applications

DECEMBER 1976 Last date at which award changes and adjustments are made

MAY 1977 BEOG applications information received from federal office

SSIG only

Student Loan Program

SSIG only

PROGRAM AND FISCAL CONTROLS OF PROGRAMS OPERATED BY STATE AGENCY

LOUISIANA B7

<u>PROGRAM CONTROLS</u>	<u>CONTROL USED SAMPLE OR TOTAL POPULATION STUDIED</u>	<u>AGENCY/OFFICE UNDERTAKING CONTROLS</u>	<u>SPECIAL ACTIONS COMMENTS</u>
A <u>Control on Student Application Data Accuracy</u>			
1 Match Against Tax Forms?	Yes, When Necessary	Institution, State	Application delayed
2 Match Against BEOG Applications?	Yes, When Necessary	Institution, State	Application delayed
3 Match Against Institutional Student Records?	Yes, When Necessary	Institution, State	Application delayed
4 Warnings of Prosecution?			
5 Prosecution?			
B <u>Controls on Attendance and/or Progress</u>			
1 Check on Enrollment/Initial Attendance?	Yes, All	Institution	Note 1
2 Check on Mid-Term Attendance?	Yes, All	Institution	
3 Check on Course Completion?			
4 Check on Academic Progress Before Award?			
5 Partial Awards?			
C <u>Controls on Award Size</u>			
1 Check to Make Sure Other Awards Actually Made?	Yes, When Necessary	Institution	
2 Match Against BEOG, Campus-Based Award Files?	Yes, When Necessary	Institution	
3 Re-Check to Ensure Award Adjustments Actually Made?			
4 Second Review of Aid Packages?	Yes, When Necessary	Institution	
D <u>Controls on Institutional Student-Aid Operations</u>			
1 Independent Program Audits?			
2 Aid Officer Bonding?			
3 Aid Officer Certification?			
4 Double Signatures on All Fund Transfers?			
E <u>Controls on Central Administrative Staff Operations</u>			
1 Independent Program Audits?			
2 Bonding of Staff Members?	Yes, Executive Level	State	
3 Double Signatures on All Fund Transactions?			

Semester check returned to lender or LHEAC.

**PROGRAM INFORMATION DISSEMINATION PROCEDURES
USED FOR STATE NEED BASED PROGRAMS**

LOUISIANA C1

TYPE OF INFORMATION PROVIDED

<u>INFORMATION PROVIDED THROUGH</u>	<u>APPLICATION FORMS</u>	<u>ELIGIBILITY CONDITIONS</u>	<u>FILING/CLOSING DATES FOR STATE PROGRAMS</u>	<u>INFORMATION ON THE COST OF ATTENDANCE AT VARIOUS TYPES OF INSTITUTIONS</u>	<u>INFORMATION ABOUT APPLYING FOR AID FROM OTHER SOURCES</u>	<u>INFORMATION ON PENALTIES FOR PROVIDING FRAUDULENT DATA</u>
1 High School Counselors	X	X				
2 College Financial-Aid Officers	X	X	X		X	
3 Direct Mailings to Graduating High School Students or Parents	X				X	
4 High School Meetings or Workshops	X					
5 College Admissions Office	X					
6 Newspaper Ads						
7 Radio, Television Ads						
8 Social Service Agencies						
9 Other (Please Specify)						

DESCRIPTIONS OF STATE-SPONSORED STUDENT ASSISTANCE PROGRAMS

LOUISIANA D1

Louisiana State Student Incentive Grant Program - A scholastic grant awarded to needy resident students attending in-state public and private universities and public and private four-year institutions.

Louisiana State Guaranteed Student Loan Programs - A scholastic loan program to assist resident students in attending in-state vocational schools or U.S. colleges and universities.

Louisiana State High School Rally Scholarship - A grant awarded to recognize academic proficiency of resident high school students through competitive state examinations. Recipients must be state winners of Louisiana High School Rally competitions and attend in-state public and private universities and public and private four-year schools. Students are restricted to 40 study areas.

T. H. Harris Scholarships - A scholastic assistance grant awarded to resident students attending in-state public and private universities and four-year institutions.

Louisiana Nurse Training Program -

Academic and Decennial Awards -

College Alumni or Founder's Awards -

LSU's Alumni Federation Awards -

High School Honor Awards -

Louisiana State Aid Program for Children/Widows of Certain Deceased Veterans -

Louisiana Vocational Rehabilitation Program -

Academic Common Market (SREB) - A tuition-reciprocity program to share among the fourteen states in the area served by the Southern Regional Education Board (SREB), certain post-baccalaureate academic programs at the least possible cost to each of the participating states and at the least possible cost to their residents pursuing those programs outside of their own states. Students are enrolled on an in-state tuition basis.



1.0



1.1



1.25



1.4



1.6

28



2.5



2.2



2.0



1.8

BASIC STATE PROGRAM INFORMATION

LOUISIANA D2

<u>Programs</u>	<u>Year</u>	<u>Number of Awards</u>	<u>Average Full-Time Award Size</u>	<u>Total Dollars Awarded</u>	<u>Eligible Population</u>
<u>Need-Based</u>					
<u>Grants</u>					
Louisiana State Student Incentive Grant Program	1975-76	1,416	\$ 328	\$ 464,543	Resident Undergraduates
<u>Non Need-Based</u>					
Louisiana State Guaranteed Student Loan Programs	1970-71 1975-76	7,122 5,505	\$ 809 \$1,183	\$5,768,485 \$6,514,641	Resident Undergraduates and Graduates
T. H. Harris Scholarships	Information not given-----				Resident Undergraduates
Louisiana State High School Rally Scholarship	1971-72 1975-76	9 27	\$ 500 \$ 500	\$ 4,500 \$ 13,500	Resident High School Winners of Competition
Louisiana Nurse Training Program	Information not given-----				
Louisiana State Aid Program for Children/Widows of Certain Deceased Veterans	Information not given-----				Dependents of Veterans/ POW/MIA
Academic and Decennial Awards	Information not given-----				
College Alumni or Founder's Awards	Information not given-----				
LSU's Alumni Federation Awards	Information not given-----				
High School Honor Awards	Information not given-----				
Louisiana Vocational Rehabilitation Program	Information not given-----				Handicapped
Academic Common Market (SREB)	Information not given-----				

STUDENT ELIGIBILITY CRITERIA FOR STATE PROGRAMS

LOUISIANA E1

<u>Programs</u>	<u>Acceptable Residency Status</u>	<u>Acceptable Attend. Status</u>	<u>Acceptable Student Levels</u>	<u>Special Priority to Cont'g. Awards</u>	<u>Income Limits</u>	<u>Need Limits</u>
<u>Need-Based</u>						
<u>Grants</u>						
Louisiana State Student Incentive Grant Program	Residents attending In-State	Full-Time	All Under-graduates	Yes	\$20,000	\$200 Annually
<u>Non Need-Based</u>						
Louisiana State Guaranteed Student Loan Programs	Residents attending In/Out of State	Full-Time	All	Not Applicable	None	None
T. H. Harris Scholarships	Residents attending In-State	Full-Time	All Under-graduates	No	None	None
Louisiana State High School Rally Scholarship	Residents attending In-State	Full-Time	Freshmen	Not Applicable	None	None
Louisiana Nurse Training Program						
Louisiana State Aid Program for Children/Widows of Certain Deceased Veterans						
Academic and Decennial Awards						
College Alumni or Founder's Awards						
LSU's Alumni Federation Awards						
High School Honor Awards						
Louisiana Vocational Rehabilitation Program						
Academic Common Market (SREB)						

INSTITUTIONAL ELIGIBILITY CRITERIA FOR STATE STUDENT-ASSISTANCE PROGRAMS

LOUISIANA E2

<u>Programs</u>	<u>University and 4-Year Colleges</u>	<u>Community/ Junior-Colleges</u>	<u>Voc./Tech. Schools</u>	<u>Proprietary</u>	<u>Special Types of Institutions</u>
<u>Need-Based</u>					
<u>Grants</u>					
Louisiana State Student Incentive Grant Program	Public Private	No	No	Yes	No
<u>Non Need-Based</u>					
Louisiana State Guaranteed Student Loan Programs	Public Private	No	Public	No	No
T. H. Harris Scholarships	Public Private	No	No	No	No
Louisiana State High School Rally Scholarship	Public Private	No	No	No	No
Louisiana Nurse Training Program					
Louisiana State Aid Program for Children/ Widows of Certain Deceased Veterans					
Academic and Decennial Awards					
College Alumni or Founder's Awards					
LSU's Alumni Federation Awards					
High School Honor Awards					
Louisiana Vocational Rehabilitation Program					
Academic Common Market (SREB)					

NEED DETERMINATION CRITERIA FOR STATE PROGRAMS

LOUISIANA E3

<u>Programs</u>	<u>Program Definition of Need</u>	<u>Is BEOG Application Required?</u>	<u>Expected Family Contribution (EFC) Method</u>	<u>Student Budget Includes What Items?</u>
<u>Need-Based</u>				
<u>Grants</u>				
Louisiana State Student Incentive Grant Program		Yes	No information given - question misinterpreted	General Student Costs

Student must have at least \$500 self help annually (loan-work-savings).

AWARD SIZE DETERMINATION CRITERIA FOR STATE PROGRAMS

LOUISIANA E4

<u>Programs</u>	<u>Maximum Award Size?</u>	<u>What Award Size Determination Method Is Used?</u>	<u>How Is Award Priority Determined?</u>	<u>Who Ultimately Determines Award Amount?</u>
<u>Need-Based</u>				
<u>Grants</u>				
Louisiana State Student Incentive Grant Program ¹	\$500/Annual \$250/Semester	Comparing educational costs with education aid awarded.	Continuation awards first; balance to initial awards.	State
<u>Non Need-Based</u>				
Louisiana State Guaranteed Student Loan Program ²	\$1,500-Voc. & Coll. Under-Graduates; \$2,000-Graduates	Deduct student aid already awarded from General Student Costs.	Not Applicable	State
T. H. Harris Scholarships	Approximately \$300	Advisory Commission.	Requires academic "B" average out of high school. Must maintain at least "B" average throughout college.	State
Louisiana State High School Rally Scholarship	\$500/Annually \$250/Semester	Not Applicable	High School Rally examination in 40 subject categories	State
Louisiana Nurse Training Program				
Louisiana State Aid Program for Children/Widows of Certain Deceased Veterans				
Academic and Decennial Awards				
College Alumni or Founder's Awards				
LSU's Alumni Federation Awards				
High School Honor Awards				
Louisiana Vocational Rehabilitation Program				
Academic Common Market (SREB)				

¹ Student must have at least \$500 self help annually (loan-work-savings).

NUMBER OF NEED-BASED GRANT PROGRAM APPLICANTS

LOUISIANA

DATA NOT AVAILABLE

	\$0- 5,999	\$6,000- 8,999	\$9,000- 11,999	\$12,000- 14,999	\$15,000- 19,999	\$20,000- & Over
INDEPENDENTS						
	DEPENDENTS					
	<u>Income Level</u>					

DATA NOT AVAILABLE

DATA NOT AVAILABLE

WHITE	BLACK	HISPANIC	AMERICAN INDIAN	ASIAN	OTHER
<u>Ethnic Status</u>					

MEN	WOMEN
<u>Sex</u>	

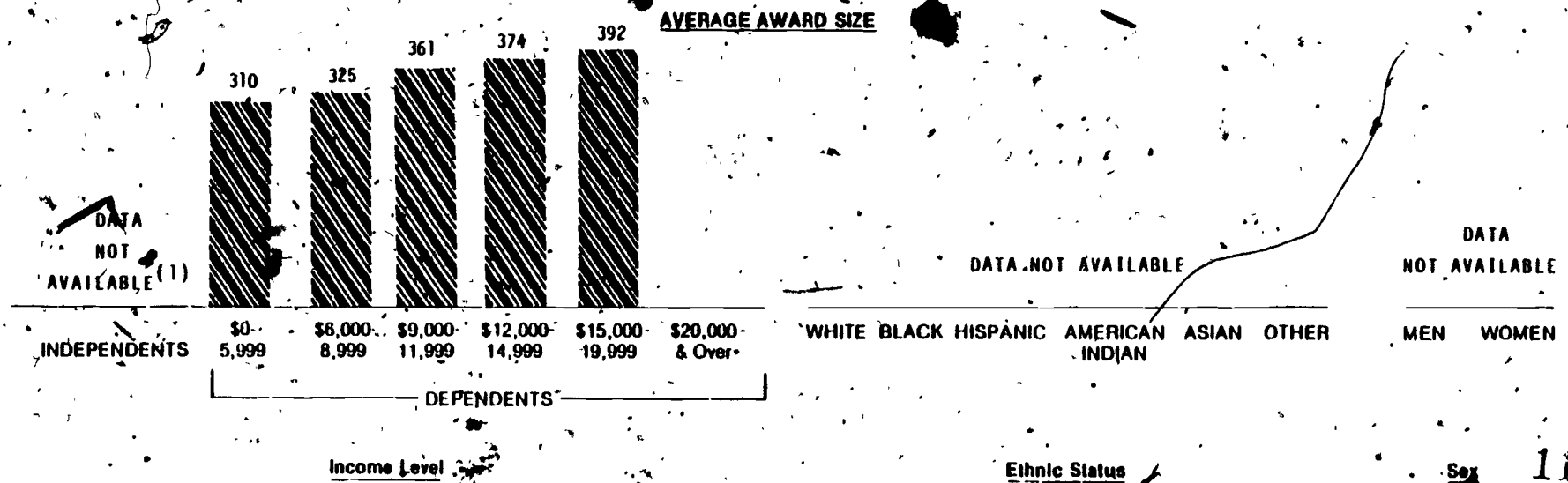
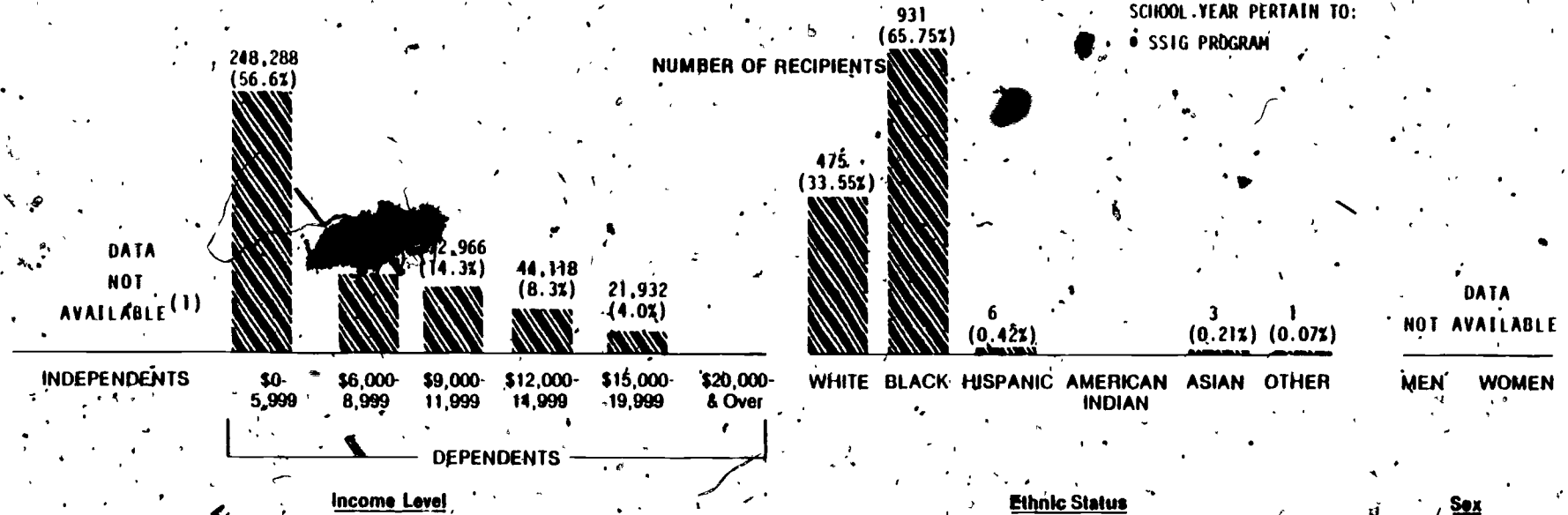
NUMBER OF NEED-BASED GRANT PROGRAM RECIPIENTS AND AVERAGE AWARD SIZE

LOUISIANA

F2

THESE FIGURES FOR THE 1975-76
SCHOOL YEAR PERTAIN TO:

• SSIG PROGRAM



(1) The distribution of awards by student income categories includes awards made to both dependent and independent students. The data available did not distinguish between dependent and independent students.

SOURCES AND DISTRIBUTION OF NEED-BASED GRANT PROGRAM FUNDS

LOUISIANA G1


THESE FIGURES FOR THE 1975-76 SCHOOL YEAR PERTAIN TO:
 • LOUISIANA STATE STUDENT INCENTIVE GRANT PROGRAM.

STATE APPROPRIATIONS

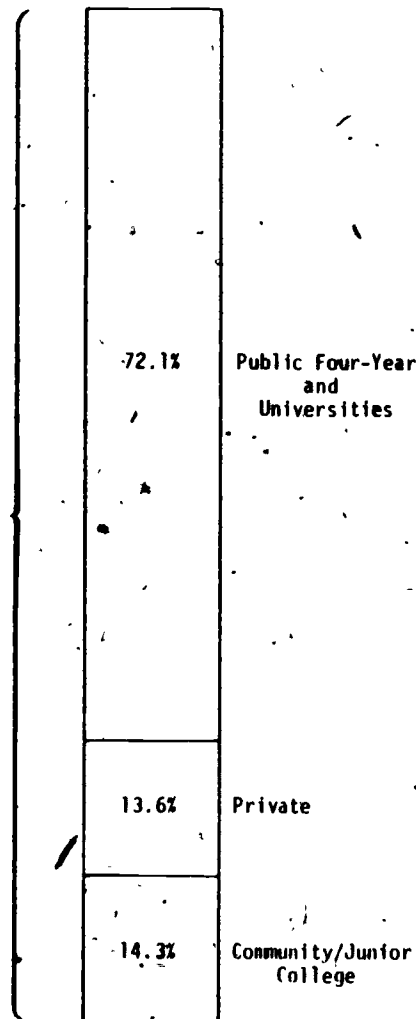
\$258,368
 \$232,272-Expended 50%

PRIVATE GIFTS

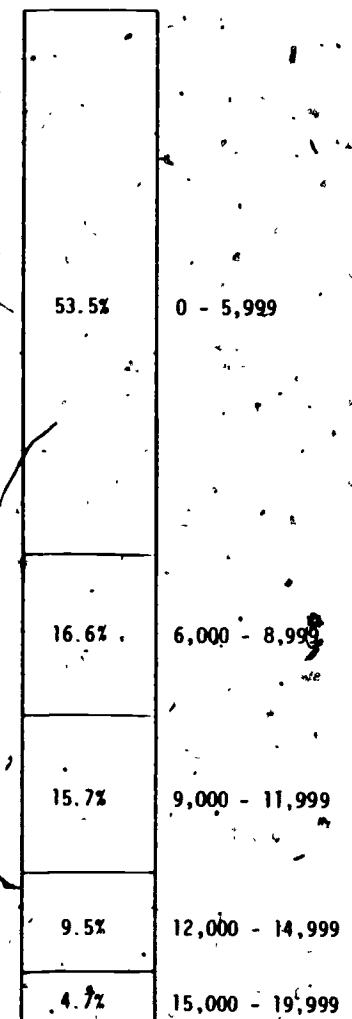
\$232,272 50%
FEDERAL SSIG PROGRAM



INSTITUTIONAL SECTORS



STUDENT INCOME CATEGORIES

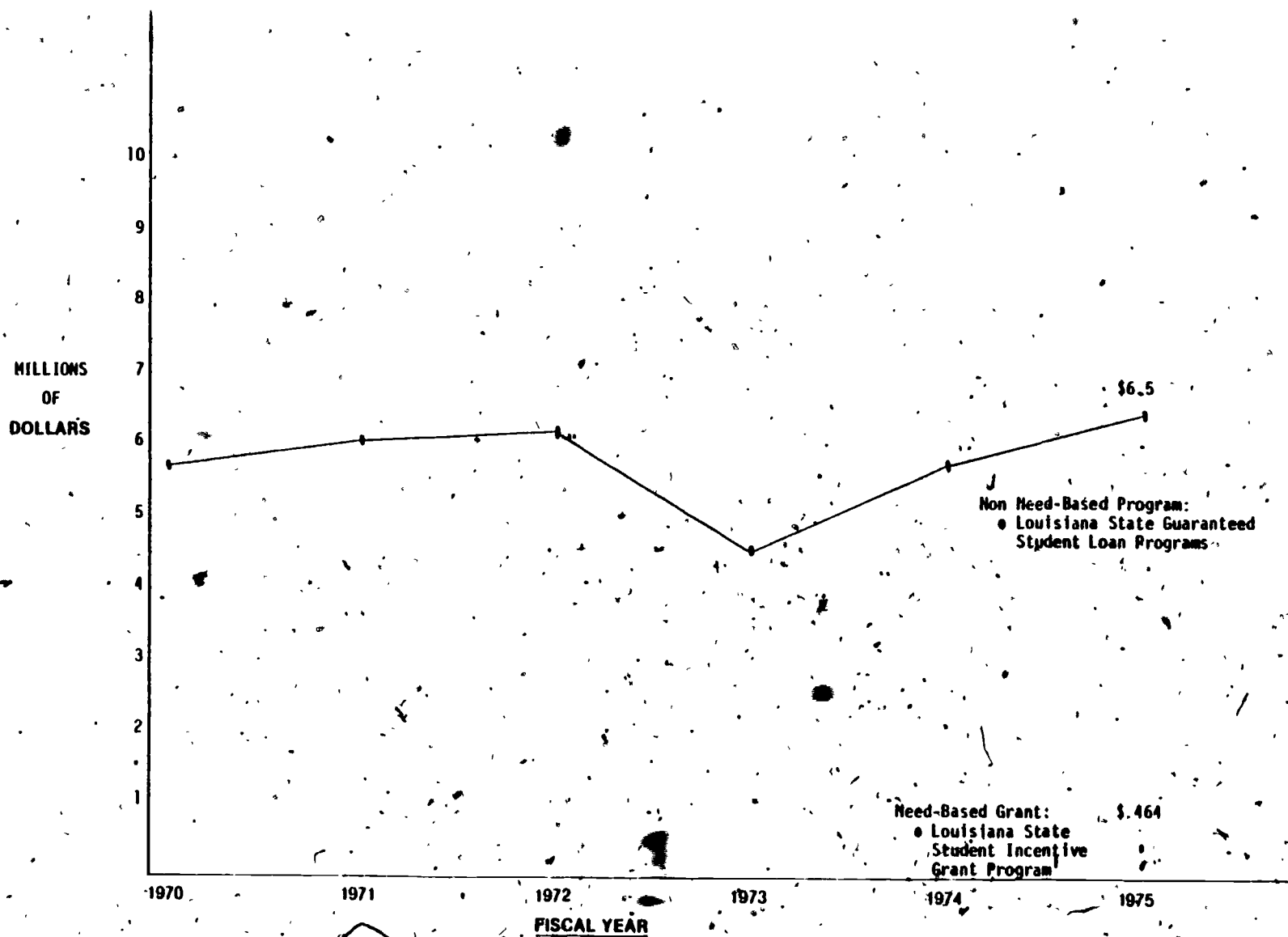


These data were taken from the Financial Status and Performance Report for the reporting period July 1, 1975, to September 30, 1976.

The distribution of awards by student income categories includes awards made to both dependent and independent students. The data available did not distinguish between dependent and independent students.

HISTORIC STATE EXPENDITURES ON STUDENT-ASSISTANCE PROGRAMS

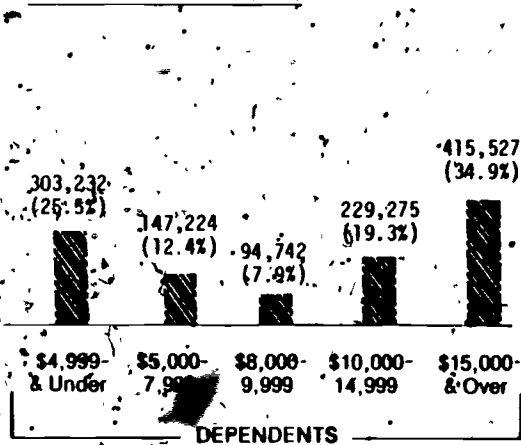
LOUISIANA G2



STATE POPULATION PROFILE

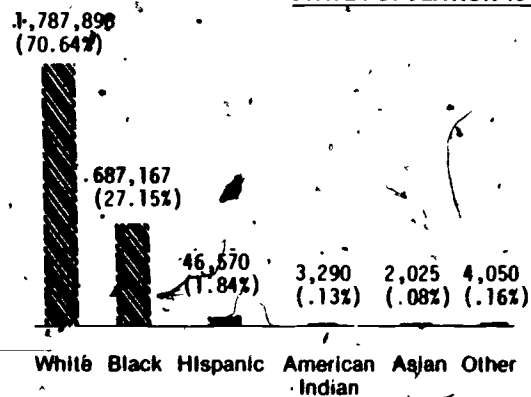
LOUISIANA H1

NUMBER OF HOUSEHOLDS




Effective Buying Income

STATE POPULATION 18 AND OVER

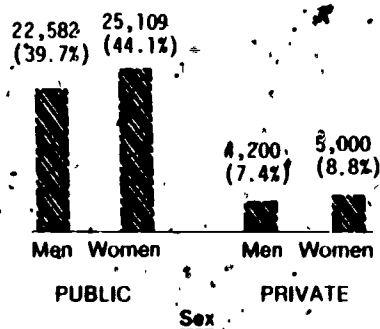


Ethnic Status



Sex

STATE HIGH SCHOOL GRADUATES



Sex

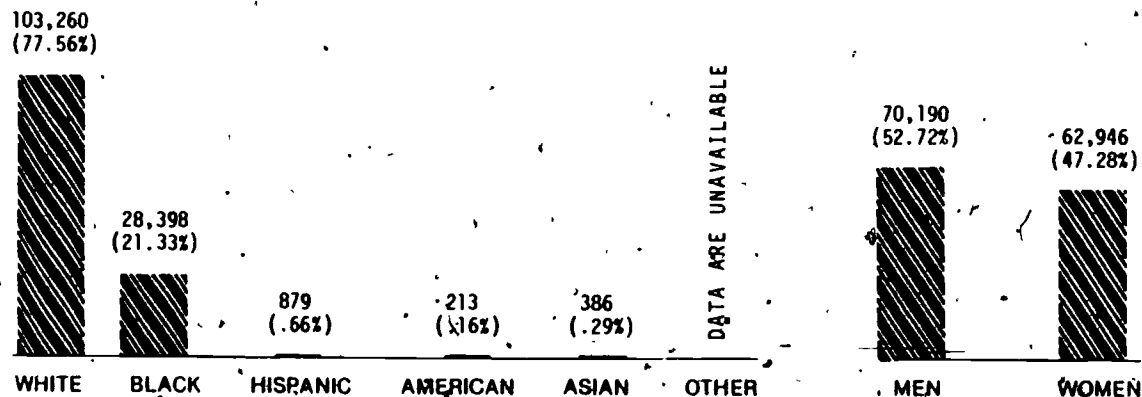
The high school graduation figures do not include 6,471 persons granted a high school equivalency certificate.

(c) Sales and Marketing Management 1977, Survey of Buying Power Data Service

STATE POSTSECONDARY EDUCATION STUDENT ENROLLMENTS

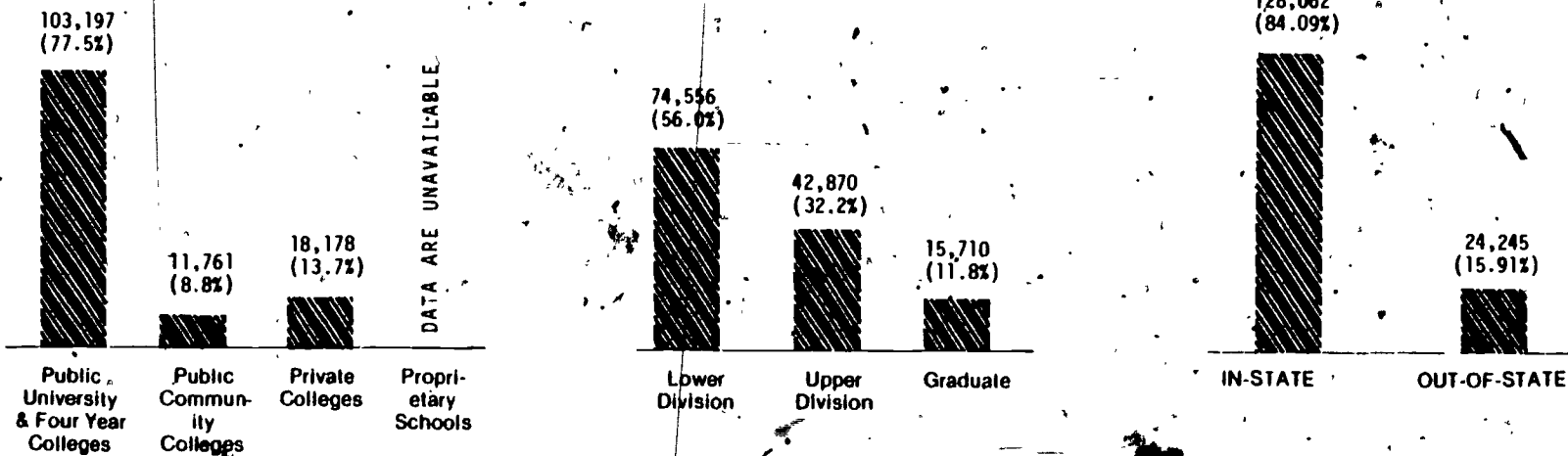
LOUISIANA H2

(Figures in Thousands)



Ethnic Status

Sex



Institutional Sector

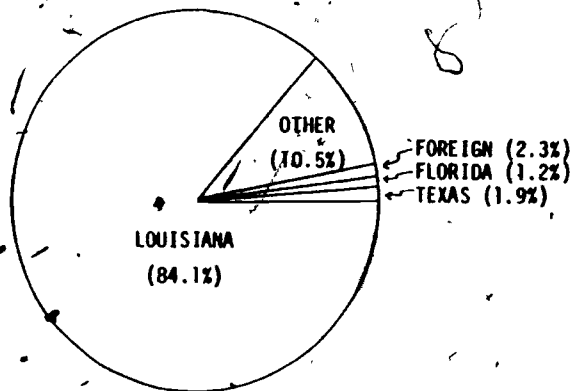
Student Level

Residency

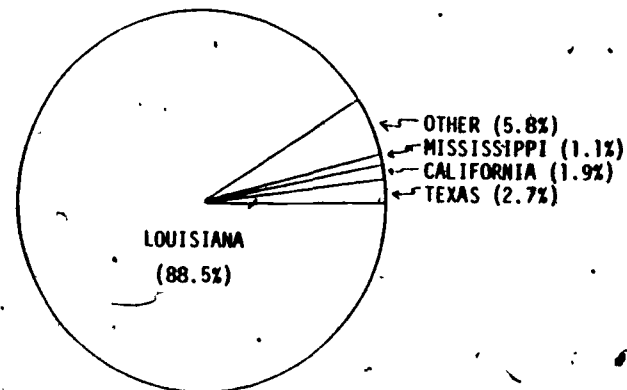
INTERSTATE MIGRATION OF STUDENTS

LOUISIANA

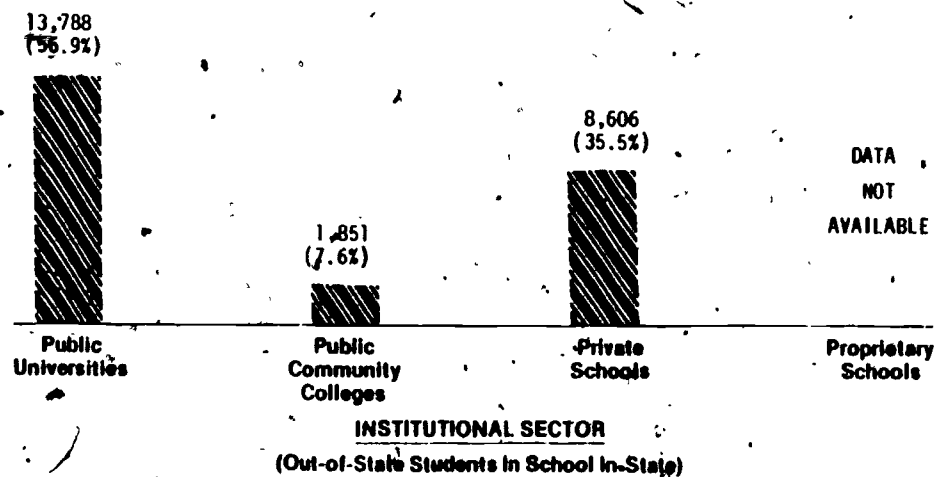
H3



**RESIDENT AND NON-RESIDENT STUDENTS
ATTENDING IN-STATE INSTITUTIONS**

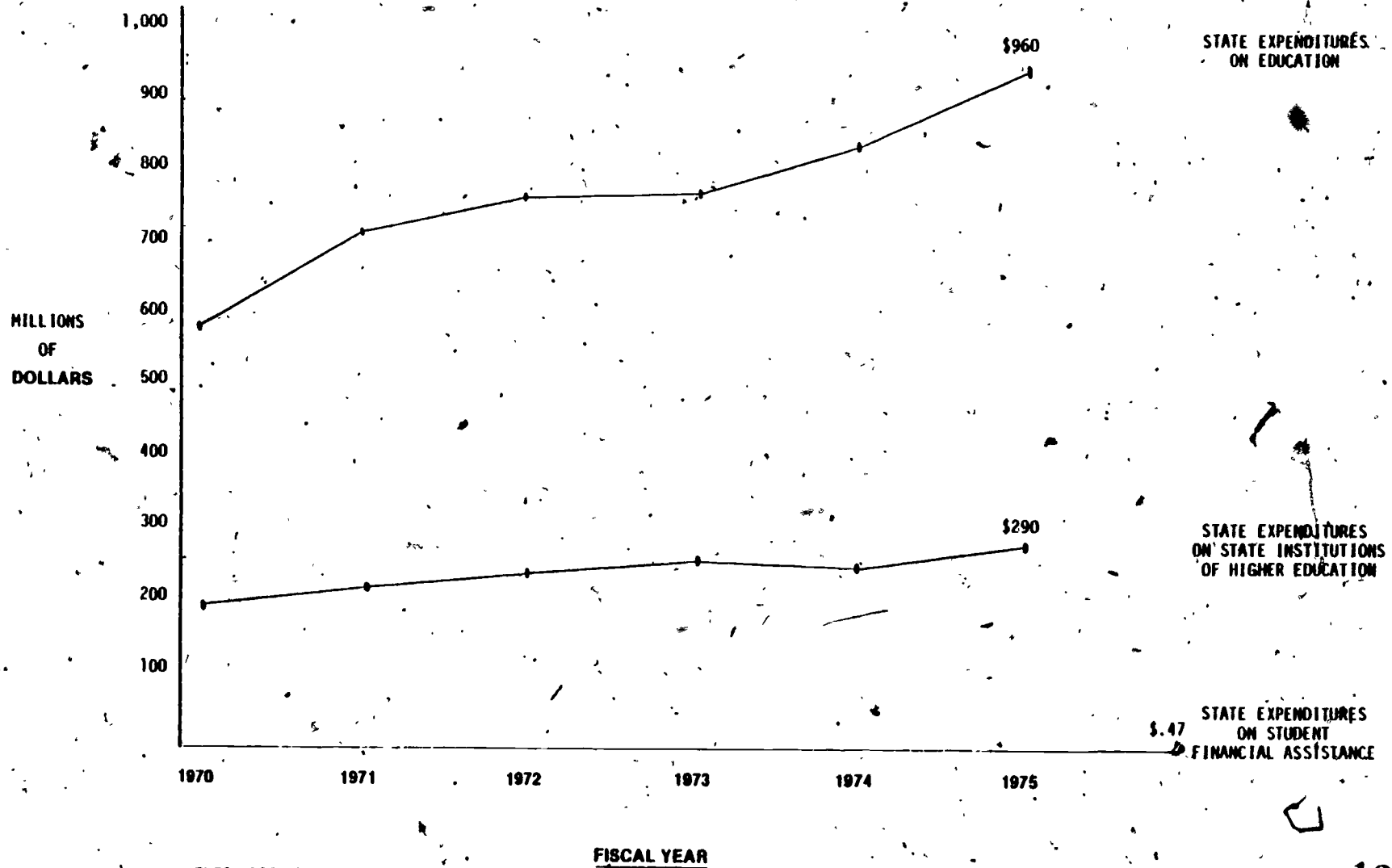


**RESIDENT STUDENTS ATTENDING IN-STATE
AND OUT-OF-STATE INSTITUTIONS**



STATE EXPENDITURE ON POSTSECONDARY EDUCATION STUDENT ASSISTANCE

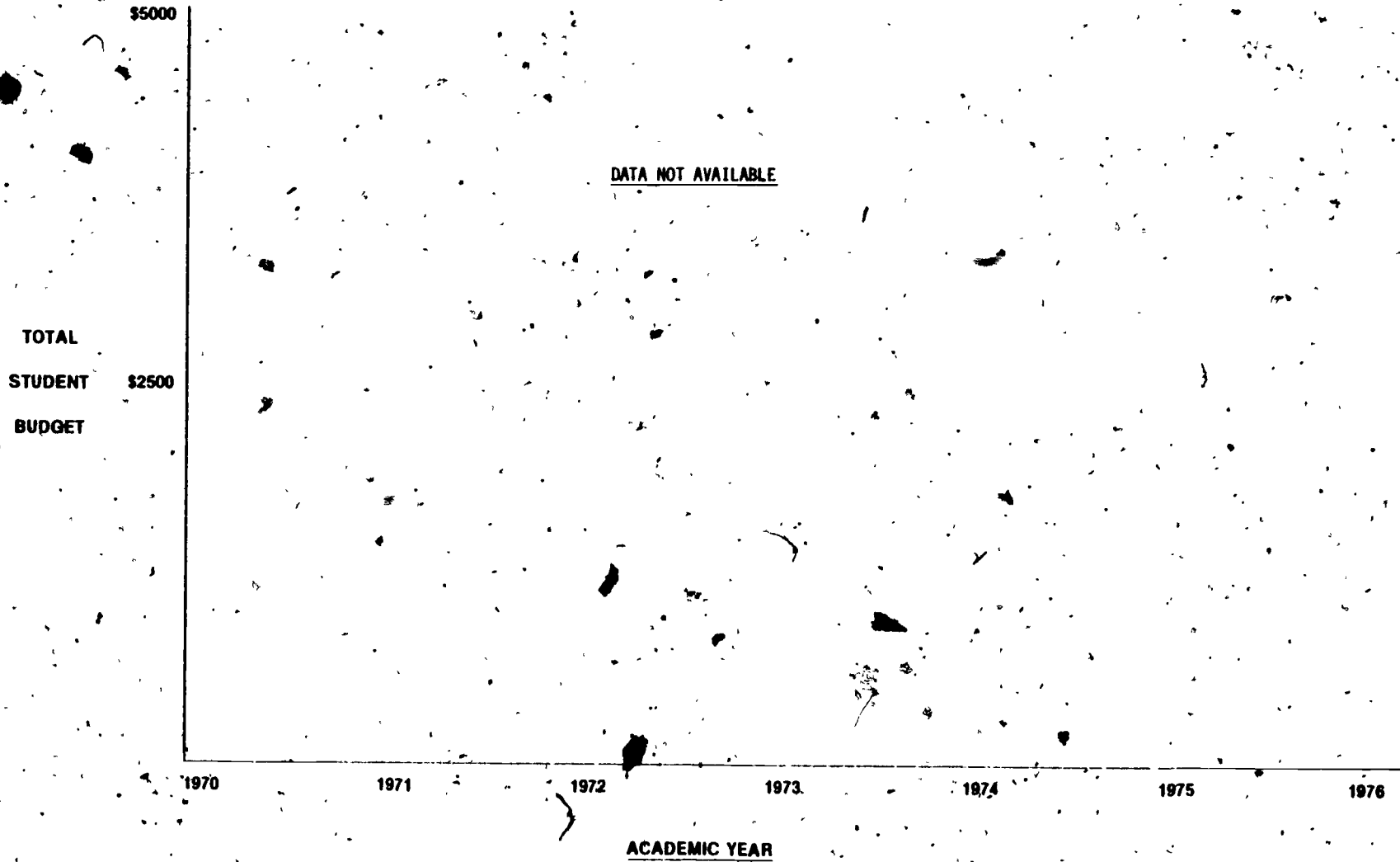
LOUISIANA 11



THESE DATE PERTAIN TO:
 ● STATE STUDENT INCENTIVE GRANT PROGRAM
 ● STATE HIGH-SCHOOL RALLY SCHOLARSHIPS

**GROSS COSTS TO STUDENTS ATTENDING SCHOOL
BY POSTSECONDARY EDUCATION SECTORS**

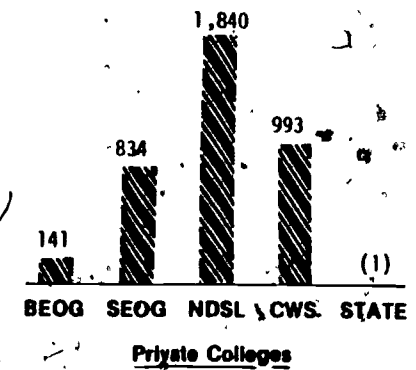
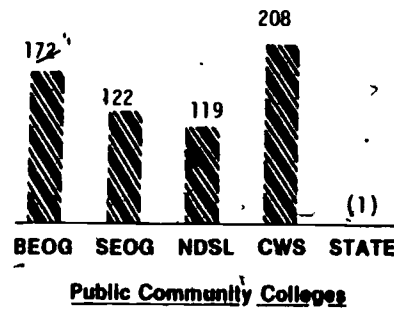
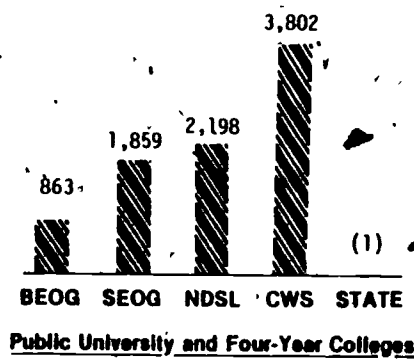
LOUISIANA 12



LEVELS OF FEDERAL AND STATE PROGRAM FUNDING BY INSTITUTIONAL SECTOR

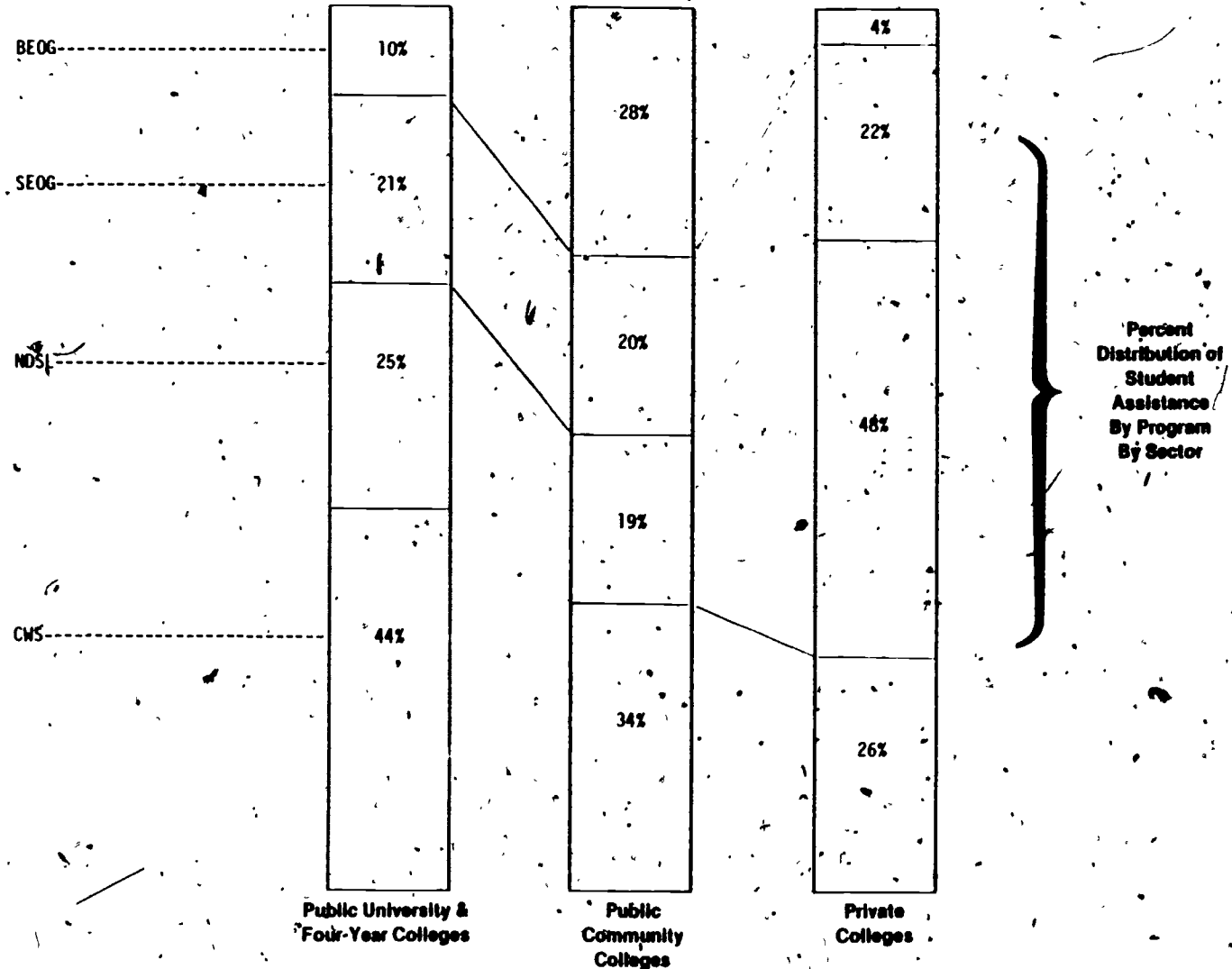
LOUISIANA 13

(Figures in thousands)



(1) The data pertaining to state dollars awarded by institutional sector are unavailable.

RELATIVE IMPORTANCE OF FEDERAL AND STATE PROGRAM FUNDING BY SECTOR



The data pertaining to state dollars awarded by institutional sector are unavailable.

**DESCRIPTIONS OF PROGRAM OFFICES AND AGENCIES AND
CORRESPONDING PROGRAM RESPONSIBILITIES**

MAINE A1

State Department of Education - Division of Higher Education Services

1. State Tuition Equalization Fund
2. Financial Aid for Vocational-Technical Institutions

State Board of Education

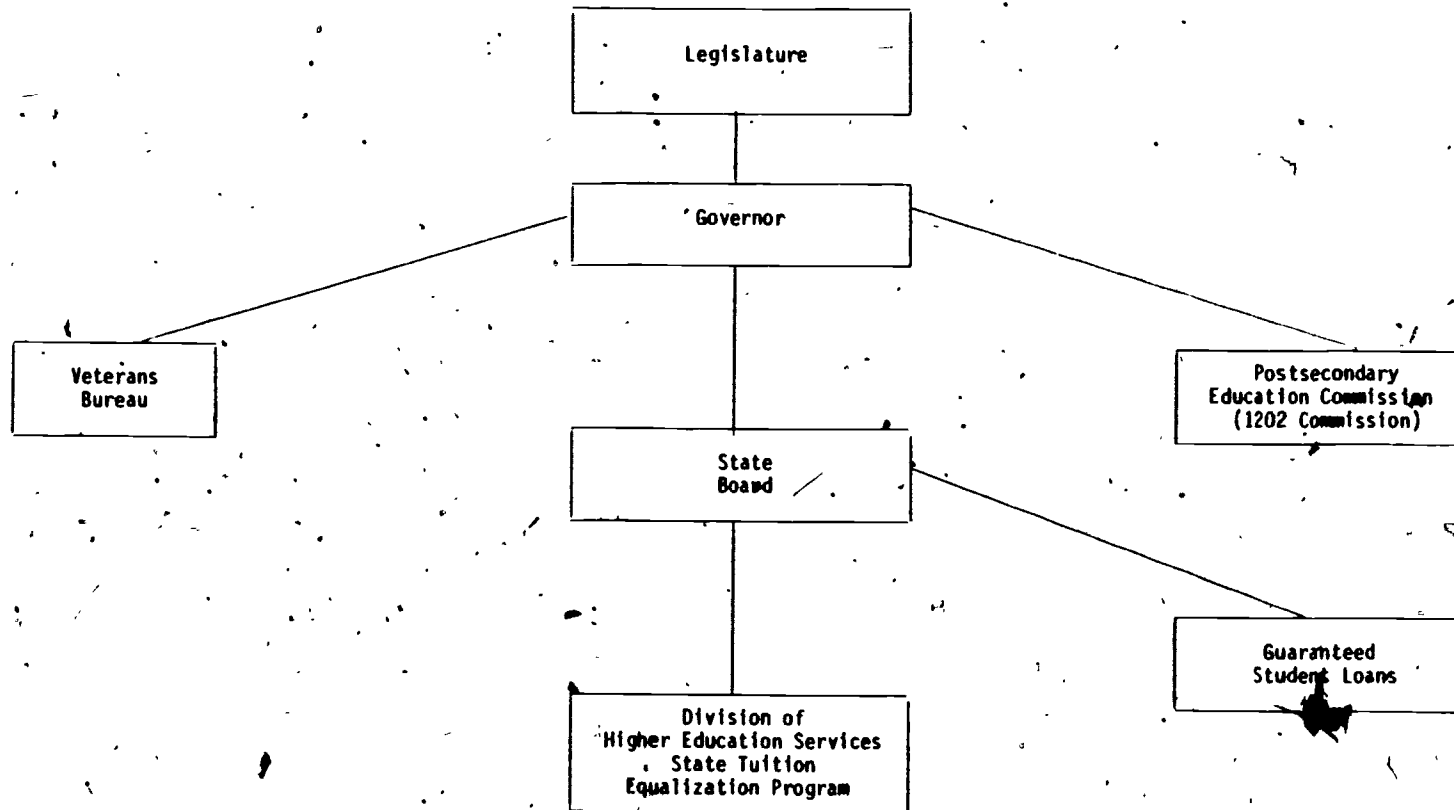
1. Guaranteed Student Loan Program

Bureau of Veterans Services

1. Veteran's Dependents Educational Benefits

RELATIONSHIPS OF STATE AGENCIES

MAINE A2



The State Tuition Equalization Program and Guaranteed Student Loan Program are in the Department of Education, but different bureaus. War Orphans Program is in the Veteran's Bureau.

STATE AGENCY ORGANIZATION

MAINE B1

STATE
DEPARTMENT OF
EDUCATIONAL AND
CULTURAL SERVICES
(Two Staff Members)

**MANAGEMENT RELATIONSHIPS BETWEEN THE STATE AGENCY
AND OTHER STATE AGENCIES/INSTITUTIONS**

MAINE B2

<u>WHO ACCOMPLISHES THE FOLLOWING?</u>	<u>STATE PROGRAM OFFICE</u>	<u>INSTITUTIONAL FINANCIAL AID OFFICER</u>	<u>OTHER OFFICES OR AGENCIES</u>
Processing of Applications			
• Verification of Student Application Information		X	
• Identification of Eligible Recipients		X	
• Determination of Award Size		X	
• Assignment of Priority to Awards		X	
• Formally Approves Award	X		
Makes Payment to Student (or Credits Student Account)		X	
Makes Post-Award Adjustments	X		
Initiates the Prosecution of Possible Fraudulent Student applications	X		
Publicizes Award Availability	X		

STATE PROGRAM OFFICE DEFINITIONS FOR SELECTED TERMS

MAINE B3.

DEFINITIONS USED BY STATE PROGRAM OFFICES

STATE DEFINITION SPECIFIED BY

STATE DEFINITION COMMONLY USED BY ALL INSTITUTIONS

STATE DEFINITION CONSISTENT ACROSS ALL STATE PROGRAMS

PUBLIC

PRIVATE

Half-Time Student - A half-time student is one enrolled for six credit hours a semester.

Interpretation

State Resident - A student (or whose parents) have lived and worked in Maine for a year. Payment of taxes or licenses is a good sign.

Interpretation

Independent Student - A student who files income tax, claiming himself and who is not claimed by another.

Interpretation

Non-Profit Institution - An institution which qualifies as non-profit under IRS.

Interpretation

Satisfactory Academic Progress - Anything above probation.

Interpretation

United States Citizenship - A student who can prove U.S. citizenship, either with birth certificate or court paper.

Interpretation

INFORMATION FLOW BETWEEN THE STATE PROGRAM OFFICE AND VARIOUS FEDERAL OFFICES

MAINE B4

TYPE OF INFORMATION PROVIDED BY STATE STUDENT-AID AGENCY	TYPE OF INFORMATION RECEIVED BY STATE STUDENT-AID AGENCY	PERCEPTION OF ADEQUACY OF INFORMATION FLOW
---	---	---

FEDERAL OFFICES

SSIG Office	Summaries	Summaries Regulations	Adequate
BEOG Office	---	Summaries Recipients	Inadequate
Regional OE Student-Assistance Office (Campus-Based Programs)	---	---	Inadequate
Washington OE Office (Campus-Based Programs)	---	---	---
FISL/GSL Office	Summaries Litigation	Regulations Summaries Litigation	Adequate

STATE/INSTITUTIONAL OFFICES

Public Institutions	---	---	Inadequate
Private Institutions	Regulations Summaries	Summaries	Adequate
Governor/Budget Office	Summaries	Regulations	Adequate
State Legislature (Including Committee Staffs)	Summaries	Regulations	Adequate

MANAGEMENT STAFFING OF STATE PROGRAM OFFICES

MAINE B5

<u>MANAGEMENT FUNCTION</u>	<u>PERCENTAGE OF STAFF EFFORT</u>	<u>STAFF ASSISTANCE FROM OTHER AGENCIES</u> <u>COMMENTS</u>
APPLICATIONS PROCESSING (Includes verification of student information, need analysis, award determination, etc.)	0 ¹	
RESPONDING TO REQUESTS FOR INFORMATION (Includes federal requests for information, parent/student inquiries, testimony in hearings, etc.)	10	
PROGRAM REVIEW (Includes on-site visits to institutions, formal/informal audits, etc.)	20	
PUBLIC RELATIONS AND INFORMATION DISSEMINATION (Includes parent/student workshops, work on promotional literature, etc.)	10	
GENERAL ADMINISTRATION (Includes executive personnel, staff training and development, regulations and guidelines, preparation of summary statistics, etc.)	60	
OTHER MANAGEMENT ACTIVITIES (Includes any special staff activities which do not clearly fall in one of the above categories)	0	

Decentralized programs.

**STATE AGENCY CALENDAR OF EVENTS FOR NEED-BASED
PROGRAMS FOR 1976-77 SCHOOL YEAR**

MAINE

B6

MONTH/YEAR

EVENTS

INCOMPLETE INFORMATION PROVIDED

**PROGRAM AND FISCAL CONTROLS OF PROGRAMS
OPERATED BY STATE AGENCY**

MAINE 87

<u>PROGRAM CONTROLS</u>	<u>CONTROL USED SAMPLE OR TOTAL POPULATION STUDIED</u>	<u>AGENCY/OFFICE UNDERTAKING CONTROLS</u>	<u>SPECIAL ACTIONS COMMENTS</u>
A. <u>Control on Student Application Data Accuracy</u>			
1 Match Against Tax Forms?	Yes	Institution	
2 Match Against BEOG Applications?	Yes, All	Institution	
3 Match Against Institutional Student Records?	Yes, All	Institution	
4 Warnings of Prosecution?	Yes	Institution	
5 Prosecution?	Yes	Institution	
B. <u>Control on Attendance and/or Progress</u>			
1 Check on Enrollment/Initial Attendance?	Yes, All	Institution	
2 Check on Mid-Term Attendance?	Yes, All	Institution	
3 Check on Course Completion?	Yes, All	Institution	
4 Check on Academic Progress Before Award?			
5. Partial Awards?			
C. <u>Controls on Award Size</u>			
1. Check to Make Sure Other Awards Actually Made?	Yes, All	State	
2 Match Against BEOG, Campus-Based Award Files?	Yes, All	State	
3 Re-Check to Ensure Award Adjustments Actually Made?			
4 Second Review of Aid Packages?	Yes, All	State	
D. <u>Controls on Institutional Student-Aid Operations</u>			
1. Independent Program Audits?	Yes, All	State	
2 Aid Officer Bonding?			
3 Aid Officer Certification?			
4. Double Signatures on All Fund Transfers?	Yes, All	State	
E. <u>Controls on Central Administrative Staff Operations</u>			
1 Independent Program Audits?	Yes, All	State	
2. Bonding of Staff Members?			
3 Double Signatures on All Fund Transactions?			

**PROGRAM INFORMATION DISSEMINATION PROCEDURES
USED FOR STATE NEED BASED PROGRAMS**

MAINE C1

<u>INFORMATION PROVIDED THROUGH</u>	<u>TYPE OF INFORMATION PROVIDED</u>					
	<u>APPLICATION FORMS</u>	<u>ELIGIBILITY CONDITIONS</u>	<u>FILING/CLOSING DATES FOR STATE PROGRAMS</u>	<u>INFORMATION ON THE COST OF ATTENDANCE AT VARIOUS TYPES OF INSTITUTIONS</u>	<u>INFORMATION ABOUT APPLYING FOR AID FROM OTHER SOURCES</u>	<u>INFORMATION ON PENALTIES FOR PROVIDING FRAUDULENT DATA</u>
1. High School Counselors	X	X	X	X	X	X
2. College Financial-Aid Officers	X	X	X	X	X	X
3. Direct Mailings to Graduating High School Students or Parents						
4. High School Meetings or Workshops				X	X	X
5. College Admissions Office	X	X	X	X	X	
6. Newspaper Ads						
7. Radio, Television Ads						
8. Social Service Agencies						
9. Other (Please Specify)						

DESCRIPTIONS OF STATE-SPONSORED STUDENT ASSISTANCE PROGRAMS

MAINE

DI

Maine State Tuition Equalization Fund - A grant program to assist needy resident students to attend in-state private universities and four-year institutions and proprietary schools through a tuition equalization plan.

Financial Aid for Vocational-Technical Institutions - A grant program to assist needy resident students to attend in-state public vocational-technical institutions.

Maine Guaranteed Student Loan Program - A loan program to assist needy resident students in attending in-state or out-of-state schools.

Maine Veterans Dependents Educational Benefits - A tuition-remission grant program to aid resident student orphans of Veterans, POWs and MIAs in attending in-state schools.

Maine Vietnam Era Veteran's Educational Benefits - (Now combined with STEP)

Indian Education Program

BASIC STATE PROGRAM INFORMATION

MAINE D2

<u>Programs</u>	<u>Year</u>	<u>Number of Awards</u>	<u>Average Full-Time Award Size</u>	<u>Total Dollars Awarded</u>	<u>Eligible Population</u>	
<u>Need-Based</u>						
<u>Grants</u>						
Maine State Tuition Equalization Fund	1972-73	166	\$900	\$150,000	Resident Undergraduates	
	1975-76	827	\$591	\$488,838		
Financial Aid for Vocational-Technical Institutions	1975-76	122	\$160	\$ 20,000	Resident Freshmen and Sophomores	
Maine Vietnam Era Veteran's Educational Benefits	Information not given-----					
<u>Loans</u>						
Maine Guaranteed Student Loan Program	Information not given-----					Resident Undergraduates
<u>Non Need-Based</u>						
Maine Veterans Dependents Educational Benefits	Information not given-----					Resident Dependents of Veterans/POW/MIA
Indian Education Program	Information not given-----					

STUDENT ELIGIBILITY CRITERIA FOR STATE PROGRAMS

MAINE E1

<u>Programs</u>	<u>Acceptable Residency Status</u>	<u>Acceptable Acad. Status</u>	<u>Acceptable Student Levels</u>	<u>Special Priority to Cont'g. Awards</u>	<u>Income Limits</u>	<u>Need Limits</u>
Need-Based						
Grants						
Maine State Tuition Equalization Fund	Residents attending In-State	Full-Time	All Under-graduates	Yes	\$13,000	Not Applicable
Financial Aid for Vocational-Technical Institutions	Residents attending In-State	Full-Time	Freshmen Sophomores	Yes	\$13,000	Not Applicable
Maine Vietnam-Era Veteran's Educational Benefits	Information not given-----					
Loans						
Maine Guaranteed Student Loan Program	Residents attending In/Out of State	Not Given	Under-graduates	No	Not Given	Not Applicable
Non Need-Based						
Maine Veteran's Dependents Educational Benefits	Residents attending In-State	Full-Time	All Under-graduates	Yes	Not Applicable	Not Applicable
Indian Education Program	Information not given-----					

INSTITUTIONAL ELIGIBILITY CRITERIA FOR STATE STUDENT-ASSISTANCE PROGRAMS

MAINE E2

<u>Programs</u>	<u>University and 4-Year Colleges</u>	<u>Community/ Junior Colleges</u>	<u>Voc./Tech. Schools</u>	<u>Proprietary</u>	<u>Special Types of Institutions</u>
<u>Need-Based</u>					
<u>Grants</u>					
Maine State Tuition Equalization Fund	Private	No	No	Yes	No
Financial Aid for Vocational-Technical Institutions	No	No	Public	No	No
Maine Vietnam Era Veteran's Educational Benefits	Information not given-----				
<u>Loans</u>					
Maine Guaranteed Student Loan Program	Public Private	Public Private	Public	Yes	Yes
<u>Non Need-Based</u>					
Maine Veteran's Dependents Educational Benefits	} INFORMATION NOT GIVEN				
Indian Education Program					

NEED DETERMINATION CRITERIA FOR STATE PROGRAMS

MAINE E3

<u>Programs</u>	<u>Program Definition of Need</u>	<u>Is BEOG Application Required?</u>	<u>Expected Family Contribution (EFC) Method</u>	<u>Student Budget Includes What Items?</u>
<u>Need-Based</u>				
<u>Grants</u>				
Maine State Tuition Equalization Fund	Need = Budget - EFC	Yes	Consensus	General Student Costs
Financial Aid for Vocational-Technical Institutions	Need = Budget - EFC	Yes	Consensus	General Student Costs
Maine Vietnam Era Veteran's Educational Benefits	Information not given-----			
<u>Loans</u>				
Maine Guaranteed Student Loan Program	Need = Budget - EFC	No		General Student Costs

AWARD SIZE DETERMINATION CRITERIA FOR STATE PROGRAMS

MAINE E4

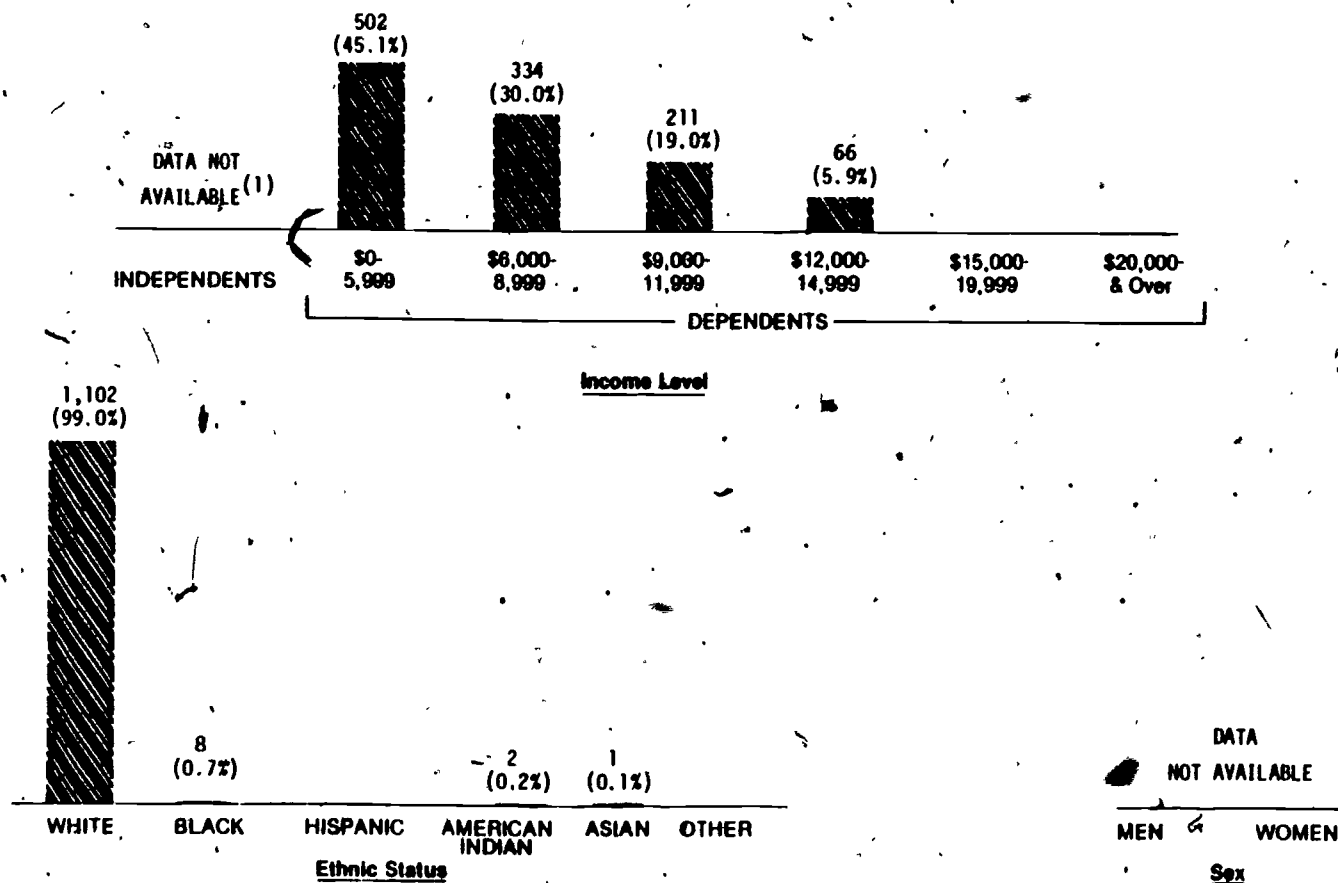
<u>Programs</u>	<u>Maximum Award Size?</u>	<u>What Award Size Determination Method is Used?</u>	<u>How is Award Priority Determined?</u>	<u>Who Ultimately Determines Award Amount?</u>
<u>Need-Based</u>				
<u>Grants</u>				
Maine State Tuition Equalization Fund	\$900	By Financial Aid Officer	By Financial Aid Officer	Institution
Financial Aid for Vocational-Technical Institutions	\$200	By Financial Aid Officer	By Financial Aid Officer	Institution
Maine Vietnam Era Veterans' Educational Benefits	Information not given-----			
<u>Loans</u>				
Maine Guaranteed Student Loan Program	Information not given-----			
<u>Non Need-Based</u>				
Maine Veterans Dependents Educational Benefits	INFORMATION NOT GIVEN			
Indian Education Program				

NUMBER OF NEED-BASED GRANT PROGRAM APPLICANTS

MAINE F1

THESE FIGURES FOR THE 1975-76
SCHOOL YEAR PERTAIN TO:

• MAINE STATE TUITION EQUALIZATION
GRANT



(1) The distribution of awards by student income categories includes awards made to both dependent and independent students. The data available did not distinguish between dependent and independent students.

NUMBER OF NEED-BASED GRANT PROGRAM RECIPIENTS AND AVERAGE AWARD SIZE

F2

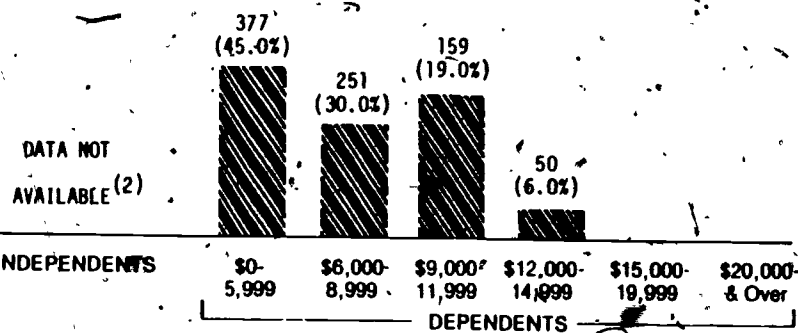
MAINE

THESE FIGURES FOR THE 1975-76 SCHOOL YEAR PERTAIN TO:

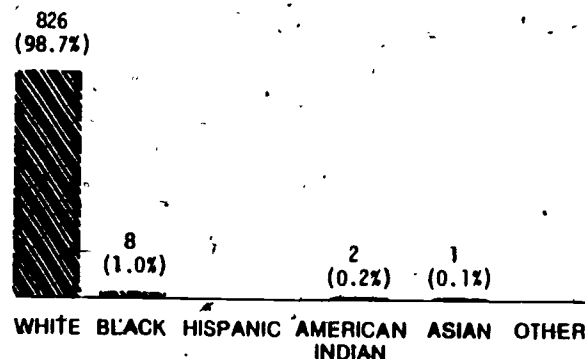
• MAINE STATE TUITION EQUALIZATION GRANT PROGRAM

NUMBER OF RECIPIENTS (1)


Income Level



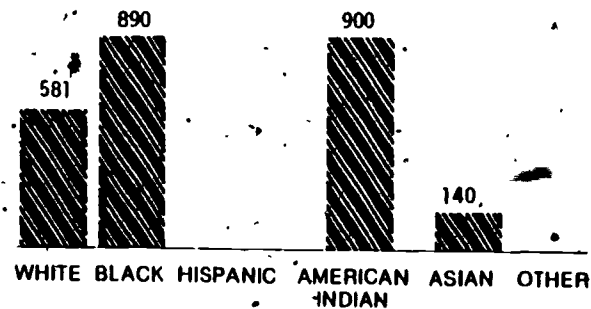
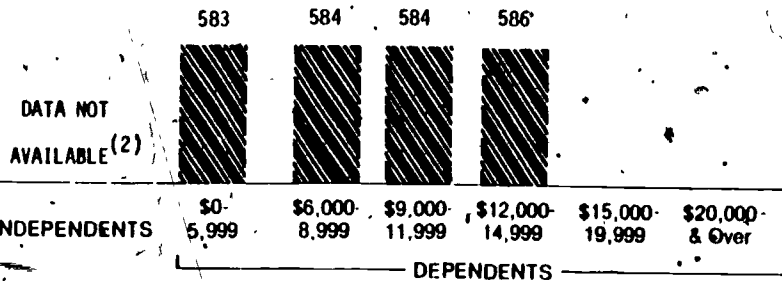
Ethnic Status



Sex



AVERAGE AWARD SIZE



DATA NOT AVAILABLE
MEN WOMEN

(1) There is a slight discrepancy in the total number of recipients in the three categories.

(2) The distribution of awards by student income categories includes awards made to both dependent and independent students. The data available did not distinguish between dependent and independent students.

SOURCES AND DISTRIBUTION OF NEED-BASED GRANT PROGRAM FUNDS


MAINE GT

THESE FIGURES FOR THE 1975-76 SCHOOL YEAR PERTAIN TO:
 • MAINE STATE TUITION EQUALIZATION FUND


STATE APPROPRIATIONS
\$432,000 84.9%

PRIVATE GIFTS

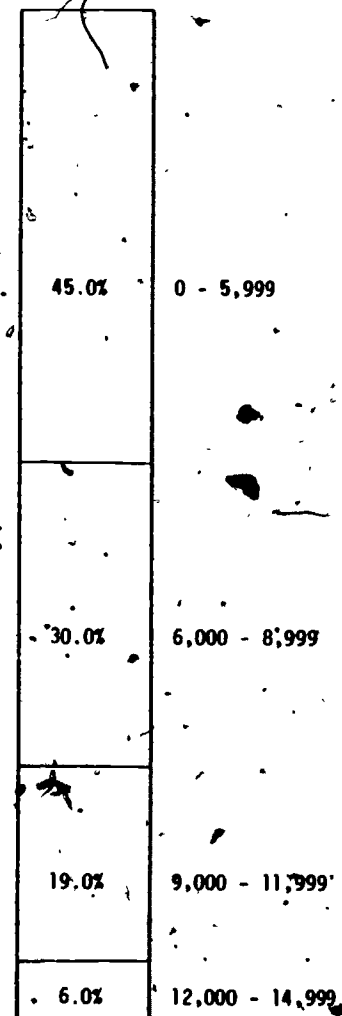
\$76,965 15.1%
FEDERAL SSI G PROGRAM



INSTITUTIONAL SECTORS



STUDENT INCOME CATEGORIES

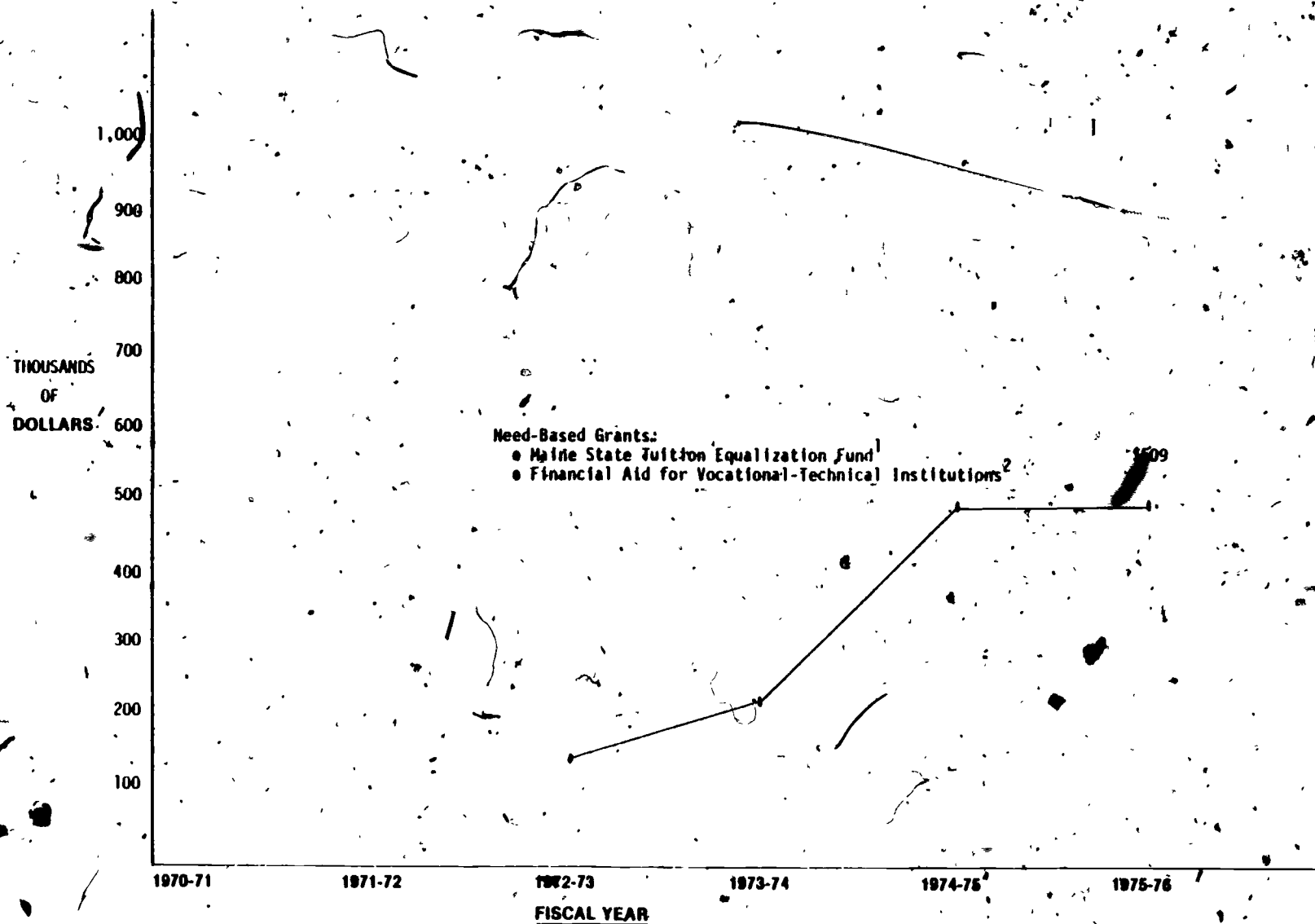


The distribution of awards by student income categories includes awards made to both dependent and independent students. The data available did not distinguish between dependent and independent students.

The data for the student income categories were taken from the Financial Status and Performance Report for the Reporting Period July 1, 1975, to September 30, 1976, and reflect only the distribution of the federal portion of the total dollars.

HISTORIC STATE EXPENDITURES ON STUDENT-ASSISTANCE PROGRAMS

MAINE G2

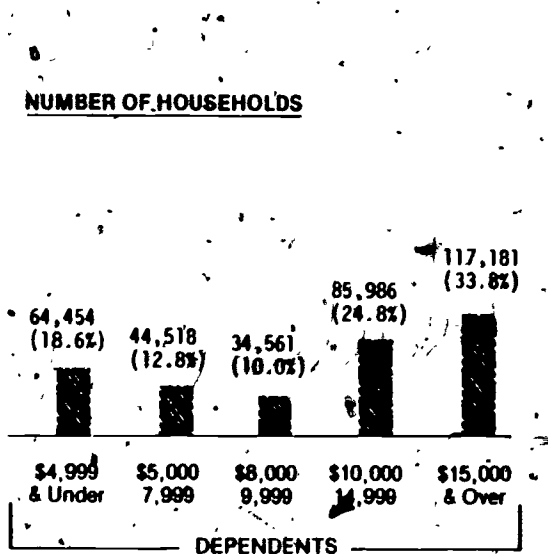


¹ 1972-73 first year of program.
² 1975-76 first year of program.

STATE POPULATION PROFILE

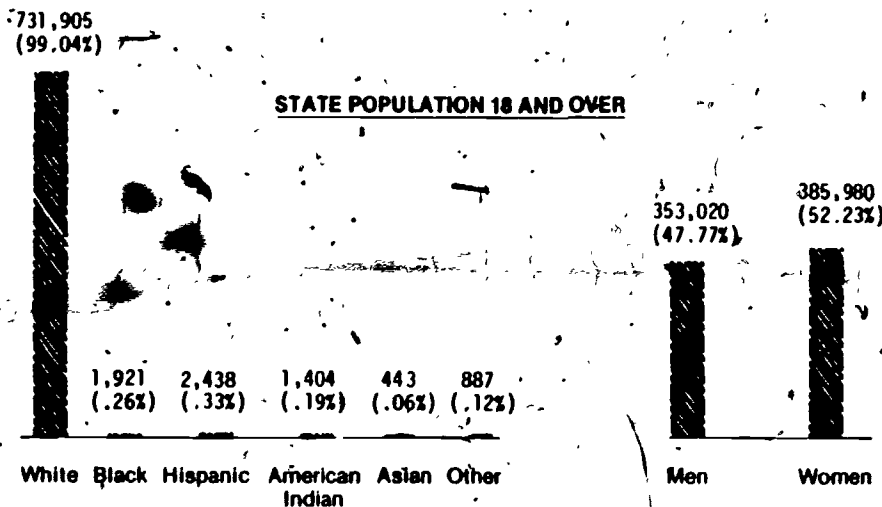
MAINE H1

NUMBER OF HOUSEHOLDS



Effective Buying Income

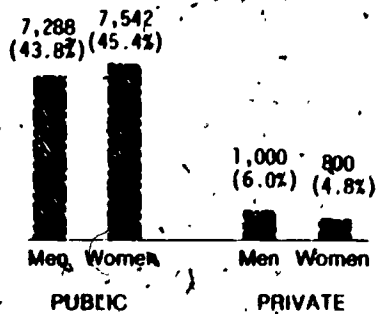
STATE POPULATION 18 AND OVER



Ethnic Status

Sex

STATE HIGH SCHOOL GRADUATES



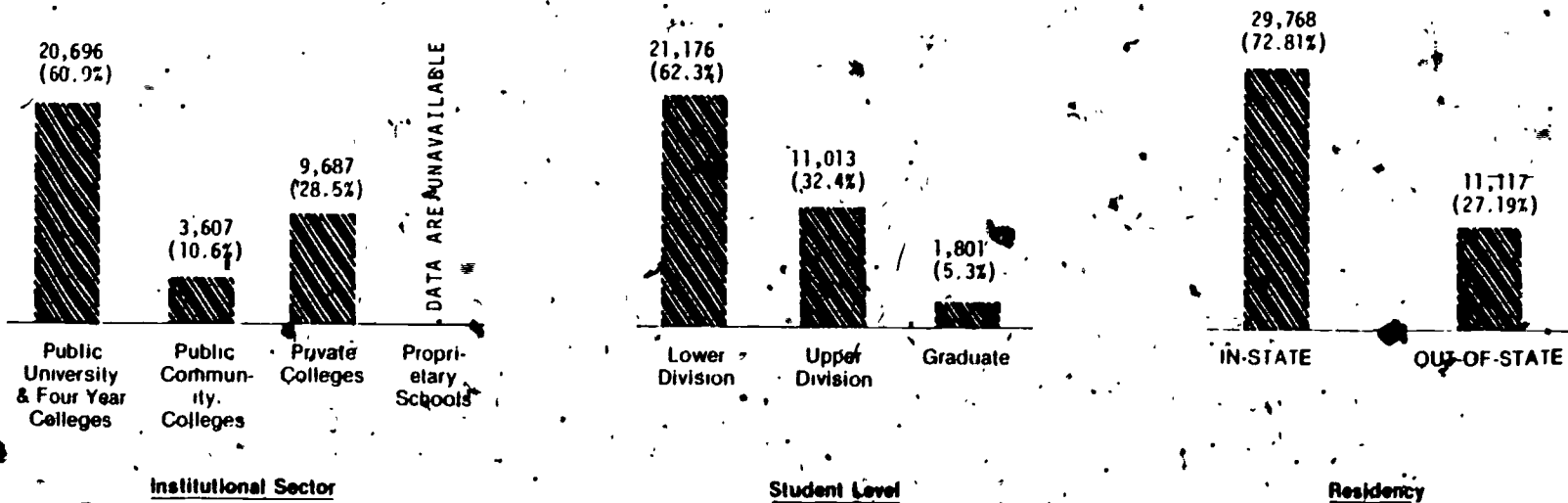

Sex

(c) Sales and Marketing Management 1977 Survey of Buying Power Data Service

STATE POSTSECONDARY EDUCATION STUDENT ENROLLMENTS

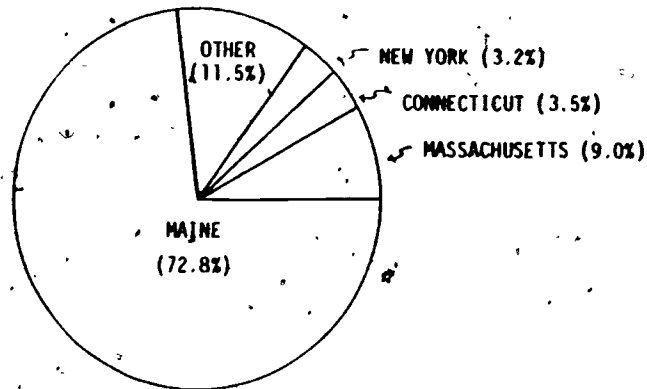
MAINE H2

(Figures in Thousands)

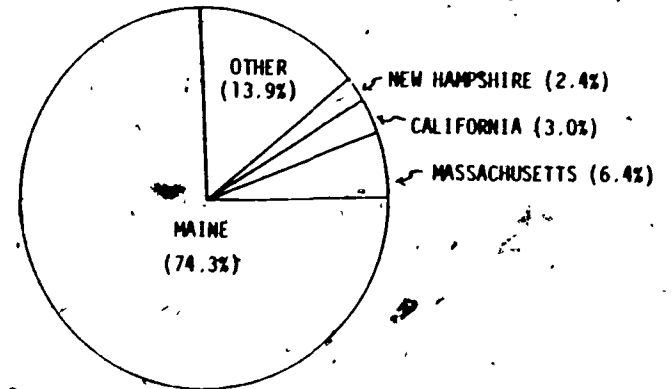


INTERSTATE MIGRATION OF STUDENTS

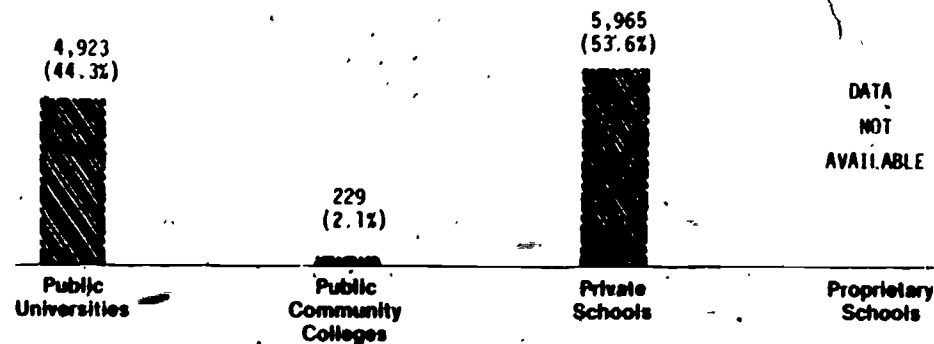
MAINE H3



**RESIDENT AND NON-RESIDENT STUDENTS
ATTENDING IN-STATE INSTITUTIONS**



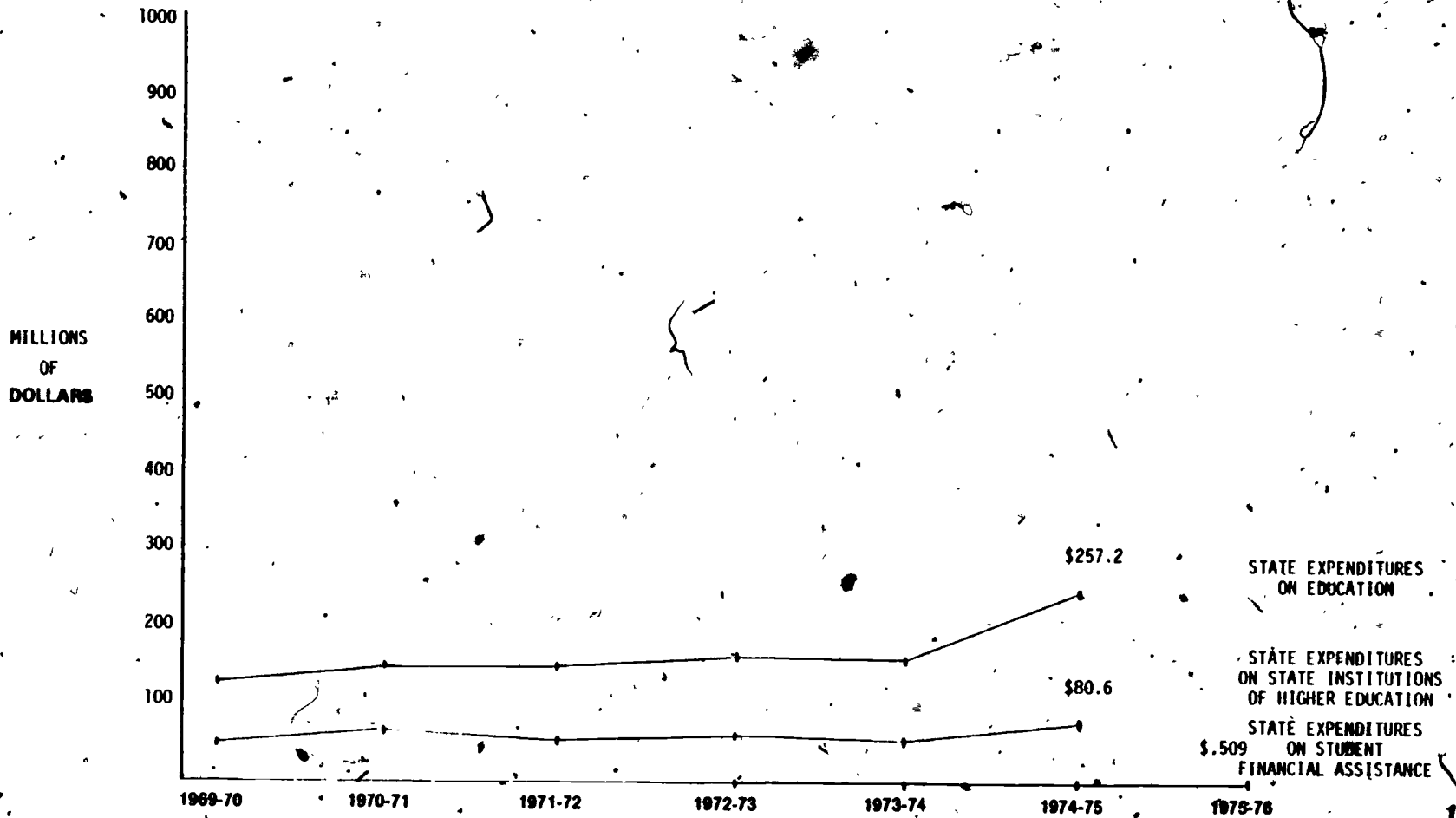
**RESIDENT STUDENTS ATTENDING IN-STATE
AND OUT-OF-STATE INSTITUTIONS**



INSTITUTIONAL SECTOR
(Out-of-State Students in School in-State)

STATE EXPENDITURE ON POSTSECONDARY EDUCATION STUDENT ASSISTANCE

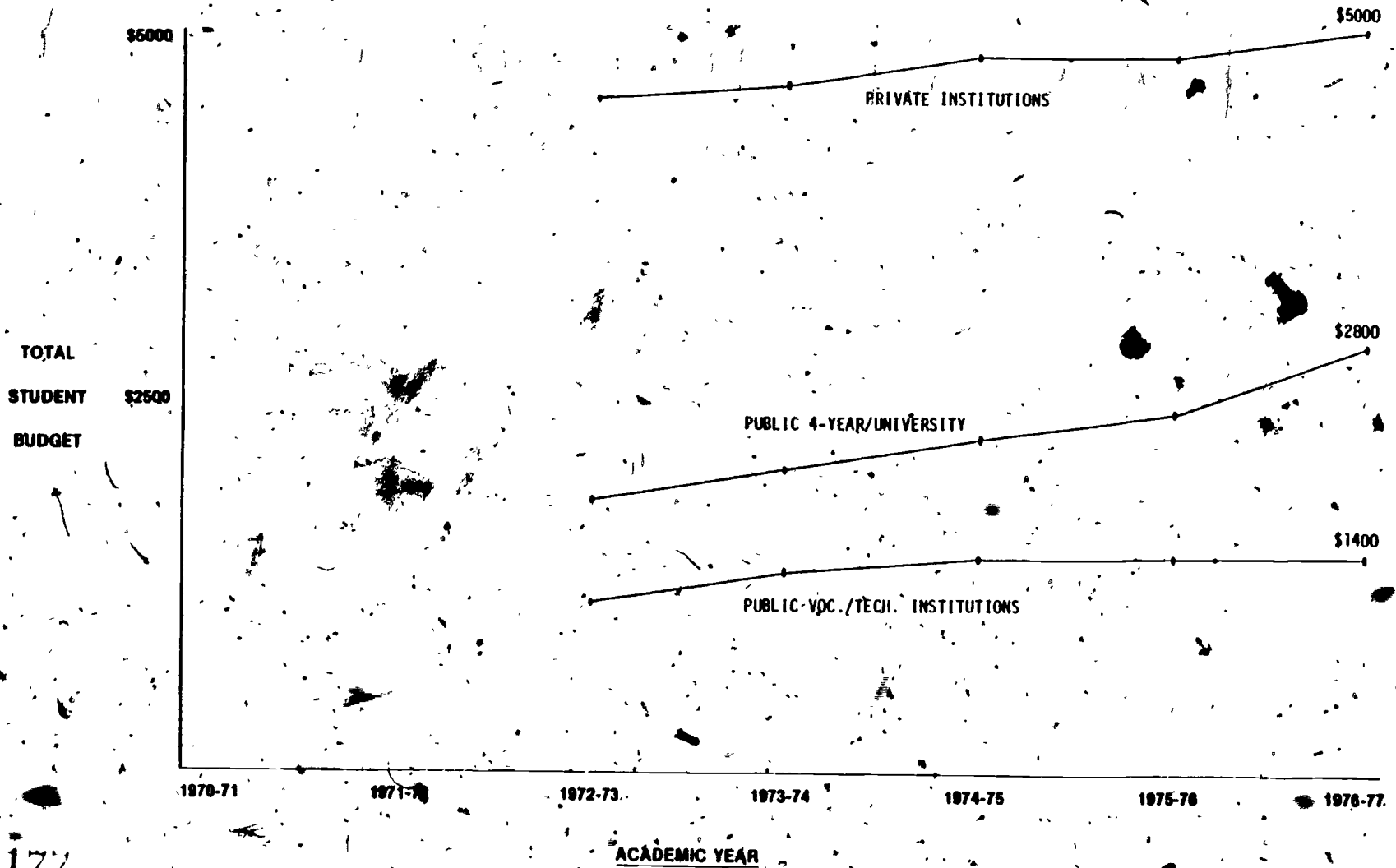
MAINE 11



THESE DATA PERTAIN TO:
 ● MAINE STATE TUITION EQUALIZATION FUND
 ● FINANCIAL AID FOR VOCATIONAL-TECHNICAL INSTITUTIONS

**GROSS COSTS TO STUDENTS ATTENDING SCHOOL
BY POSTSECONDARY EDUCATION SECTORS**

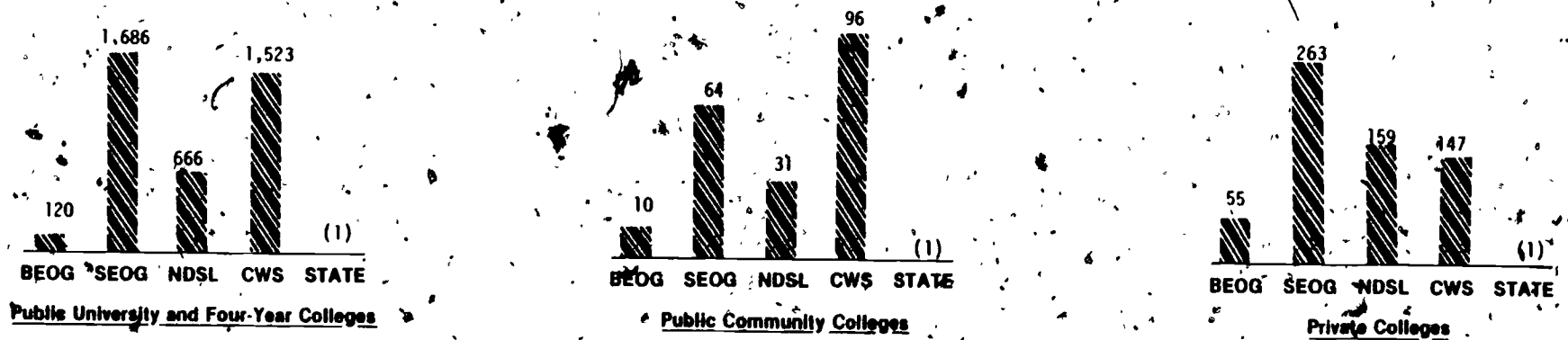
MAINE 12



LEVELS OF FEDERAL AND STATE PROGRAM FUNDING BY INSTITUTIONAL SECTOR

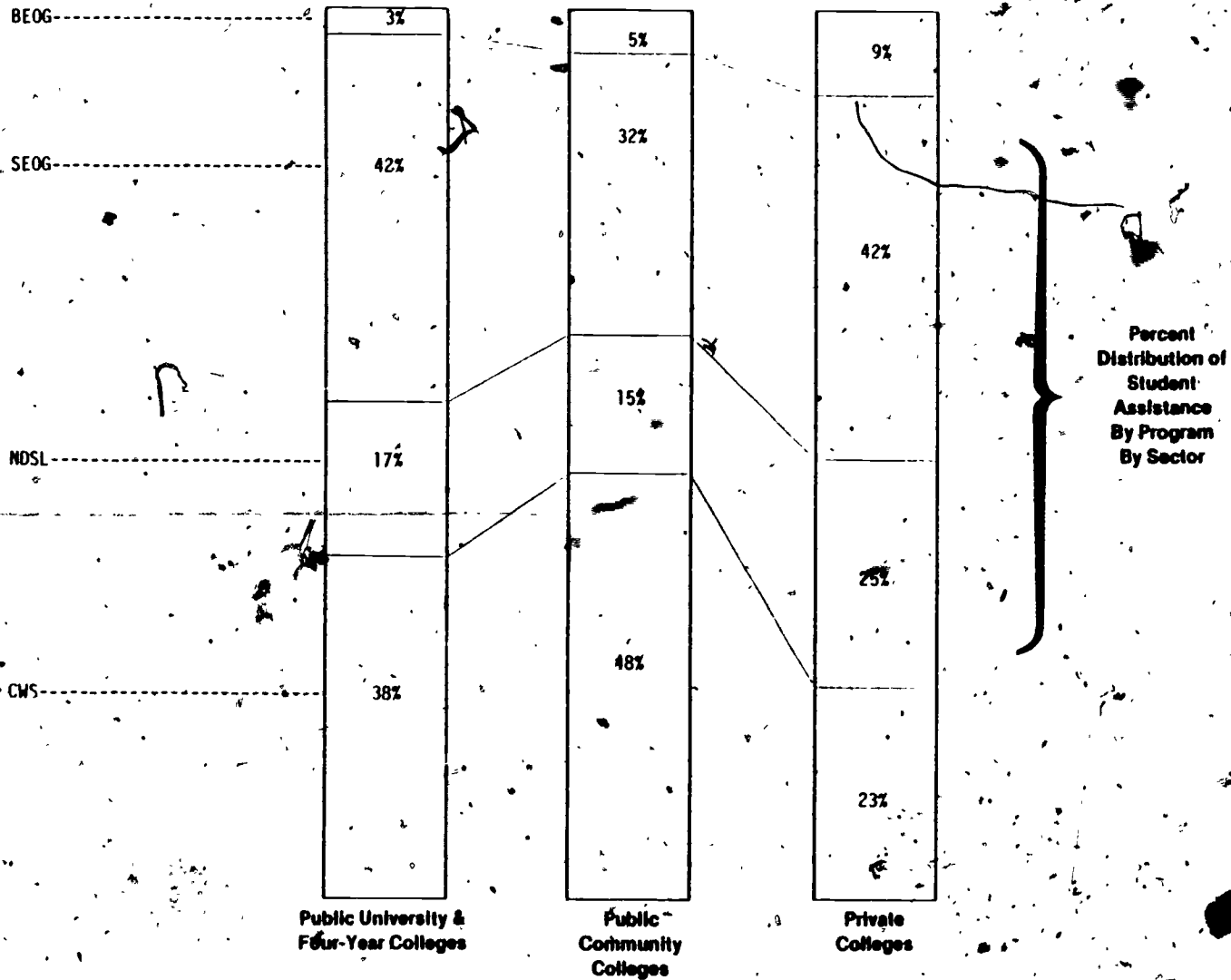
MAINE 13

(Figures in thousands)



(1) The data pertaining to state dollars awarded by institutional sector are unavailable.

RELATIVE IMPORTANCE OF FEDERAL AND STATE PROGRAM FUNDING BY SECTOR



The data pertaining to state dollars awarded by institutional sector are unavailable.

DESCRIPTIONS OF PROGRAM OFFICES AND AGENCIES AND CORRESPONDING PROGRAM RESPONSIBILITIES

MARYLAND A1

The State Scholarship Board consists of nine members and is directly under the governor in line of responsibility.

1. General State Scholarship
2. Senatorial Scholarship
3. Professional School Scholarship
4. Scholarships for Teachers of the Deaf
5. Medical Scholarship Program
6. Benefit Program for Children of Deceased Firemen, Law Enforcement Officers
7. House of Delegates Scholarship
8. State Aid for Education of War Orphans and POW Children
9. MIA/POW Grants
10. Firemen Reimbursement Program
11. Scholarships for Residency/Family Practice
12. Higher Education Loan Plan

RELATIONSHIPS OF STATE AGENCIES

MARYLAND A2

State Scholarship Board - In charge of all state grant programs and at times, loan programs.

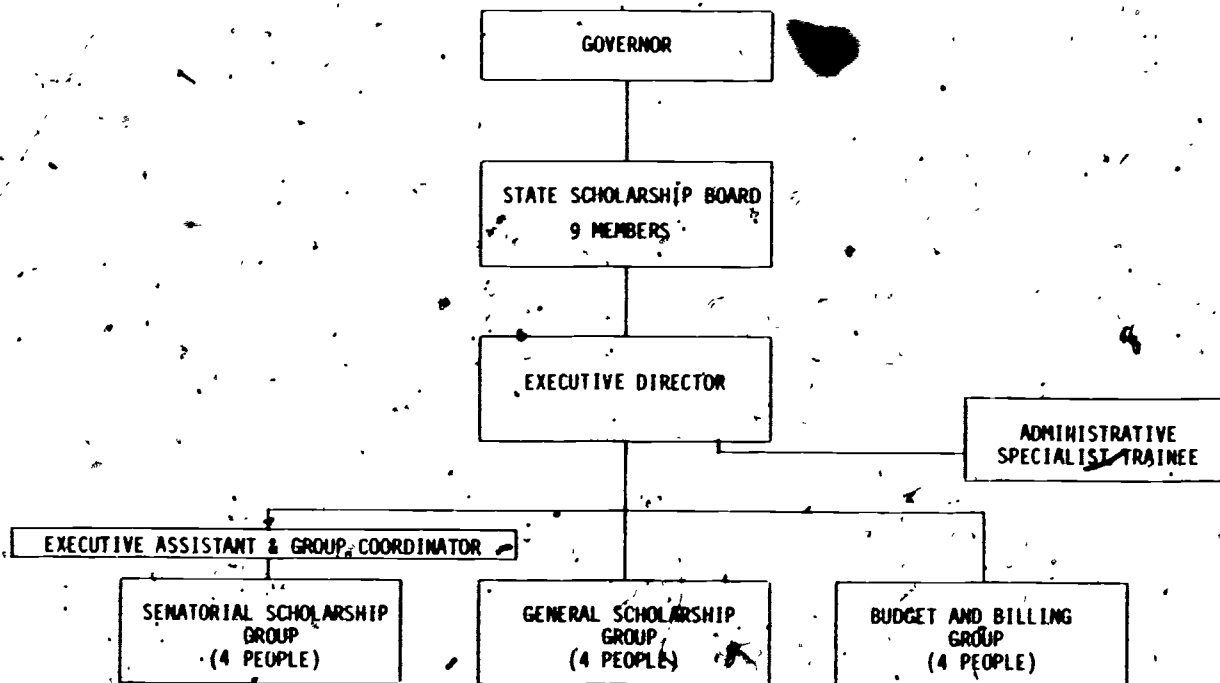
Maryland Higher Education Loan Corporation - works with Federal Guaranteed Bank loans but the corporation does not issue loans.

186

185

STATE AGENCY ORGANIZATION

MARYLAND B1



*At least 4 college work/study students are also used.

MANAGEMENT RELATIONSHIPS BETWEEN THE STATE AGENCY AND OTHER STATE AGENCIES/INSTITUTIONS

MARYLAND B2

<u>WHO ACCOMPLISHES THE FOLLOWING?</u>	<u>STATE PROGRAM OFFICE</u>	<u>INSTITUTIONAL FINANCIAL AID OFFICER</u>	<u>OTHER OFFICES OR AGENCIES</u>
Processing of Applications			
• Verification of Student Application Information	X ¹	X ¹	
• Identification of Eligible Recipients	X ¹	X ¹	
• Determination of Award Size	X		
• Assignment of Priority to Awards	X		
• Formally Approves Award	X		
Makes Payment to Student (or Credits Student Account)		X	
Makes Post-Award Adjustments	X		
Initiates the Prosecution of Possible Fraudulent Student applications	X		
Publicizes Award Availability	X	X ¹	

State Scholarship Board has the major task.

STATE PROGRAM OFFICE DEFINITIONS FOR SELECTED TERMS

MARYLAND 83

DEFINITIONS USED BY STATE PROGRAM OFFICES

STATE DEFINITION SPECIFIED BY

STATE DEFINITION COMMONLY USED BY ALL INSTITUTIONS

STATE DEFINITION CONSISTENT ACROSS ALL STATE PROGRAMS

PUBLIC

PRIVATE

Half-Time Student - 6-11 hours.

Interpretation

Yes

State Resident - One year plus; parents live in state, work in state, pay taxes in state, vote in state, etc.

Interpretation

Yes

Yes

Yes

Independent Student - If truly independent, then same checks as for parents of dependent student.

Interpretation

Yes

Yes

Yes

Non-Profit Institution - Those not seeking to pay returns on stock or shares in the educational corporation or business.

Interpretation

Satisfactory Academic Progress - Continuing in college at the same institution.

Interpretation

United States Citizenship - If they check yes on form, Maryland accepts it as truth. If they are seeking U.S. citizenship, that is OK for awards.

Interpretation

**INFORMATION FLOW BETWEEN THE STATE PROGRAM OFFICE
AND VARIOUS FEDERAL OFFICES**

MARYLAND B4

<u>FEDERAL OFFICES</u>	<u>TYPE OF INFORMATION PROVIDED BY STATE STUDENT-AID AGENCY</u>	<u>TYPE OF INFORMATION RECEIVED BY STATE STUDENT-AID AGENCY</u>	<u>PERCEPTION OF ADEQUACY OF INFORMATION FLOW</u>
SSIG Office	Attend meetings in D.C.; All required reports, applications, etc.	D.C. Report, visit Maryland regular reports, etc.	Very good
BEOG Office			
Regional OE Student Assistance Office (Campus-Based Programs)		Receive Monthly Rosters	Good
Washington OE Office (Campus-Based Programs)		Receive data on Total State Funding	Good
FISL/GSL Office			
<u>STATE/INSTITUTIONAL OFFICES</u>			
Public Institutions	Speak at conferences; distribute progress reports every 2-3 months; constant inter-change with public & private.	Provide budgets & process awards after issued by School Board; Serve on Advisory Committees etc.	Good relationship
Private Institutions			
Governor/Budget Office	Very frequent contact with budget report to assure good funding.	Provide data and advice as needed	Good relationship
State Legislature (Including Committee Staffs)	Send progress reports to all legislators and attend all hearings on Aid Bills.	Provide award data and suggest constructive change	Good relationship

MANAGEMENT STAFFING OF STATE PROGRAM OFFICES

MARYLAND B5

<u>MANAGEMENT FUNCTION</u>	<u>PERCENTAGE OF STAFF EFFORT</u>	<u>STAFF ASSISTANCE FROM OTHER AGENCIES</u> <u>COMMENTS</u>
APPLICATIONS PROCESSING (Includes verification of student information, need analysis, award determination, etc.)	10% of 2 workers 80% of 9 workers 60% of 3 workers	
RESPONDING TO REQUESTS FOR INFORMATION (Includes federal requests for information, parent/student inquiries, testimony in hearings, etc.)	25% (+) of 5 workers 10% of 9 workers	High School Counselors College Rept. State Legislators
PROGRAM REVIEW (Includes on-site visits to institutions, formal/informal audits, etc.)	15% of 5 workers 5% of 9 workers	
PUBLIC RELATIONS AND INFORMATION DISSEMINATION (Includes parent/student workshops, work on promotional literature, etc.)	35% of 2 workers 5% of 1 worker	High School Counselors College Rept. etc.
GENERAL ADMINISTRATION (Includes executive personnel, staff training and development, regulations and guidelines, preparation of summary statistics, etc.)	15% of 2 workers 10% of 3 workers 5% of 9 workers	
OTHER MANAGEMENT ACTIVITIES (Includes any special staff activities which do not clearly fall in one of the above categories)		

**STATE AGENCY CALENDAR OF EVENTS FOR NEED-BASED
PROGRAMS FOR 1976-77 SCHOOL YEAR**

MARYLAND

B6

MONTH/YEAR

EVENTS

FEBRUARY 15 1976 Application Deadline.

APRIL 1 1976 Application rosters printed.

APRIL 30 1976 First group of Awards for next year (all but Senatorial & Delegate Awards).

JUNE 1976 First group of Senatorial & Delegate Awards for next year.

JULY 1976 2nd Group of Awards (all but Senatorial & Delegate).

AUGUST 1976 2nd group of Awards (Senatorial and Delegate).

NOVEMBER 1976 3rd group of Awards (All Programs).

MARCH 1977 Last Awards for all programs.

198

197

**PROGRAM AND FISCAL CONTROLS OF PROGRAMS
OPERATED BY STATE AGENCY**

MARYLAND B7

PROGRAM CONTROLS	CONTROL USED SAMPLE OR TOTAL POPULATION STUDIED	AGENCY/OFFICE UNDERTAKING CONTROLS	SPECIAL ACTIONS COMMENTS
<p>A <u>Control on Student Application Data Accuracy</u></p> <ol style="list-style-type: none"> 1 Match Against Tax Forms? 2 Match Against BEOG Applications? 3 Match Against Institutional Student Records? 4 Warnings of Prosecution? 5 Prosecution? 	<p>No Yes</p>		<p>In general: We work closely with the BEOG evaluations to compare the College Scholarship Service evaluations to them. After the State Award is added to the BEOG (if available to the student) the need which remains ranges from 66% down to 20% of the total need. The college is then expected to package the remaining need, and we have faith in the professional judgment of the financial aid officers.</p>
<p>B <u>Controls on Attendance and/or Progress</u></p> <ol style="list-style-type: none"> 1 Check on Enrollment/Initial Attendance? 2 Check on Mid-Term Attendance? 3 Check on Course Completion? 4 Check on Academic Progress Before Award? 5 Partial Awards? 			
<p>C <u>Controls on Award Size</u></p> <ol style="list-style-type: none"> 1 Check to Make Sure Other Awards Actually Made? 2 Match Against BEOG, Campus-Based Award Files? 3 Re-Check to Ensure Award Adjustments Actually Made? 4 Second Review of Aid Packages? 			
<p>D <u>Controls on Institutional Student-Aid Operations</u></p> <ol style="list-style-type: none"> 1 Independent Program Audits? 2 Aid Officer Bonding? 3 Aid Officer Certification? 4 Double Signatures on All Fund Transfers? 			
<p>E <u>Controls on Central Administrative Staff Operations</u></p> <ol style="list-style-type: none"> 1 Independent Program Audits? 2 Bonding of Staff Members? 3 Double Signatures on All Fund Transactions? 			

PROGRAM INFORMATION DISSEMINATION PROCEDURES USED FOR STATE NEED BASED PROGRAMS

MARYLAND C1

TYPE OF INFORMATION PROVIDED

<u>INFORMATION PROVIDED THROUGH</u>	<u>APPLICATION FORMS</u>	<u>ELIGIBILITY CONDITIONS</u>	<u>FILING/CLOSING DATES FOR STATE PROGRAMS</u>	<u>INFORMATION ON THE COST OF ATTENDANCE AT VARIOUS TYPES OF INSTITUTIONS</u>	<u>INFORMATION ABOUT APPLYING FOR AID FROM OTHER SOURCES</u>	<u>INFORMATION ON PENALTIES FOR PROVIDING FRAUDULENT DATA</u>
1 High School Counselors	Yes	Yes	Yes	Yes	Yes	Yes
2 College Financial-Aid Officers	Yes	Yes	Yes	Yes	Yes	Yes
3 Direct Mailings to Graduating High School Students or Parents	No (Only if student writes for it)					
4 High School Meetings or Workshops	Yes	Yes	Yes	Yes	Yes	Yes
5 College Admissions Office	(When coordinated with Financial Aid Office of the College)					
6 Newspaper Ads	No paid ads, but release information to the press and urge its use.					
7 Radio, Television Ads	No paid ads, but use every free time spot.					
8 Social Service Agencies	As requested by the Agency.					
9 Other (Please Specify)						

201

202

DESCRIPTIONS OF STATE-SPONSORED STUDENT ASSISTANCE PROGRAMS

MARYLAND

01

Maryland General State Scholarship - A need-based grant program for scholastically eligible residents attending in-state public and private non-profit degree granting institutions. The program was designed to increase access and to some extent choice in education. This program is expected to expand faster than others due to SSIG impact.

Maryland Senatorial Scholarship - A need-based grant program to increase education access for scholastically eligible resident students attending in-state public and private degree granting schools.

Maryland Professional School Scholarship - A need-based scholastic grant program to assist resident students in access to professional school education--medicine, dentistry, law, nursing and pharmacy. Students must enroll in in-state public or private schools having these programs.

Maryland Scholarships for Teachers of the Deaf - A need-based scholastic grant program to increase access and some choice in education for residents enrolling in in-state or out-of-state schools having programs for teachers of the hard of hearing.

Maryland Medical Scholarship Program - A need-based scholastic grant of \$1500 to motivate resident students of medical school to enter General Family Practice in the state of Maryland. This is a grant program provided that service to the state occurs.

Maryland Benefit Program for Children of Deceased Firemen, Law Enforcement Officers, and Rescue Squad Members and National Guardsmen - A grant program for resident children of deceased firemen, law enforcement officers, rescue squad members and National Guardsmen enrolled in public and private degree granting Maryland colleges, if parent killed in line of duty.

Maryland House of Delegates Scholarship - A grant program to improve educational access for resident students attending public or private granting colleges in Maryland. Need and academic merit are usually basic requirements, but are not required by law.

Maryland State Aid for Education of War Orphans and POW Children - A grant program to improve educational access and choice for resident war orphans and children of POWs. Students may enroll in any schools, either in-state or out-of-state.

Maryland Veteran - MIA/POW Grants - A grant program to improve educational access for resident veterans enrolled in in-state four-year or two-year public institutions.

Maryland Firemen Reimbursement Program - A tuition remission program to improve education level and training in the area of fire technology and rescue work. Students must be fire officers and rescue workers who are residents enrolled in in-state schools providing approved courses in Fire Service Technology for degrees in that field. Legislation is too broad in its coverage and needs to be limited to those courses specifically in Fire Service Technology.

Maryland Scholarships for Residency/Family Practice - A grant program to support the creation of new training positions (residency) for medical doctors entering general family practice. Students must enroll in hospitals with residency programs. Proposed change in legislation could increase demand for the current funding of \$300,000 (no funds used due to a lack of candidates and program positions).

Maryland Higher Education Loan Plan - A proposal is before the Maryland Legislature but none exists at this time.

Federally Insured Guaranteed Bank Loans

Academic Common Market (SREB) - A tuition-reciprocity program to share among the states in the area served by the Southern Regional Education Board (SREB), certain post-baccalaureate academic programs at the least possible cost to each of the participating states and at the least possible cost to their residents pursuing those programs outside of their own states. Students are enrolled on an in-state tuition basis.

BASIC STATE PROGRAM INFORMATION

MARYLAND D2

Programs	Year	Number of Awards	Average Full-Time Award Size	Total Dollars Awarded	Eligible Population
Need-Based					
Grants					
Maryland General State Scholarship	1974-75 1975-76	1,900 ¹ 2,061	\$ 625 \$ 644 ¹	\$1,206,000 \$1,327,000 ¹	Resident Undergraduates
Maryland Senatorial Scholarship	1974-75 1975-76	5,700 ¹ 6,044	\$ 390 ¹ \$ 393	\$2,241,000 \$2,373,700	Resident Undergraduates
Maryland Professional School Scholarship	1975-76	288	\$ 521	\$ 150,000	Professional School Students in Medicine, Dentistry, Law, Nursing and Pharmacy
Maryland Scholarships for Teachers of the Deaf	1975-76	17	\$2,120	\$ 36,000	Teachers of Hard of Hearing
Maryland Medical Scholarship Program	1975-76	40	\$1,500	\$ 60,000	Medical Students with Need and General Practice as Goal
Non Need-Based					
Maryland Benefit Program for Children of Deceased Firemen, Law Enforcement Officers, Rescue Squad Members and National Guardsmen	1975-76	2	\$ 700	\$ 1,400	Children of Deceased Firemen, Law Enforcement Officers, Rescue Squad Members and National Guardsmen
Maryland House of Delegates Scholarship	1975-76	295	\$ 893	\$ 263,310	Resident Undergraduates
Maryland State Aid for Education of War Orphans and POW Children	1972-73 1975-76	223 241	Not Given \$ 499	\$ 111,448 \$ 120,370	War Orphans and Children of POWs
Maryland Veteran-MIA/POW Grants	1976-77	Note 2	Note 2	\$ 3,500 ²	Veterans
Maryland Firemen Reimbursement Program	1972-73 1975-76	322 329	\$ 155 \$ 220	\$ 50,000 \$ 74,996	Fire Officers and Rescue Workers
Maryland Scholarships - Residency/Family Practice	First Year - 1976-77	-----			Medical Doctors Entering Family Practice
Academic Common Market (SREB)	Information not given-----				
Maryland Higher Education Loan Program	1975-76	5,701	\$1,345	\$8,000,000	Not Given

¹ Response based on reasonable estimation or approximation.
² Program just funded for 1976-77. \$3,500 is budgeted, but not expected to be used.
³ Do have Federally Insured Guaranteed Bank Loans. Higher Education Loan Corporation is separate from the Maryland State School Board.



STUDENT ELIGIBILITY CRITERIA FOR STATE PROGRAMS

MARYLAND E1

<u>Programs</u>	<u>Acceptable Residency Status</u>	<u>Accept- able Attend. Status</u>	<u>Acceptable Student Levels</u>	<u>Special Priority to Cont'g. Awards</u>	<u>Income Limits</u>	<u>Need Limits</u>
<u>Need-Based</u>						
<u>Grants</u>						
Maryland General State Scholarship	Residents - In-State	Full-Time	All Under- graduates	Yes	No Cut-off	\$200
Maryland Senatorial Scholarship	Residents - In-State	Half-Time Full-Time	All Under- graduates	Yes	No Cut-off	-0-
Maryland Professional School Scholarship	Residents - In-State	Half-Time Full-Time	All	Yes	No Cut-off	-0-
Maryland Scholarships for Teachers of the Deaf	Residents - In/Out of State	Full-Time	Seniors Graduates	Yes	No Cut-off	-0-
Maryland Medical Scholarship Program	Residents - In-State	Full-Time	Graduates	Yes	No Cut-off	-0-
<u>Non Need-Based</u>						
Maryland Benefit Program for Children of Deceased Firemen, Law Enforcement Officers, Rescue Squad Members and National Guardsmen	Residents - In-State	Half-Time Full-Time	All	No	Not Applicable	Not Applicable
Maryland House of Delegates Scholarship	Residents - In-State	Half-Time Full-Time	All Under- graduates	Yes	Not Applicable	Not Applicable
Maryland State Aid for Education of War Orphans and POW Children	Residents - In/Out of State	Half-Time Full-Time	All	No	Not Applicable	Not Applicable
Maryland Veteran-MIA/POW Grants	Residents - In-State	Half-Time Full-Time	All Under- graduates	No	Not Applicable	Not Applicable

C O N T I N U E D

STUDENT ELIGIBILITY CRITERIA FOR STATE PROGRAMS

MARYLAND

E1

<u>Programs</u>	<u>Acceptable Residency Status</u>	<u>Acceptable Attend. Status</u>	<u>Acceptable Student Levels</u>	<u>Special Priority to Cont'g. Awards</u>	<u>Income Limits</u>	<u>Need Limits</u>
Maryland Firemen Reimbursement Program	Residents - In-State	Half-Time Full-Time	All Under-graduates	No	Not Applicable	Not Applicable
Maryland Scholarships for Residency/Family Practice	Residents - In-State and Non-Residents	Full-Time	Graduates	Yes	Not Applicable	Not Applicable
Academic Common Market (SREB)	INFORMATION NOT GIVEN					
Maryland Higher Education Loan Programs	INFORMATION NOT GIVEN					

INSTITUTIONAL ELIGIBILITY CRITERIA FOR STATE STUDENT-ASSISTANCE PROGRAMS

MARYLAND E2

<u>Programs</u>	<u>University and 4-Year Colleges</u>	<u>Community/ Junior Colleges</u>	<u>Voc./Tech. Schools</u>	<u>Proprietary</u>	<u>Special Types of Institutions</u>
Need-Based					
Grants					
Maryland General State Scholarship	Public Private	Public Private	No	No	Must be Degree Granting
Maryland Senatorial Scholarship	Public Private	Public Private	No	No	Must be Degree Granting
Maryland Professional School Scholarship	Public Private	Public Private	No	No	Hospital Schools of Nursing
Maryland Scholarships for Teachers of the Deaf	Public Private	Public	No	No	Any, provided they have program of study
Maryland Medical Scholarship Program	Public	No	No	No	Medical Schools
Non Need-Based					
Maryland Benefit Program for Children of Deceased Firemen, Law Enforcement Officers, Rescue Squad Members and National Guardsmen	Public Private	Public Private	No	No	Degree Granting Maryland Colleges
Maryland House of Delegates Scholarship	Public Private	Public Private	No	No	Degree Granting Maryland Colleges
Maryland State Aid for Education of War Orphans and POW Children	Public Private	Public Private	Yes	Yes	Yes
Maryland Veteran - MIA/POW Grants	Public	Public	No	No	No
Maryland Firemen Reimbursement Program	Public Private	Public	No	No	Any with approved courses
Maryland Scholarships for Residency/Family Practice	No	No	No	No	Hospital with Residency Programs
Academic Common Market (SREB)	INFORMATION NOT GIVEN				
Maryland Higher Education Loan Program					

NEED DETERMINATION CRITERIA FOR STATE PROGRAMS

<u>Programs</u>	<u>Program Definition of Need</u>	<u>Is BEOG Application Required?</u>	<u>Expected Family Contribution (EFC) Method</u>	<u>Student Budget Includes What Items?</u>
Need-Based				
Grants				
Maryland General State Scholarship	Need = College Budget - Family Contribution	No ¹	CSS--but BEOG can be substituted.	Tuition/Fees Room/Board Charges billed by the college
Maryland Senatorial Scholarship	Need = College Budget - Family Contribution	No ¹	CSS Method	Tuition/Fees Room/Board Charges billed by the college
Maryland Professional School Scholarship	Need = Education Budget - Family Contribution	No	CSS	Tuition/Fees Room/Board Books Transportation General Student Costs ²
Maryland Scholarships for Teachers of the Deaf	Need = Education Budget - Family Contribution	No	CSS	Tuition/Fees
Maryland Medical Scholarship Program	Need = Education Budget - Family Contribution	No	CSS	Tuition/Fees Room/Board Books Transportation General Student Costs ³

¹ But urged.

² Only meet part of total need, not all.

³ Any educational related expenses.

AWARD SIZE DETERMINATION CRITERIA FOR STATE PROGRAMS

MARYLAND E4

<u>Programs</u>	<u>Maximum Award Size?</u>	<u>What Award Size Determination Method Is Used?</u>	<u>How Is Award Priority Determined?</u>	<u>Who Ultimately Determines Award Amount?</u>
<u>Need-Based</u>				
<u>Grants</u>				
Maryland General State Scholarship	\$1,500	After allowance for BEOG, then award approximately one-third of remaining need.	Higher SAT scores get higher priority; lower family contribution gets higher priority; late applicants get low priority.	State Scholarship Board
Maryland Senatorial Scholarship	\$1,500	Individual Senator determines what portion of need the award should cover. Usually less than one-third of need.	No definite pattern, but usually lower income students given higher priority.	State - Senator
Maryland Professional School Scholarship	\$1,000	Generally one-third to one-half of existing need.	Applicants in more advanced levels of training and greater need cases both given higher priority.	State Scholarship Board
Maryland Scholarships for Teachers of the Deaf	None	Institution tuition and fees.	Strong academic record and greater financial need both given high priority; Acceptance into qualified program.	State - State Scholarship Board
Maryland Medical Scholarship Program	\$1,500	Determined by Law	Acceptance into Medical School; academic record; need; desire to enter Family Practice.	State - State Scholarship Board
<u>Non Need-Based</u>				
Maryland Benefit Program for Children of Deceased Firemen, Law Enforcement Officers, Rescue Squad Member and National Guardsmen	\$ 700	Actual college cost up to \$700.	None--all who qualify are aided.	State - State Scholarship Board
Maryland House of Delegates Scholarship	\$ 800 ²	Rigidly fixed by college's charges.	No fixed priority system	State - State Scholarship Board

C O N T I N U E D

AWARD SIZE DETERMINATION CRITERIA FOR STATE PROGRAMS.

MARYLAND E4

<u>Programs</u>	<u>Maximum Award Size?</u>	<u>What Award Size Determination Method is Used?</u>	<u>How is Award Priority Determined?</u>	<u>Who Ultimately Determines Award Amount?</u>
Maryland State Aid for Education of War Orphans and POW Children	\$500	\$500 provided school costs are at least at that level.	None	State Scholarship Board
Maryland Veteran-MIA/POW Grants	\$800 ³	College's charges	None	State Scholarship Board pays College charges
Maryland Fireman Reimbursement Program	Limited by College Charges	Usually equals tuition and fees charged.	If priority is ever required due to restricted budgets, we will cover costs related to specialized training area first, then other courses.	Institution and State Scholarship Board
Maryland Scholarships for Residency/Family Practice	\$15,000	By written law	No priority until demand exceeds budgeted funds. Then perhaps a quota system among eligible institutions.	State
Academic Common Market (SREB) Maryland Higher Education Loan Program	} INFORMATION NOT GIVEN			

¹ All awards are same amount (\$1,500).

² At present.

³ About \$800 at this time.

NUMBER OF NEED-BASED GRANT PROGRAM APPLICANTS

MARYLAND F1

DATA NOT AVAILABLE

	\$0-5,999	\$6,000-8,999	\$9,000-11,999	\$12,000-14,999	\$15,000-19,999	\$20,000 & Over
INDEPENDENTS						
DEPENDENTS						

Income Level

DATA NOT AVIALABLE

WHITE	BLACK	HISPANIC	AMERICAN INDIAN	ASIAN	OTHER

Ethnic Status

DATA NOT AVAILABLE

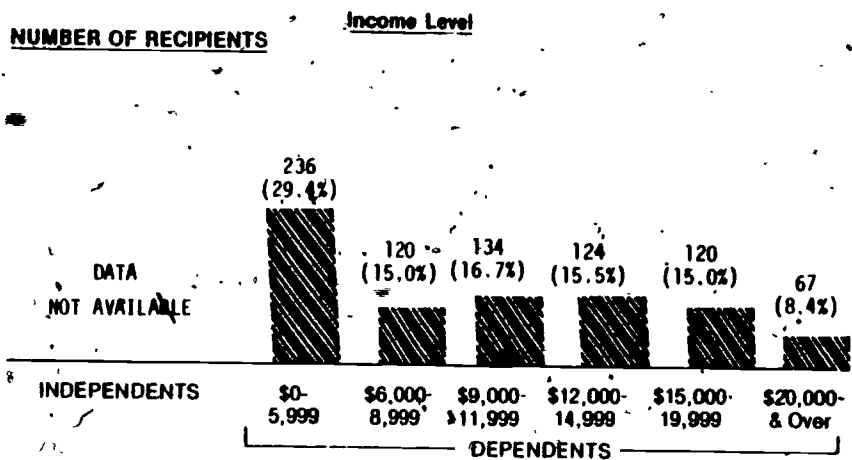
MEAN	WOMEN

Sex

NUMBER OF NEED-BASED GRANT PROGRAM RECIPIENTS AND AVERAGE AWARD SIZE

F2

MARYLAND



Ethnic Status

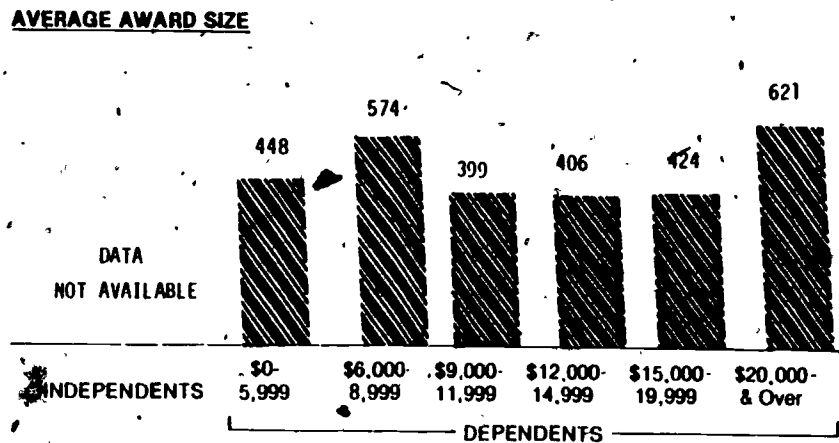
Sex

DATA NOT AVAILABLE

DATA NOT AVAILABLE

WHITE BLACK HISPANIC AMERICAN ASIAN OTHER INDIAN

MEN WOMEN



DATA NOT AVAILABLE

DATA NOT AVAILABLE

WHITE BLACK HISPANIC AMERICAN ASIAN OTHER INDIAN

MEN WOMEN

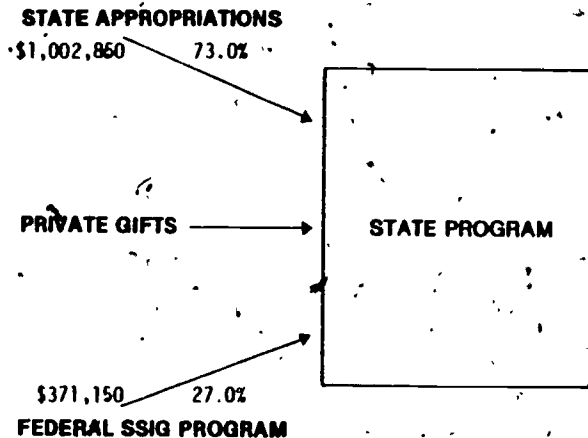
These data were taken from the Financial Status and Performance Report for the Reporting Period July 1, 1975, to September 30, 1976, and only reflect the distribution of the federal portion of the "Number of Recipients" and "Average Award Size." These data do not differentiate between dependent and independent students.

SOURCES AND DISTRIBUTION OF NEED-BASED GRANT PROGRAM FUNDS

MARYLAND - G1

THESE FIGURES FOR THE 1975-76 SCHOOL YEAR PERTAIN TO:

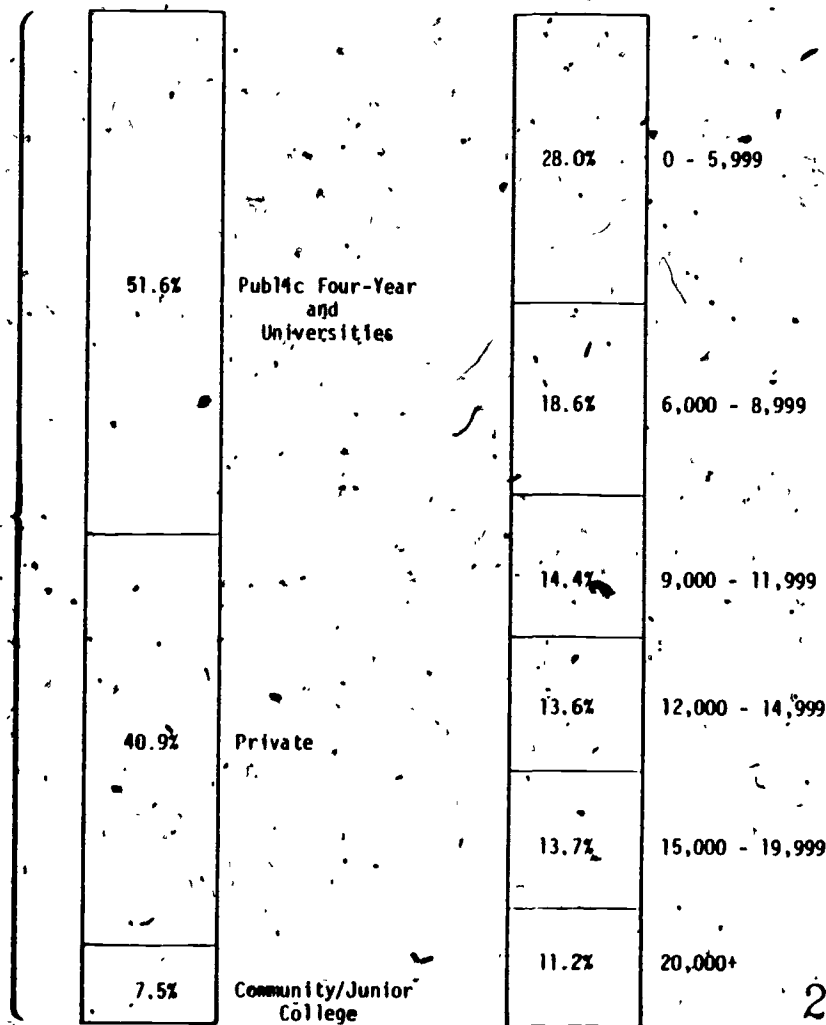
- MARYLAND GENERAL STATE SCHOLARSHIP



These data were taken from the Financial Status and Performance Report for the Reporting Period July 1, 1975, to September 30, 1976. The figures pertaining to the distribution of funds by institutional sector and student income categories only reflect the distribution of the federal portion of the total dollars.

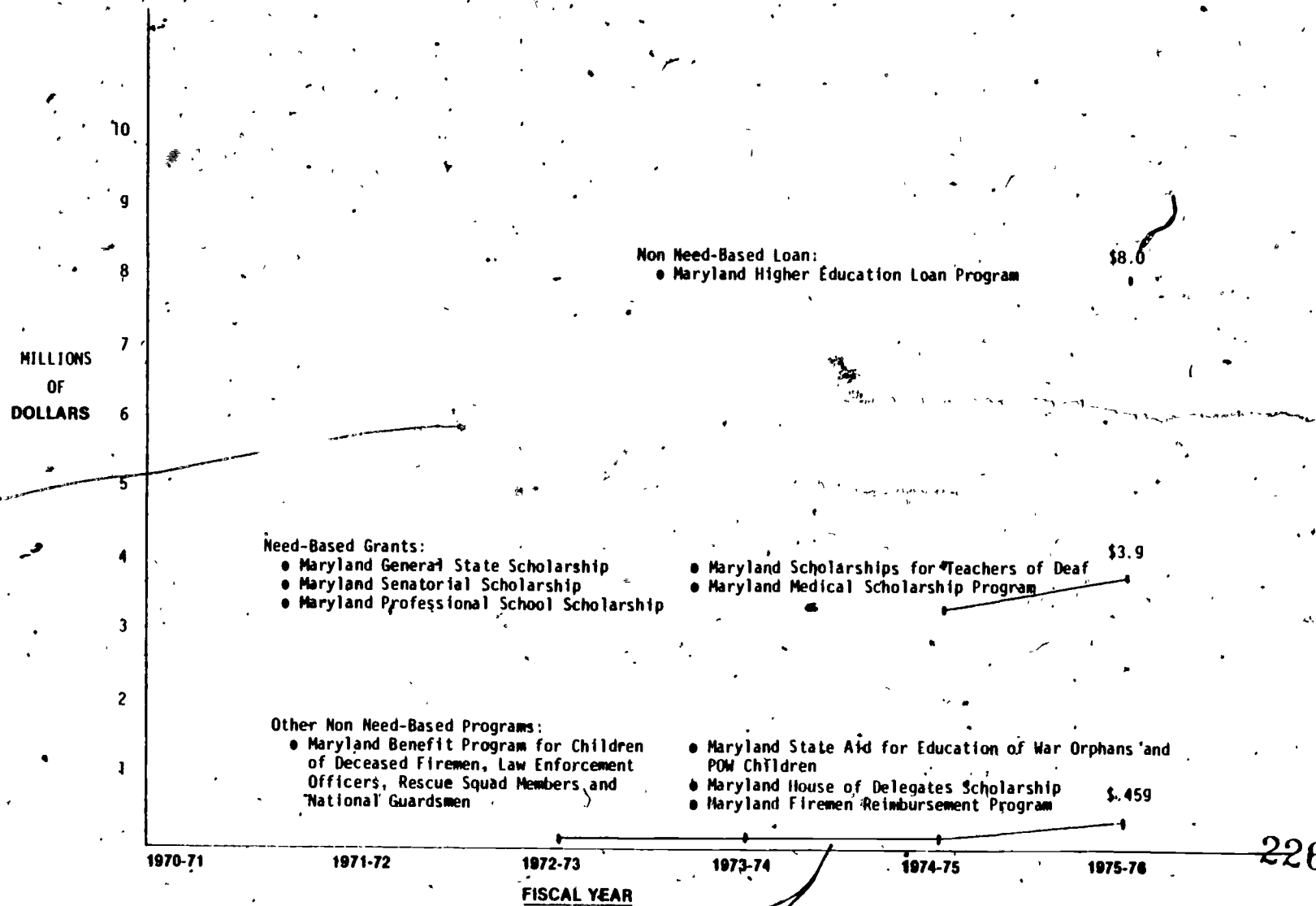
INSTITUTIONAL SECTORS

STUDENT INCOME CATEGORIES



HISTORIC STATE EXPENDITURES ON STUDENT-ASSISTANCE PROGRAMS

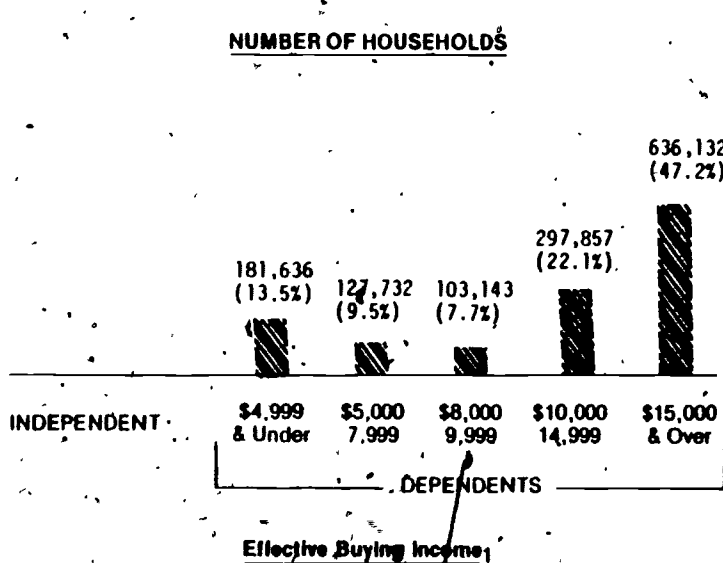
MARYLAND G2



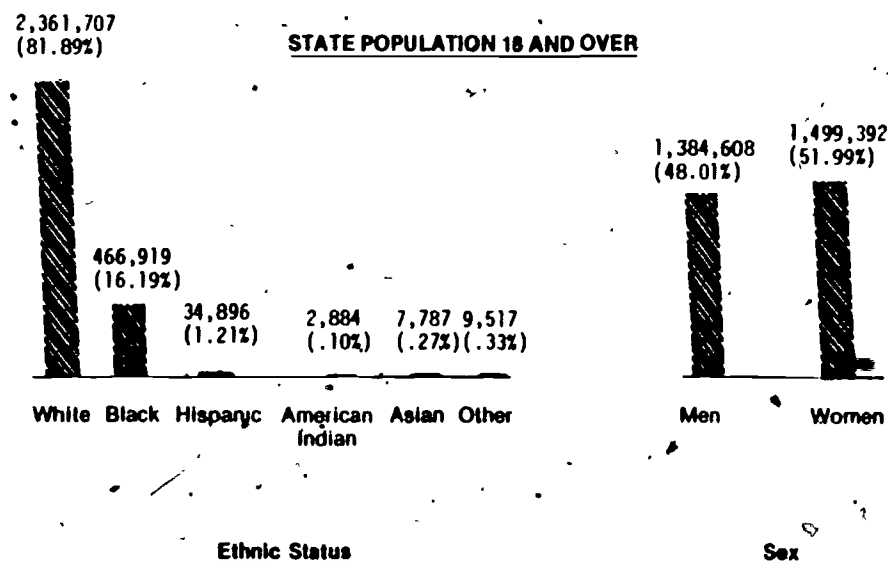
STATE POPULATION PROFILE

MARYLAND H1

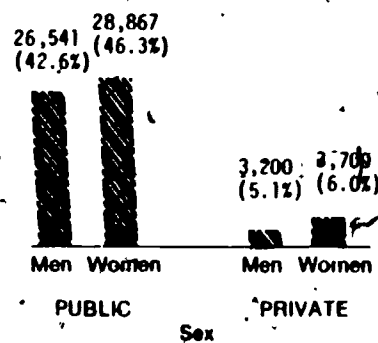
NUMBER OF HOUSEHOLDS



STATE POPULATION 18 AND OVER



STATE HIGH SCHOOL GRADUATES



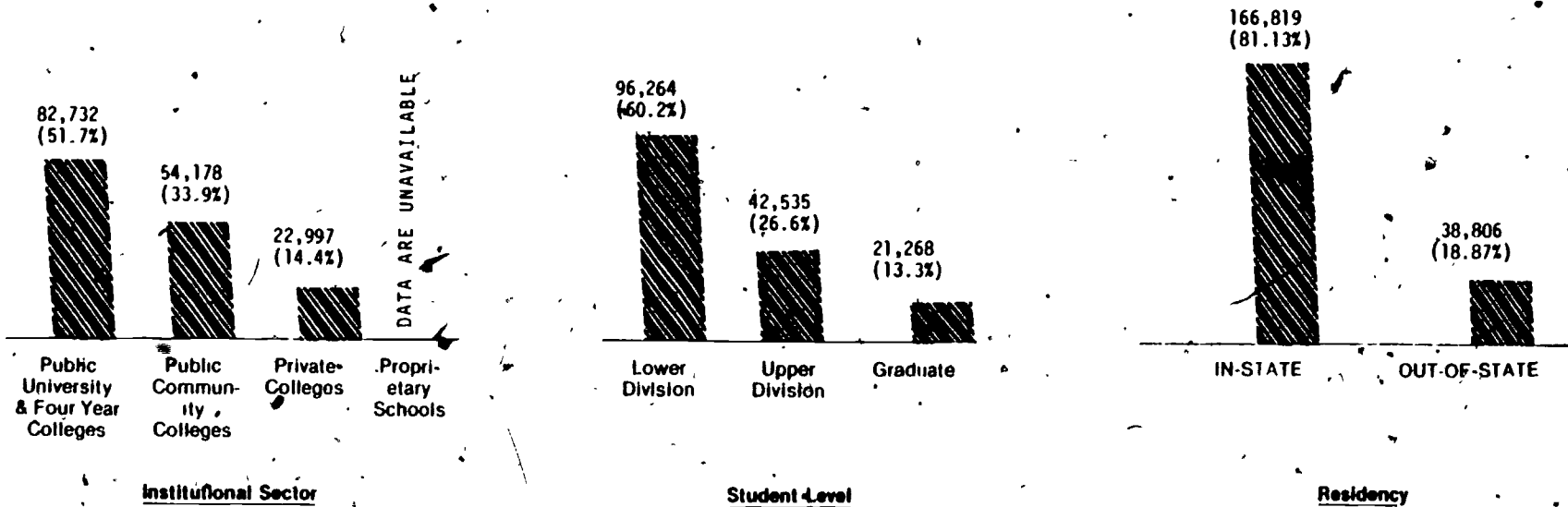
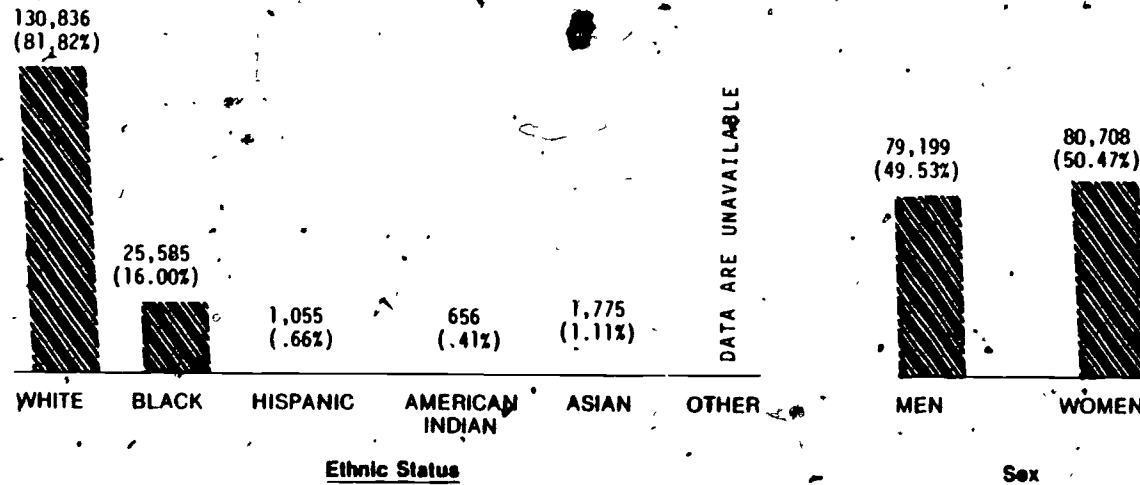
The high school graduation figures do not include 5,805 persons granted a high school equivalency certificate, nor 987 persons graduated from other than regular day school programs.

(c) Sales and Marketing Management 1977 Survey of Buying Power Data Service

STATE POSTSECONDARY EDUCATION STUDENT ENROLLMENTS

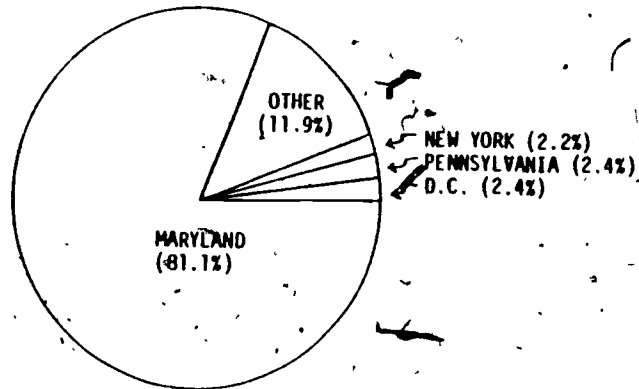
MARYLAND H2

(Figures in Thousands)

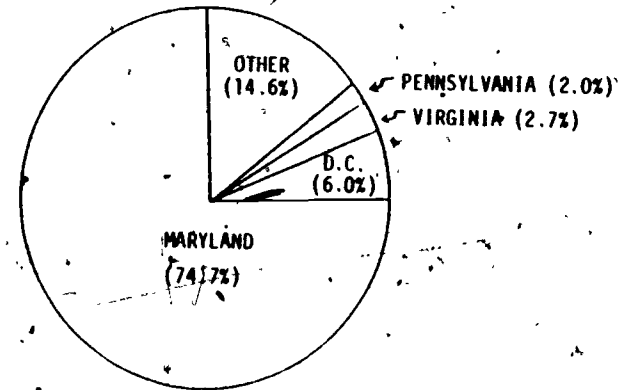


INTERSTATE MIGRATION OF STUDENTS

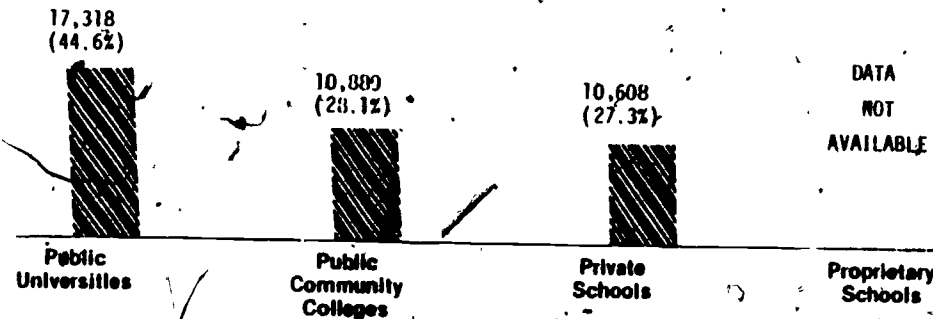
MARYLAND '13



RESIDENT AND NON-RESIDENT STUDENTS ATTENDING IN-STATE INSTITUTIONS



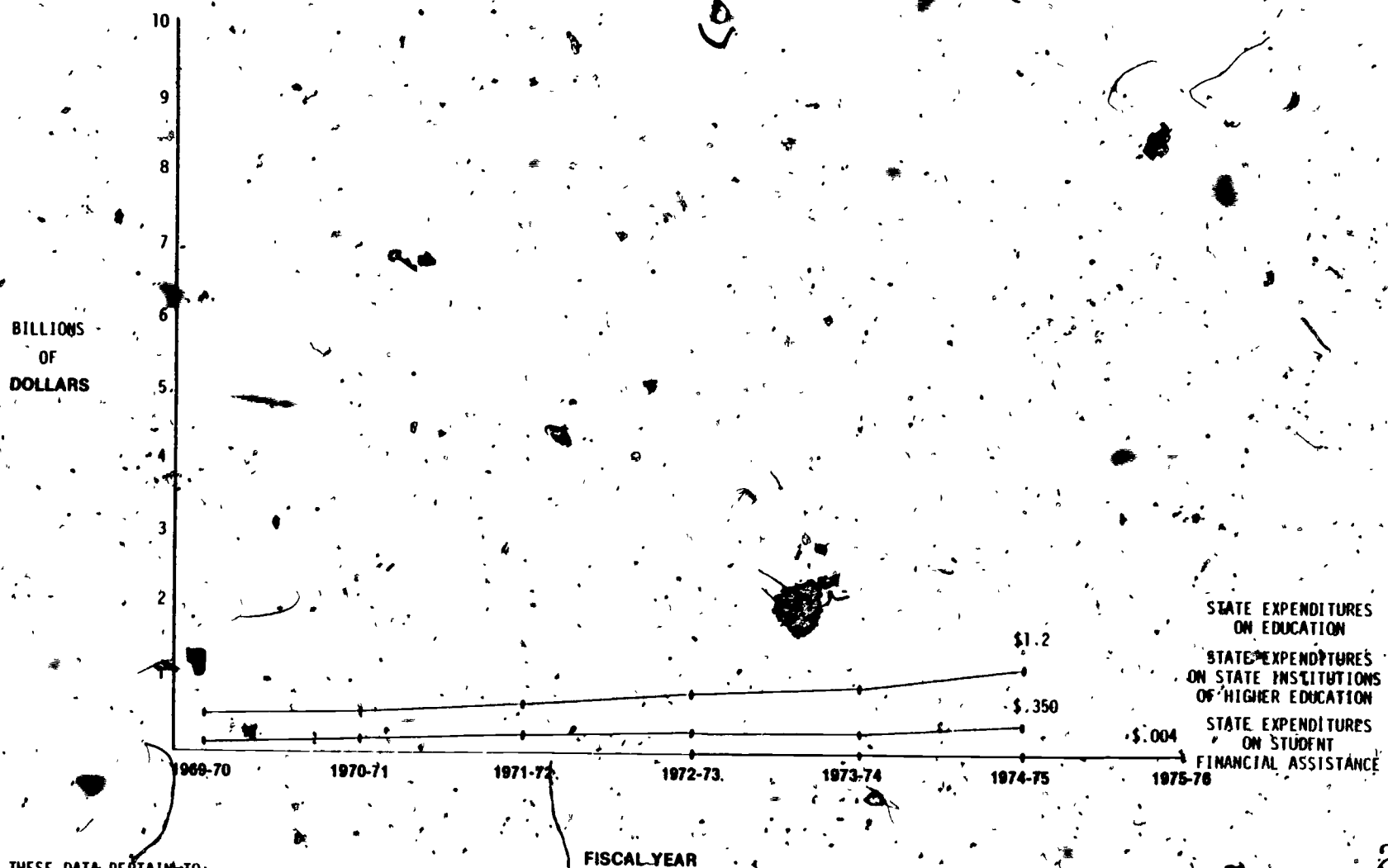
RESIDENT STUDENTS ATTENDING IN-STATE AND OUT-OF-STATE INSTITUTIONS



INSTITUTIONAL SECTOR
(Out-of-State Students in School In-State)

STATE EXPENDITURE ON POSTSECONDARY EDUCATION STUDENT ASSISTANCE

MARYLAND 11

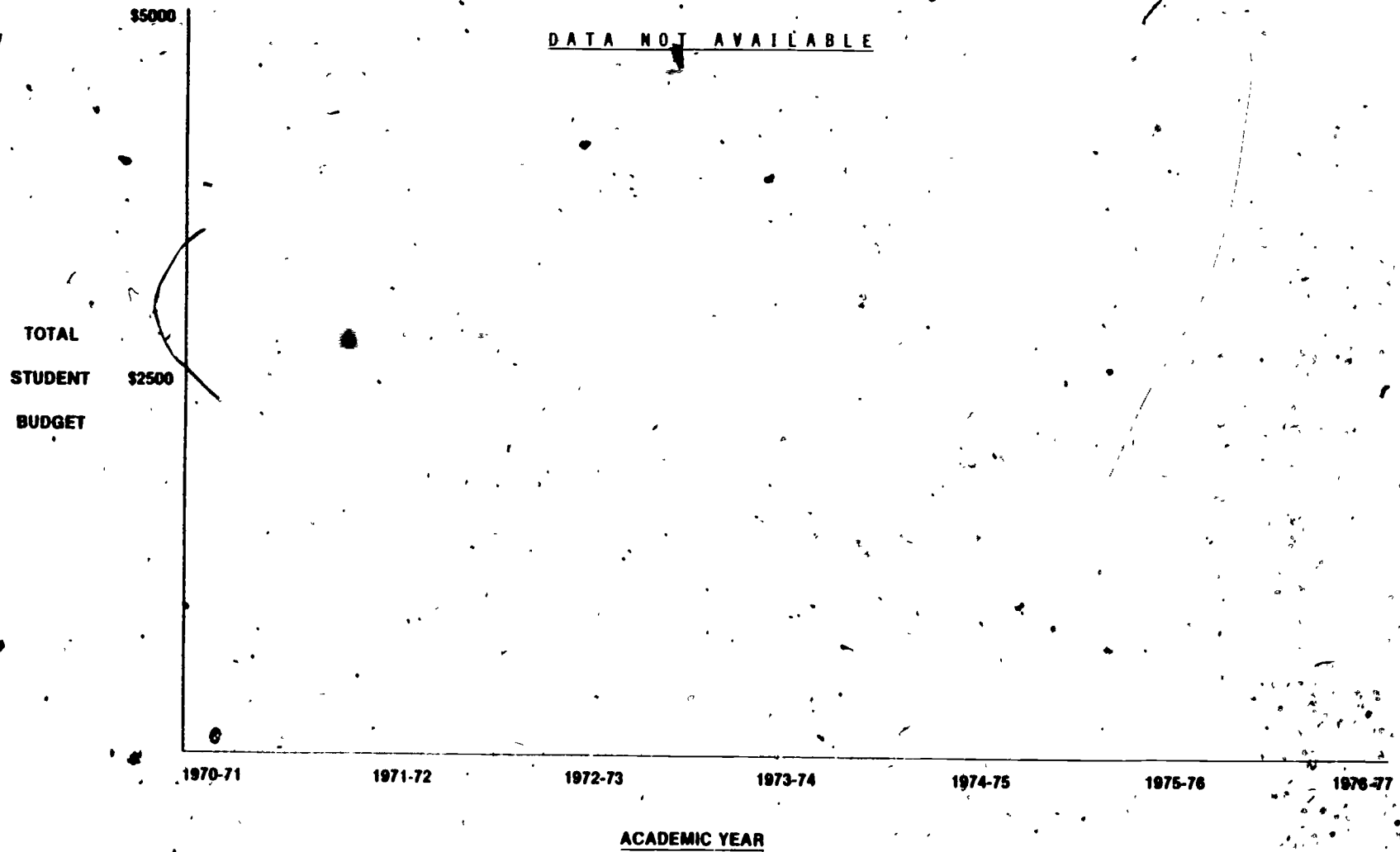


THESE DATA PERTAIN TO:

- MD. GENERAL STATE SCHOLARSHIP
- MD. SENATORIAL SCHOLARSHIP
- MD. SCHOLARSHIPS FOR TEACHERS OF THE DEAF
- MD. MEDICAL SCHOLARSHIP PROGRAM
- MD. PROFESSIONAL SCHOOL SCHOLARSHIP
- MD. HOUSE OF DELEGATES SCHOLARSHIP
- MD. FIREMEN REIMBURSEMENT PROGRAM
- MD. STATE AID FOR EDUCATION OF WAR ORPHANS
- MD. BENEFIT PROGRAM FOR CHILDREN OF DECEASED FIREMEN, LAW ENFORCEMENT OFFICERS, RESCUE SQUAD MEMBERS AND NATIONAL GUARDSMEN

**GROSS COSTS TO STUDENTS ATTENDING SCHOOL
BY POSTSECONDARY EDUCATION SECTORS**

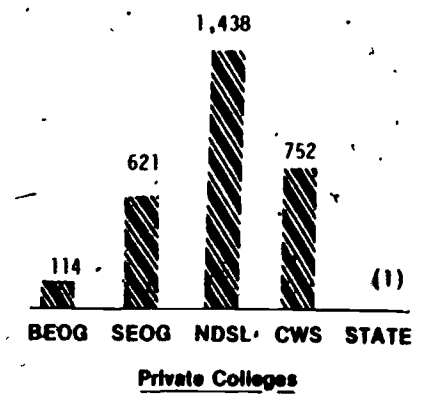
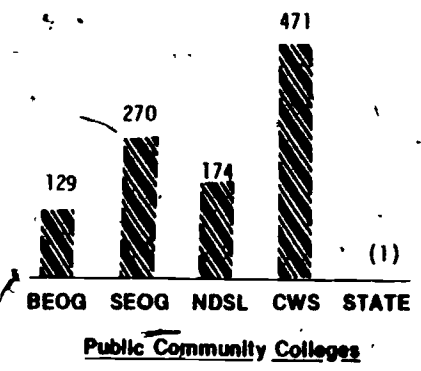
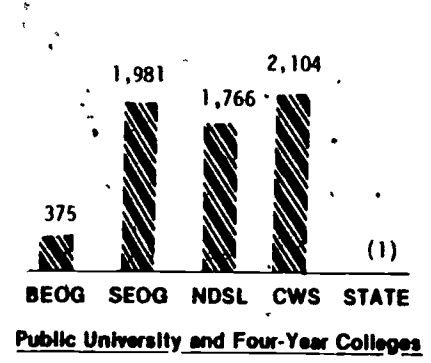
MARYLAND 12



LEVELS OF FEDERAL AND STATE PROGRAM FUNDING BY INSTITUTIONAL SECTOR

MARYLAND 13

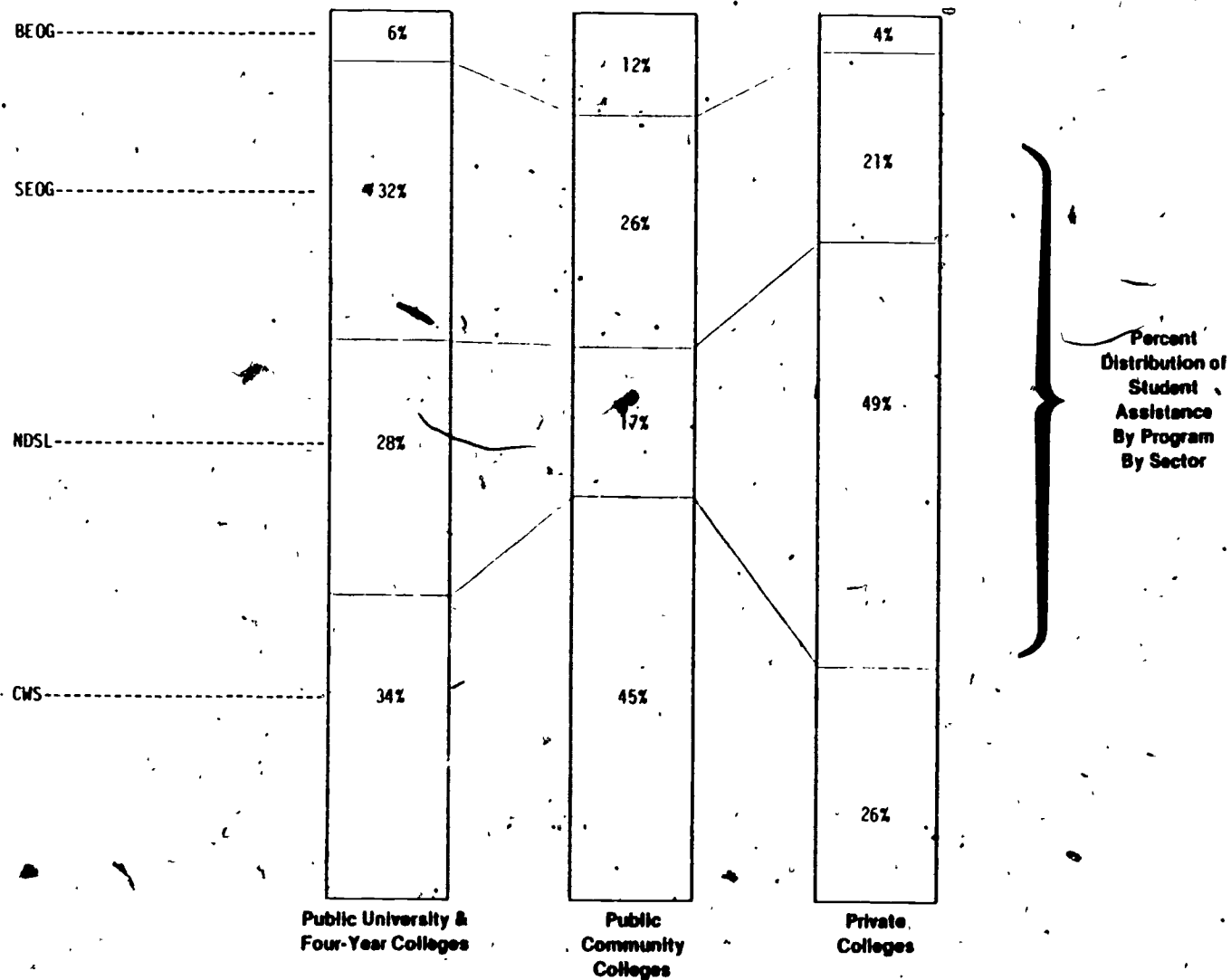
(Figures in thousands)



(1) The data pertaining to state dollars awarded by institutional sector are unavailable.

RELATIVE IMPORTANCE OF FEDERAL AND STATE PROGRAM FUNDING BY SECTOR

MARYLAND 14



The data pertaining to state dollars awarded by institutional sector are unavailable.

**DESCRIPTIONS OF PROGRAM OFFICES AND AGENCIES AND
CORRESPONDING PROGRAM RESPONSIBILITIES**

MASSACHUSETTS A1

Board of Higher Education

1. Board of Higher General Scholarships
2. Nursing Scholarships
3. Massachusetts Special Education Scholarships
4. Massachusetts Honor Scholarship
5. Dental Scholarship
6. Massachusetts Medical Scholarship
7. Scholarship for Children of POW/MIA, Deceased Firemen, Policemen,
and Correctional Officials
8. Consortium Scholarship Program
9. Vietnam Veterans Program

Department of Education

1. Reimbursement for Higher Education for Dependents of Certain Deceased
Veterans

RELATIONSHIPS OF STATE AGENCIES

MASSACHUSETTS A2

DATA ARE UNAVAILABLE

STATE AGENCY ORGANIZATION

MASSACHUSETTS B1

DATA ARE UNAVAILABLE

245

246

**MANAGEMENT RELATIONSHIPS BETWEEN THE STATE AGENCY
AND OTHER STATE AGENCIES/INSTITUTIONS**

MASSACHUSETTS B2

WHO ACCOMPLISHES THE FOLLOWING?

**STATE
PROGRAM
OFFICE**

**INSTITUTIONAL
FINANCIAL
AID OFFICER**

OTHER OFFICES OR AGENCIES

Processing of Applications

- Verification of Student Application Information
- Identification of Eligible Recipients
- Determination of Award Size
- Assignment of Priority to Awards
- Formally Approves Award

Makes Payment to Student (or Credits Student Account)

Makes Post-Award Adjustments

Initiates the Prosecution of Possible Fraudulent
Student Applications

Publicizes Award Availability

DATA ARE UNAVAILABLE

STATE PROGRAM OFFICE DEFINITIONS FOR SELECTED TERMS

MASSACHUSETTS B3

**DEFINITIONS USED BY
STATE PROGRAM OFFICES**

**STATE DEFINITION
SPECIFIED BY**

**STATE DEFINITION COMMONLY
USED BY ALL INSTITUTIONS**

**STATE DEFINITION CONSISTENT
ACROSS ALL STATE PROGRAMS**

PUBLIC

PRIVATE

DATA ARE UNAVAILABLE

**INFORMATION FLOW BETWEEN THE STATE PROGRAM OFFICE
AND VARIOUS FEDERAL OFFICES**

MASSACHUSETTS

B4

TYPE OF INFORMATION PROVIDED
BY STATE STUDENT-AID AGENCY

TYPE OF INFORMATION RECEIVED
BY STATE STUDENT-AID AGENCY

PERCEPTION OF ADEQUACY
OF INFORMATION FLOW

FEDERAL OFFICES

SSIG Office

BEOG Office

Regional OE Student-Assistance Office
(Campus-Based Programs)

Washington OE Office
(Campus-Based Programs)

FISL/GSL Office

DATA ARE UNAVAILABLE

STATE/INSTITUTIONAL OFFICES

Public Institutions

Private Institutions

Governor/Budget Office

State Legislature
(Including Committee Staffs)

MANAGEMENT STAFFING OF STATE PROGRAM OFFICES

MASSACHUSETTS B5

<u>MANAGEMENT FUNCTION</u>	<u>PERCENTAGE OF STAFF EFFORT</u>	<u>STAFF ASSISTANCE FROM OTHER AGENCIES</u> <u>COMMENTS</u>
APPLICATIONS PROCESSING (Includes verification of student information, need analysis, award determination, etc.)		
RESPONDING TO REQUESTS FOR INFORMATION (Includes federal requests for information, parent/student inquiries, testimony in hearings, etc.)		
PROGRAM REVIEW (Includes on-site visits to institutions, formal/informal audits, etc.)		
PUBLIC RELATIONS AND INFORMATION DISSEMINATION. (Includes parent/student workshops, work on promotional literature, etc.)		
GENERAL ADMINISTRATION (Includes executive personnel, staff training and development, regulations and guidelines, preparation of summary statistics, etc.)		
OTHER MANAGEMENT ACTIVITIES (Includes any special staff activities which do not clearly fall in one of the above categories)		
		<u>DATA ARE UNAVAILABLE</u>

**STATE AGENCY CALENDAR OF EVENTS FOR NEED-BASED
PROGRAMS FOR 1976-77 SCHOOL YEAR**

MASSACHUSETTS DB

MONTH/YEAR

EVENTS

DATA ARE UNAVAILABLE

255

256

**PROGRAM AND FISCAL CONTROLS OF PROGRAMS
OPERATED BY STATE AGENCY**

MASSACHUSETTS

B7

PROGRAM CONTROLS

CONTROL USED
SAMPLE OR TOTAL
POPULATION STUDIED

AGENCY/OFFICE
UNDERTAKING CONTROLS

SPECIAL ACTIONS
COMMENTS

- A. Control on Student Application Data Accuracy
1. Match Against Tax Forms?
 2. Match Against BEOG Applications?
 3. Match Against Institutional Student Records?
 4. Warnings of Prosecution?
 5. Prosecution?
- B. Controls on Attendance and/or Progress
1. Check on Enrollment/Initial Attendance?
 2. Check on Mid-Term Attendance?
 3. Check on Course Completion?
 4. Check on Academic Progress Before Award?
 5. Partial Awards?
- C. Controls on Award Size
1. Check to Make Sure Other Awards Actually Made?
 2. Match Against BEOG, Campus-Based Award Files?
 3. Re-Check to Ensure Award Adjustments Actually Made?
 4. Second Review of Aid Packages?
- D. Controls on Institutional Student-Aid Operations
1. Independent Program Audits?
 2. Aid Officer Bonding?
 3. Aid Officer Certification?
 4. Double Signatures on All Fund Transfers?
- E. Controls on Central Administrative Staff Operations
1. Independent Program Audits?
 2. Bonding of Staff Members?
 3. Double Signatures on All Fund Transactions?

DATA ARE UNAVAILABLE

**PROGRAM INFORMATION DISSEMINATION PROCEDURES
USED FOR STATE NEED BASED PROGRAMS**

MASSACHUSETTS C1

TYPE OF INFORMATION PROVIDED

INFORMATION
PROVIDED THROUGH

APPLICATION
FORMS

ELIGIBILITY
CONDITIONS

FILING/CLOSING DATES
FOR STATE PROGRAMS

INFORMATION ON THE
COST OF ATTENDANCE
AT VARIOUS TYPES
OF INSTITUTIONS

INFORMATION ABOUT
APPLYING FOR AID
FROM OTHER SOURCES

INFORMATION ON
PENALTIES FOR
PROVIDING
FRAUDULENT DATA

1. High School Counselors
2. College Financial-Aid Officers
3. Direct Mailings to Graduating High School Students or Parents
4. High School Meetings or Workshops
5. College Admissions Office
6. Newspaper Ads
7. Radio, Television Ads
8. Social Service Agencies
9. Other (Please Specify)

DATA ARE UNAVAILABLE

DESCRIPTIONS OF STATE-SPONSORED STUDENT ASSISTANCE PROGRAMS

MASSACHUSETTS

D1

Massachusetts Board of Higher Education General Scholarships - A need-based grant program to assist full-time, undergraduate resident students in all degree programs at accredited institutions out-of-state and approved in-state institutions.

Massachusetts Nursing Scholarships - A need-based grant program for full-time resident nursing students in hospital diploma programs leading to an R.N.

Massachusetts Special Education Scholarships - A need-based grant program for full-time resident students majoring in special education to teach handicapped children. Students must be enrolled in in-state or out-of-state four-year institutions.

Massachusetts Honor Scholarship - A competitive award program, based on examination, to the top four students in each state senatorial district who attend eligible institutions.

Massachusetts Dental Scholarship - A need-based grant program to assist resident dental students who are doctoral candidates in dental schools. Students may enroll in in-state or out-of-state dental graduate schools.

Massachusetts Medical Scholarship - A need-based grant program to assist resident medical (MD) students in medical schools. Students may enroll in in-state or out-of-state medical graduate schools.

Massachusetts Scholarship for Children of POW/MIA, Deceased Firemen, Policemen, and Correctional Officials - A tuition benefit grant at Massachusetts four-year and two-year public colleges for resident students whose parents are POWs/MIAs, or deceased firemen, policemen or correctional officials.

Consortium Scholarship Program - A need-based grant program to assist resident students in Massachusetts private colleges majoring in programs not available in public sector colleges.

Massachusetts Reimbursement for Higher Education for Dependents of Certain Deceased Veterans - A grant program for all students who are dependents of certain deceased veterans, and who are enrolled in public or private institutions.

Massachusetts Vietnam Veterans Program - A tuition-reimission program for resident veterans enrolled in Massachusetts public four-year and two-year schools.

BASIC STATE PROGRAM INFORMATION

MASSACHUSETTS D2

Programs	Year	Number of Awards	Average Full-Time Award Size	Total Dollars Awarded	Eligible Population
Need-Based					
Grants					
Massachusetts Board of Higher Education General Scholarships	1970-71 1975-76	6,295 20,276	\$ 560 \$ 600	\$ 3,500,000 \$12,189,925	Resident Undergraduates
Massachusetts Nursing Scholarships	1970-71 1975-76	241 516	\$ 300 \$ 300	\$ 72,250 \$ 154,800	Hospital Nursing Students
Massachusetts Special Education Scholarships	1970-71 1975-76	35 39	\$ 430 \$ 370	\$ 15,000 \$ 14,300	Students in Special Education
Massachusetts Dental Scholarship	1970-71 1975-76	185 136	\$ 690 \$ 900	\$ 126,600 \$ 122,400	Dental Students
Massachusetts Medical Scholarship	1970-71 1975-76	220 280	\$ 680 \$ 750	\$ 148,300 \$ 221,100	Medical (MD) Students
Consortium Scholarship Program	1972-73 1975-76	150 178	\$1,000 \$ 841	\$ 150,000 \$ 149,750	Students in Certain Programs
Massachusetts Reimbursement for Higher Education of Dependents of Certain Deceased Veterans	1970-71 1975-76	262 184	\$ 700 \$ 690	\$ 183,500 \$ 127,700	Dependents of Deceased Veterans
Non Need-Based					
Massachusetts Honor Scholarship	1970-71 1975-76	480 598	\$ 200 \$ 310	\$ 96,000 \$ 184,750	Resident Undergraduates
Massachusetts Scholarship for Children of POWs/MIAs, Deceased Firemen, Policemen and Correctional Officials	1970-71 1975-76	25 29	--- \$ 340	Not Applicable \$ 9,900	Dependents of Veterans/POWs/MIAs and Law/Fire Officers
Massachusetts Vietnam Veterans Program	1970-71 1975-76	15,000 16,000	Tuition Tuition	-0- -0-	Veterans

1 Estimated figure.

STUDENT ELIGIBILITY CRITERIA FOR STATE PROGRAMS

MASSACHUSETTS E1

<u>Programs</u>	<u>Acceptable Res- idency Status and Institutional Location</u>	<u>Accept- able Attend. Status</u>	<u>Acceptable Student Levels</u>	<u>Special Priority to Cont'g. Awards</u>	<u>Income Limits</u>	<u>Need Limits</u>
<u>Need-Based</u>						
<u>Grants</u>						
Massachusetts Board of Higher Education General Scholarships	Residents attending In/Out of State	Full-Time	All Under-graduates	Yes	Not Applicable	Not Applicable
Massachusetts Nursing Scholarships	Residents attending In/Out of State	Full-Time	All	Yes	Not Applicable	Not Applicable
Massachusetts Special Education Scholarships	Residents attending In/Out of State	Part-Time	All Under-graduates	Yes	Not Applicable	Not Applicable
Massachusetts Dental Scholarship	Residents attending In/Out of State	Full-Time	Graduates	Yes	Not Applicable	Not Applicable
Massachusetts Medical Scholarship	Residents attending In/Out of State	Full-Time	Graduates	Yes	Not Applicable	Not Applicable
Consortium Scholarship Program	Residents attending In-State	Full-Time	All Under-graduates	Yes	Not Applicable	Not Applicable
<u>Non Need-Based</u>						
Massachusetts Honor Scholarship	Residents attending In-State	Full-Time	All Under-graduates	Yes	Not Applicable	Not Applicable
Massachusetts Scholarship for Children of POWs/MIA's, Deceased Firemen, Policemen and Correctional Officials	Residents attending In-State	Full-Time	All Under-graduates	Yes	Not Applicable	Not Applicable
Massachusetts Vietnam Veterans Program	Residents attending In-State	Part-Time Half-Time Full-Time	All	No	Not Applicable	Not Applicable
Massachusetts Reimbursement for Higher Education of Dependents of Certain Deceased Veterans	Residents attending In/Out of State	Full-Time	All	Not Given	Not Given	Not Given

Automatic

INSTITUTIONAL ELIGIBILITY CRITERIA FOR STATE STUDENT-ASSISTANCE PROGRAMS

MASSACHUSETTS E2

<u>Programs</u>	<u>University and 4-Year Colleges</u>	<u>Community/ Junior Colleges</u>	<u>Voc./Tech. Schools</u>	<u>Proprietary</u>	<u>Special Types of Institutions</u>
Need-Based					
Grants					
Massachusetts Board of Higher Education General Scholarships	Public Private	Public	No	Yes ¹	No
Massachusetts Nursing Scholarships	No	No	No	No	Hospital Schools of Nursing
Massachusetts Special Education Scholarships	Public Private	No	No	No	No
Massachusetts Dental Scholarship	No	No	No	No	Dental Schools
Massachusetts Medical Scholarship	No	No	No	No	Medical Schools
Consortium Scholarship Program	Private	Private	No	No	No
Non Need-Based					
Massachusetts Honor Scholarship	Public	No	No	No	No
Massachusetts Scholarship for Children of POWs/MIAs, Deceased Firemen, Policemen and Correctional Officials	Public	Public C.C.	No	No	No
Massachusetts Vietnam Veterans Program	Public	Public C.C.	No	No	No
Massachusetts Reimbursement for Higher Education of Dependents of Certain Deceased Veterans	Public Private	Public	Yes ²	Yes ²	Yes ²

¹ Degree granting.
² State approved specialized post-secondary institutions.

NEED DETERMINATION CRITERIA FOR STATE PROGRAMS

MASSACHUSETTS E3

<u>Programs</u>	<u>Program Definition of Need</u>	<u>Is BEOG Application Required?</u>	<u>Expected Family Contribution (EFC) Method</u>	<u>Student Budget Includes What Items?</u>
Need-Based				
<u>Grants</u>				
Massachusetts Board of Higher Education General Scholarships	Dependent Student Need = Calculated Parental Contribution; Independent Student Need = Total Expenses - Resources	No	CSS	General Student Costs
Massachusetts Nursing Scholarships	Dependent Student Need = Calculated Parental Contribution; Independent Student Need = Total Expenses - Resources	No	CSS	General Student Costs
Massachusetts Special Education Scholarships	Those students programatically eligible whose calculated parental contributions make them just ineligible for General Scholarships.	No	CSS	General Student Costs
Massachusetts Dental Scholarship	Dependent Student Need = Calculated Parental Contribution; Independent Student Need = Total Cost - Resources	Not Applicable	CSS	General Student Costs
Massachusetts Medical Scholarship	Dependent Student Need = Calculated Parental Contribution; Independent Student Need = Total Cost - Resources	Not Applicable	CSS	General Student Costs
Consortium Scholarship Program	Need = Total Cost - Resources	No	CSS	General Student Costs

Budget includes tuition + fees + room + board + personal expenses (educationally related).

AWARD SIZE DETERMINATION CRITERIA FOR STATE PROGRAMS

MASSACHUSETTS E4

<u>Programs</u>	<u>Maximum Award Size?</u>	<u>What Award Size Determination Method Is Used?</u>	<u>How Is Award Priority Determined?</u>	<u>Who Ultimately Determines Award Amount?</u>
Need-Based				
Grants				
Massachusetts Board of Higher Education General Scholarships	\$ 900	By Board of Higher Education; by type of institution: (1) Private-\$900; (2) Mass. Public-\$300; (3) Non-Mass. Public-\$600.	From lowest parental contribution, \$-700, until funds run out. Renewal award limit higher than for new awards.	Board of Higher Education
Massachusetts Nursing Scholarships	\$ 300	One set stipend by policy of Board of Higher Education.	From lowest parental contribution, \$-700, until funds run out. Renewal award limit higher than for new awards.	Board of Higher Education
Massachusetts Special Education Scholarships	\$ 500	Maximum by statute: Private-\$500; Public-\$300 (Policy of Board of Higher Education).	Lowest calculated parental contribution not eligible for General Scholarship	State and Board of Higher Education
Massachusetts Dental Scholarship	\$ 900	By Board of Higher Education - Private-\$900; Public-\$600.	Up from lowest parental contribution (\$-700) and down from highest need, until funds are exhausted.	Board of Higher Education
Massachusetts Medical Scholarship	\$ 900	By Board of Higher Education - Private-\$900; Public-\$600.	Up from lowest parental contribution (\$-700) and down from highest need, until funds are exhausted.	Board of Higher Education
Consortium Scholarship Program	\$1,000	By institution taking into account both necessary and preferential conditions.	Renewals first; then new recipients. High need, commute status and high total loans also considered.	Institution

AWARD SIZE DETERMINATION CRITERIA FOR STATE PROGRAMS

MASSACHUSETTS E4

<u>Programs</u>	<u>Maximum Award Size?</u>	<u>What Award Size Determination Method Is Used?</u>	<u>How Is Award Priority Determined?</u>	<u>Who Ultimately Determines Award Amount?</u>
<u>Non Need-Based</u>				
Massachusetts Honor Scholarship	Tuition - \$500	By tuition levels set by four-year public colleges and universities.	By verbal plus mathematical total score on SAT test by senatorial district.	Institutional tuition
Massachusetts Scholarship for Children of POWs/MIAs, Deceased Firemen, Policemen and Correctional Officials	\$500	By tuition levels set by public colleges and universities.	None--Entitlement. Proof: Department of Defense or Retirement Board of Proof of Death.	Institutional tuition.
Massachusetts Vietnam Veterans Program	Tuition ²	By tuition levels set by public colleges and universities.	None--Entitlement if veteran is eligible--has service credited to Massachusetts.	Institutional tuition
Massachusetts Reimbursement for Higher Education of Dependents of Certain Deceased Veterans	\$750	Statute -- Costs up to \$750.	Non -- Entitlement	State Board of Higher Education

¹ Within prescribed limits of \$1,000 maximum and \$500 minimum set by Board of Higher Education.

² Currently \$500 undergraduates.

NUMBER OF NEED-BASED GRANT PROGRAM APPLICANTS

MASSACHUSETTS 'F1

DATA NOT AVAILABLE

	\$0- 5,999	\$6,000- 8,999	\$9,000- 11,999	\$12,000- 14,999	\$15,000- 19,999	\$20,000- & Over
INDEPENDENTS						
DEPENDENTS						

Income Level

DATA NOT AVAILABLE

WHITE	BLACK	HISPANIC	AMERICAN INDIAN	ASIAN	OTHER

Ethnic Status

DATA
NOT AVAILABLE

MEN	WOMEN

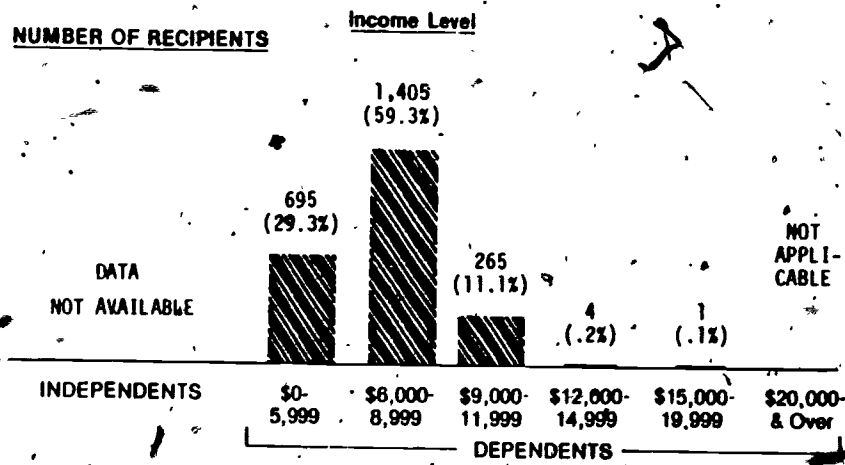
Sex

NUMBER OF NEED-BASED GRANT PROGRAM RECIPIENTS AND AVERAGE AWARD SIZE

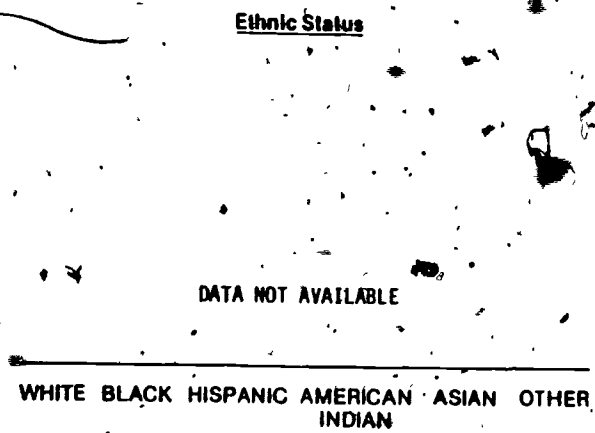
F2

MASSACHUSETTS


NUMBER OF RECIPIENTS





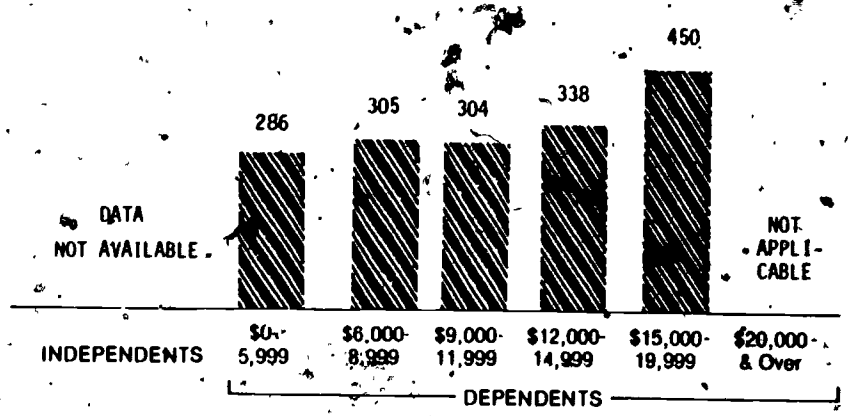
Ethnic Status



Sex



AVERAGE AWARD SIZE



These data were taken from the Financial Status and Performance Report for the Reporting Period July 1, 1975, to September 30, 1976, and only reflect the distribution of the federal portion of the "Number of Recipients" and "Average Award Size." These data do not differentiate between dependent and independent students.

SOURCES AND DISTRIBUTION OF NEED-BASED GRANT PROGRAM FUNDS

THESE FIGURES FOR THE 1975-76 SCHOOL YEAR PERTAIN TO:

- MASSACHUSETTS BOARD OF HIGHER EDUCATION GENERAL SCHOLARSHIPS

STATE APPROPRIATIONS

\$11,515,000 94.2%

PRIVATE GIFTS

STATE PROGRAM

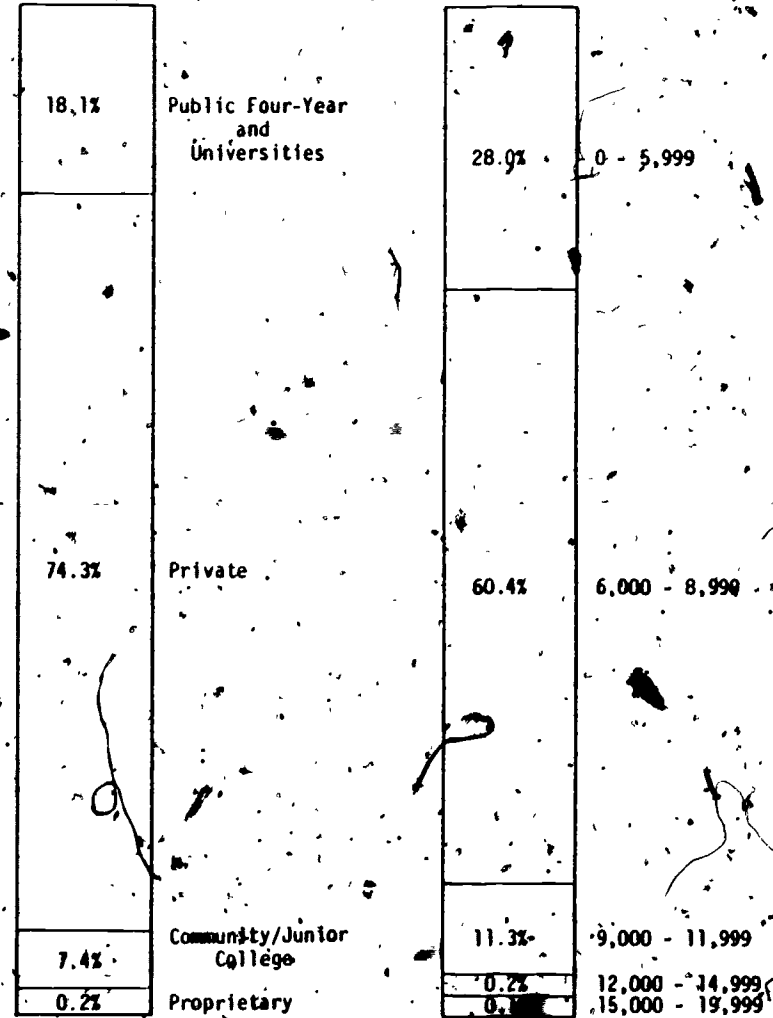
\$709,210 5.8%

FEDERAL SSIG PROGRAM

These data were taken from the Financial Status and Performance Report for the Reporting Period July 1, 1975, to September 30, 1976. The figures pertaining to the distribution of funds by institutional sector and student income categories only reflect the distribution of the federal portion of the total dollars.

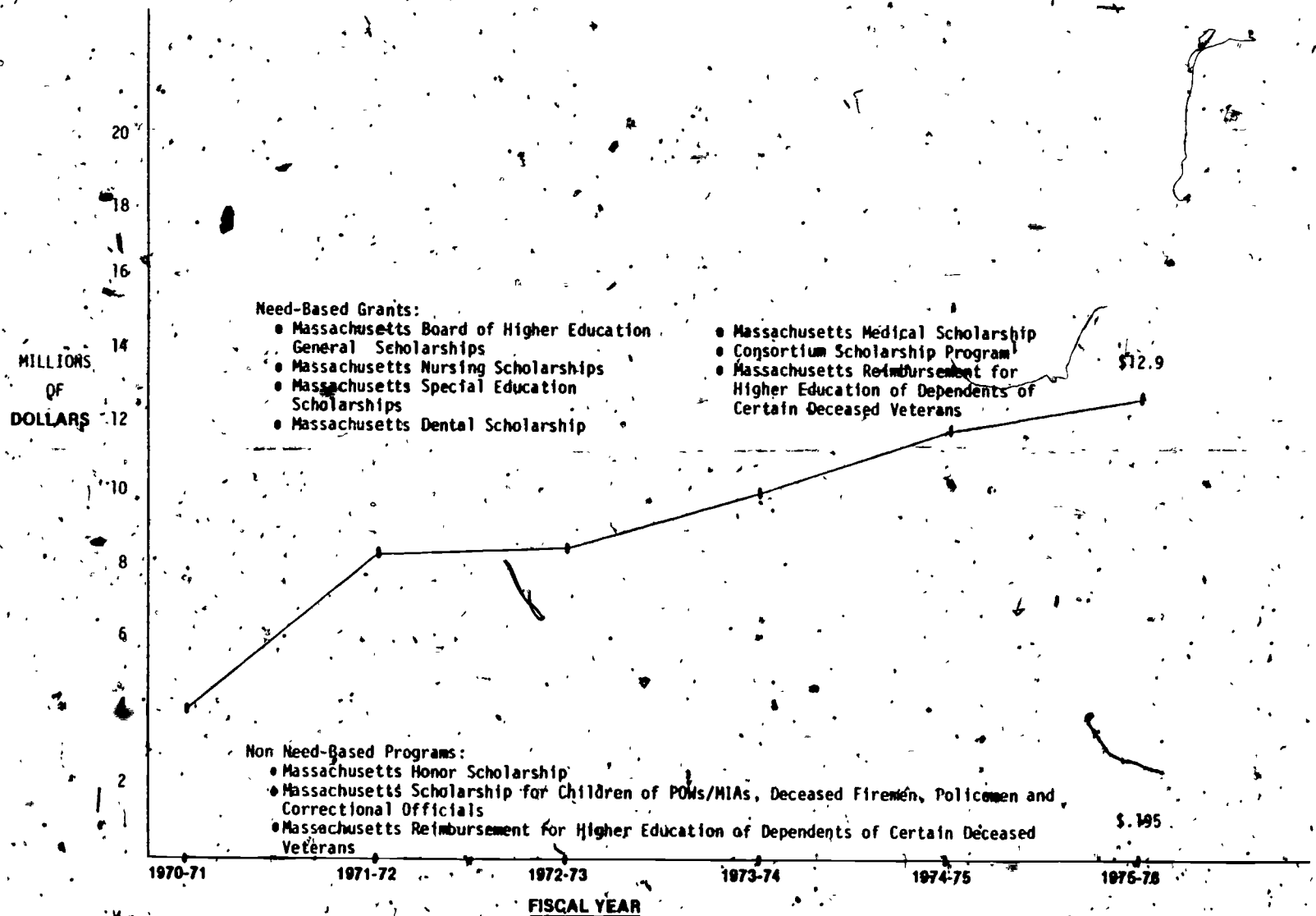
INSTITUTIONAL SECTORS

STUDENT INCOME CATEGORIES



HISTORIC STATE EXPENDITURES ON STUDENT ASSISTANCE PROGRAMS

MASSACHUSETTS- G2

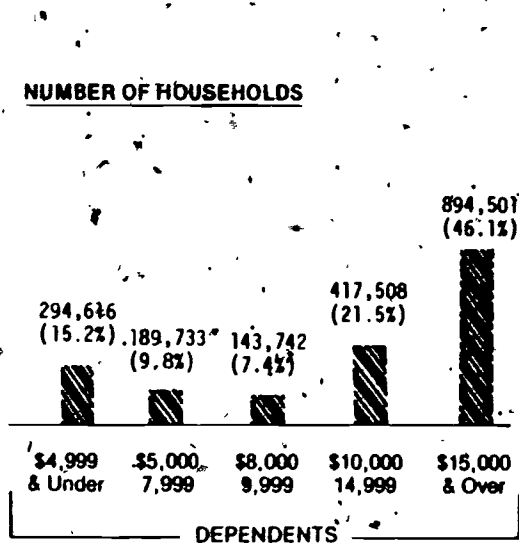


1972-73 first year of program.

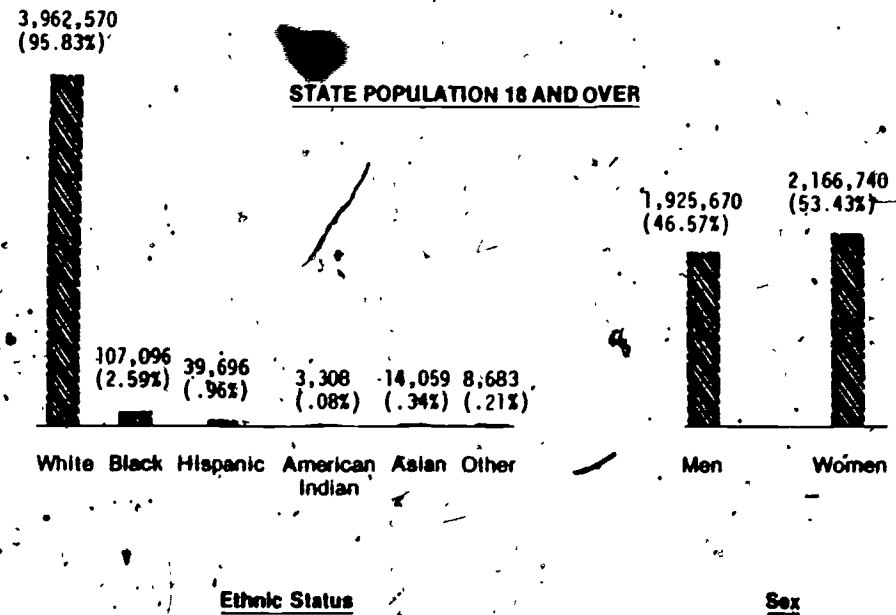
STATE POPULATION PROFILE

MASSACHUSETTS H1

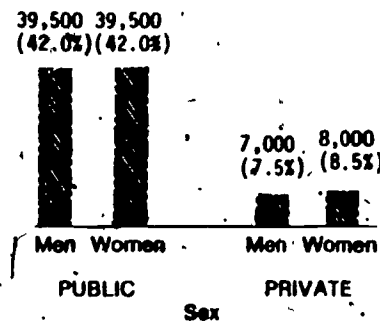
NUMBER OF HOUSEHOLDS



STATE POPULATION 18 AND OVER



STATE HIGH SCHOOL GRADUATES

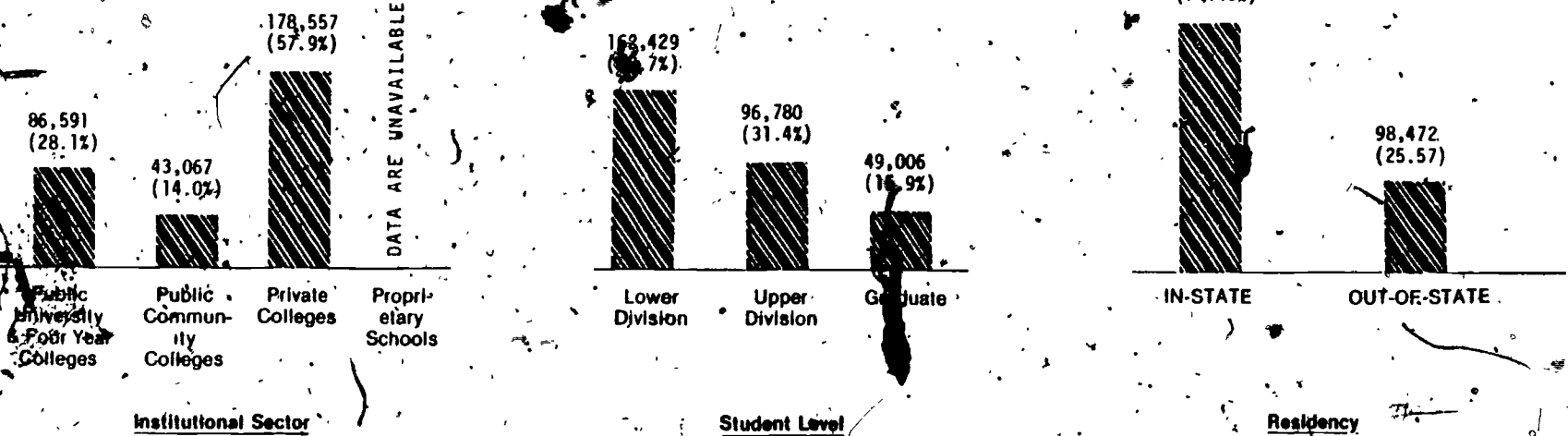
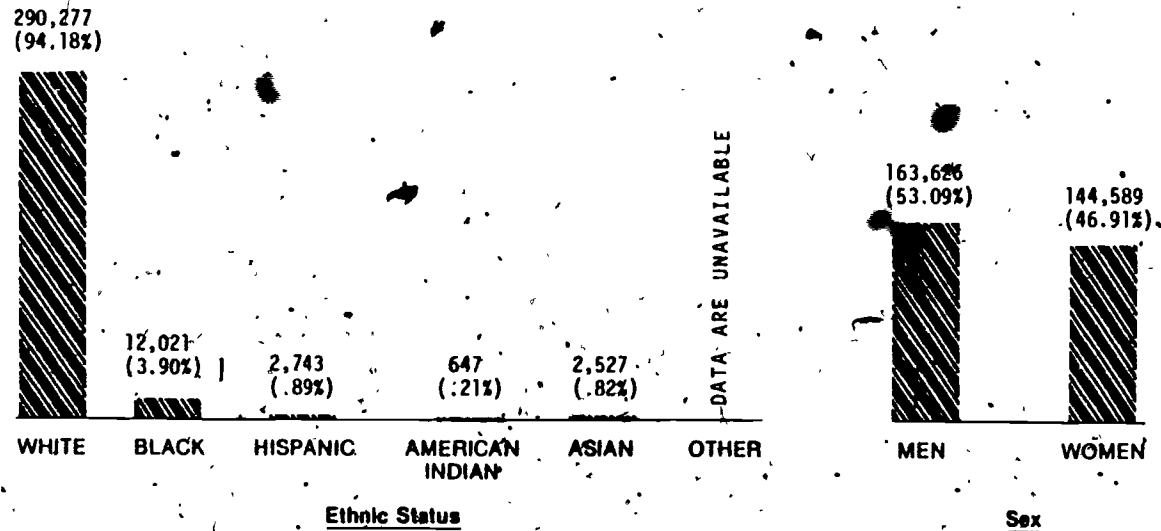


(c) Sales and Marketing Management 1977 Survey of Buying Power Data Service

STATE POSTSECONDARY EDUCATION STUDENT ENROLLMENTS

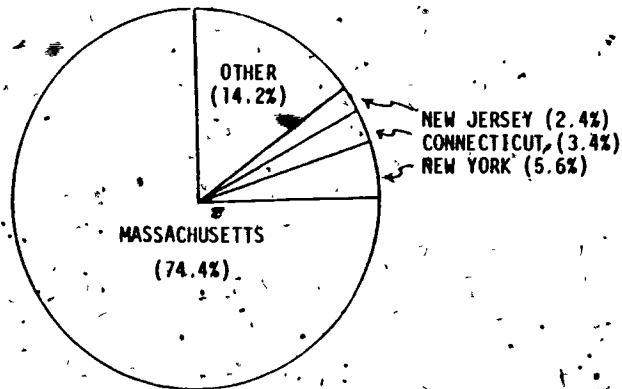
MASSACHUSETTS H2

(Figures in Thousands)




INTERSTATE MIGRATION OF STUDENTS

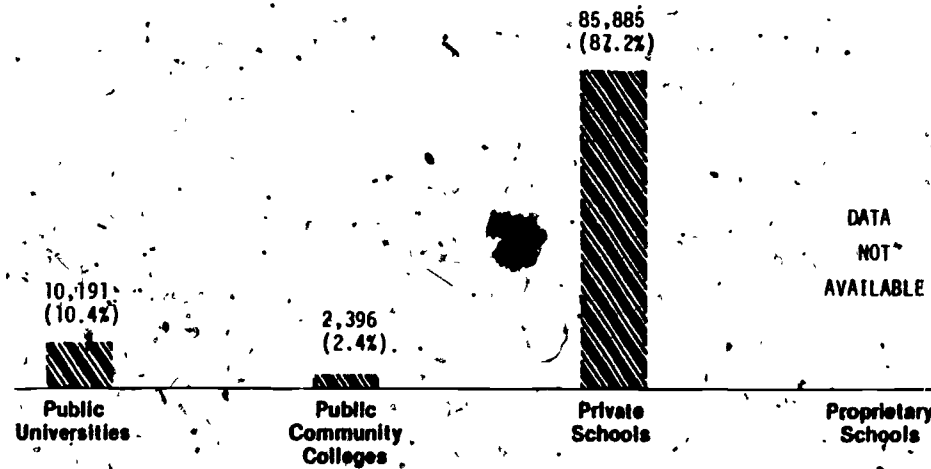
MASSACHUSETTS H3



RESIDENT AND NON-RESIDENT STUDENTS ATTENDING IN-STATE INSTITUTIONS



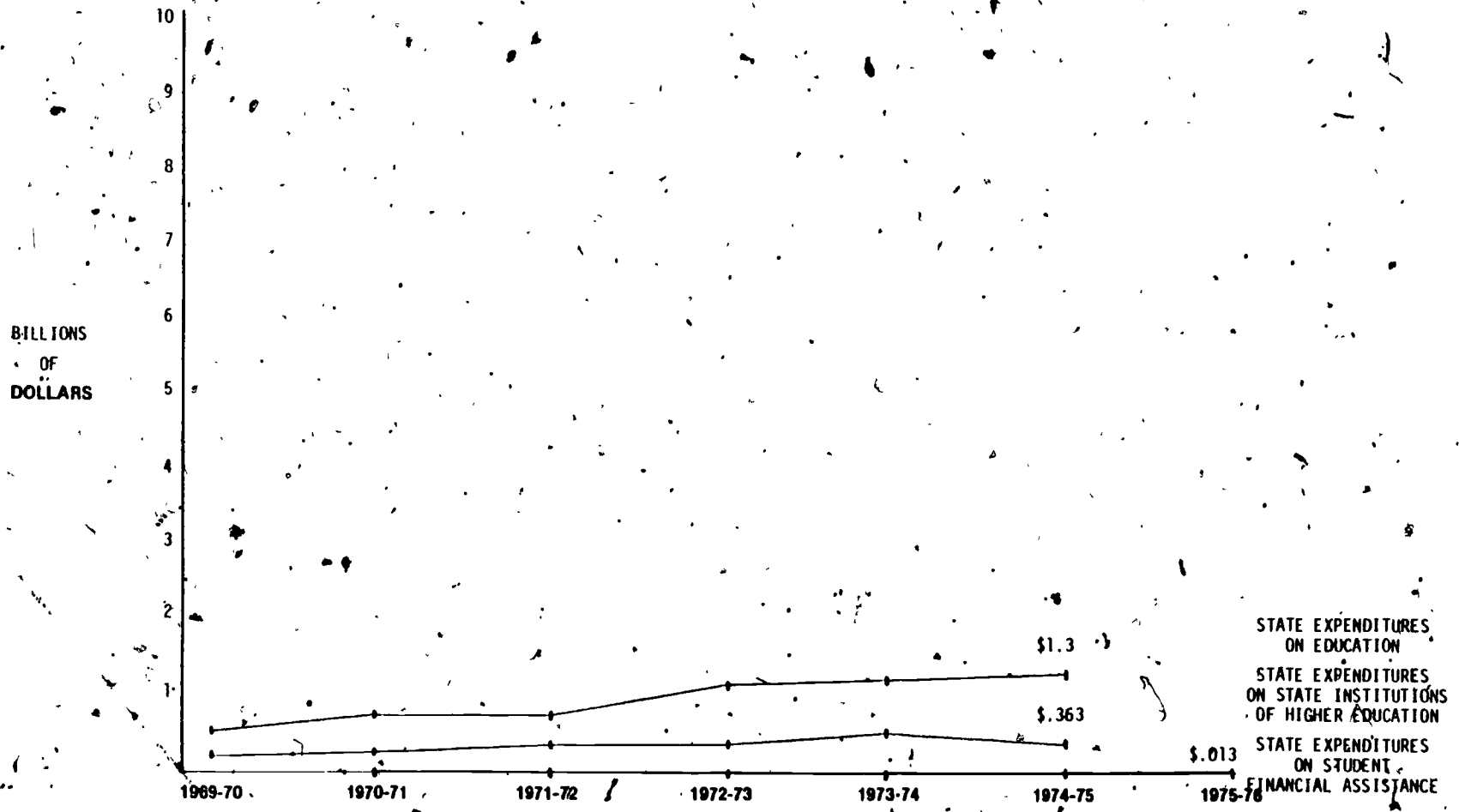
RESIDENT STUDENTS ATTENDING IN-STATE AND OUT-OF-STATE INSTITUTIONS



INSTITUTIONAL SECTOR
(Out-of-State Students In School In-State)

STATE EXPENDITURE ON POSTSECONDARY EDUCATION STUDENT ASSISTANCE

MASSACHUSETTS 11



THESE DATA PERTAIN TO:

- MASS. BOARD OF HIGHER EDUCATION GENERAL SCHOLARSHIPS
- MASS. NURSING SCHOLARSHIPS
- MASS. SPECIAL EDUCATION SCHOLARSHIPS
- MASS. DENTAL SCHOLARSHIP

FISCAL YEAR

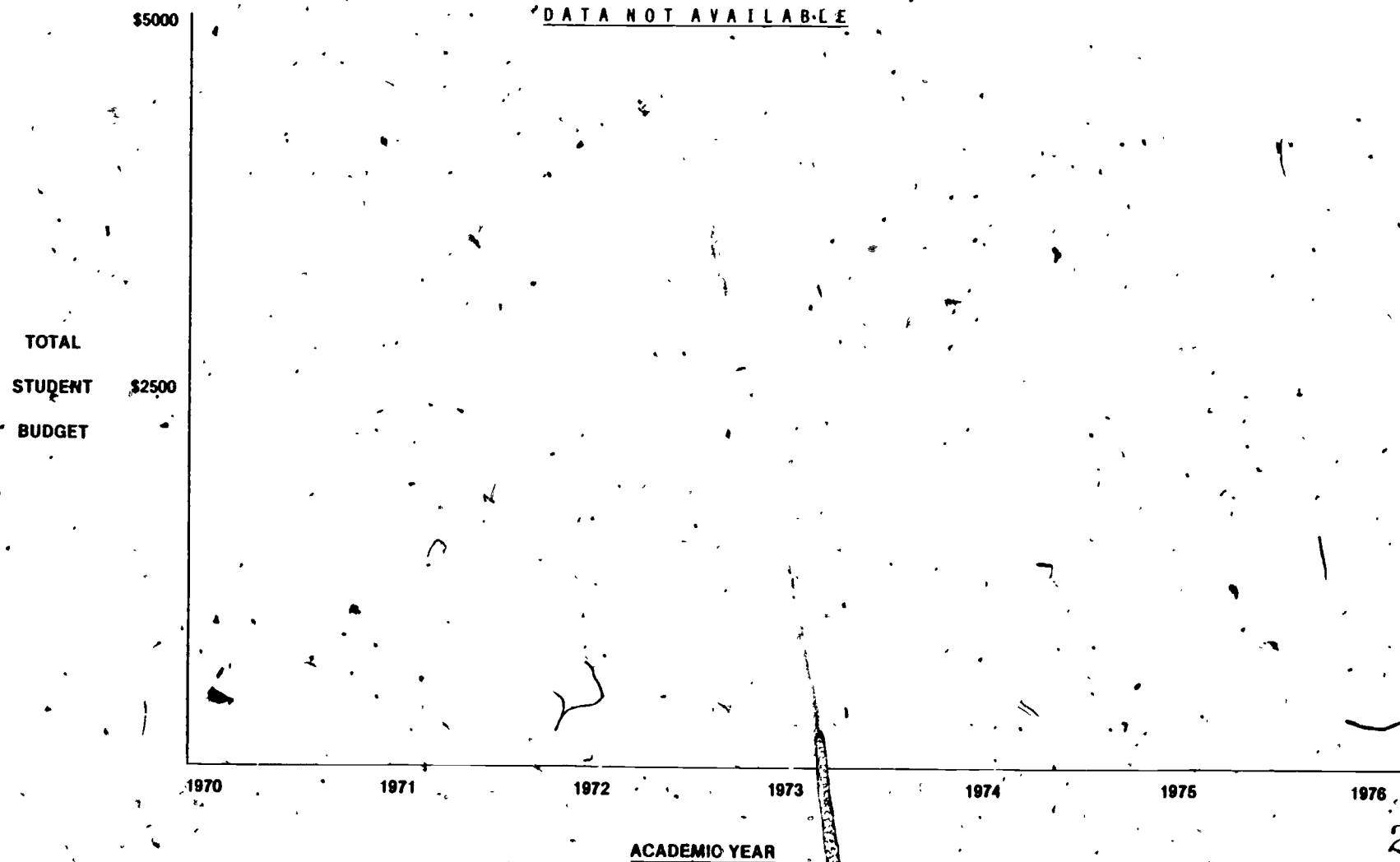
- MASS. MEDICAL SCHOLARSHIP
- CONSORTIUM SCHOLARSHIP PROGRAM
- MASS. REIMBURSEMENT FOR HIGHER EDUCATION OF DEPENDENTS OF CERTAIN DECEASED VETERANS

- MASS. HONOR SCHOLARSHIP
- MASS. SCHOLARSHIP FOR CHILDREN OF POWS/MIAS, DECEASED FIREMEN, POLICEMEN AND CORRECTIONAL OFFICIALS

**GROSS COSTS TO STUDENTS ATTENDING SCHOOL
BY POSTSECONDARY EDUCATION SECTORS**

MASSACHUSETTS

12

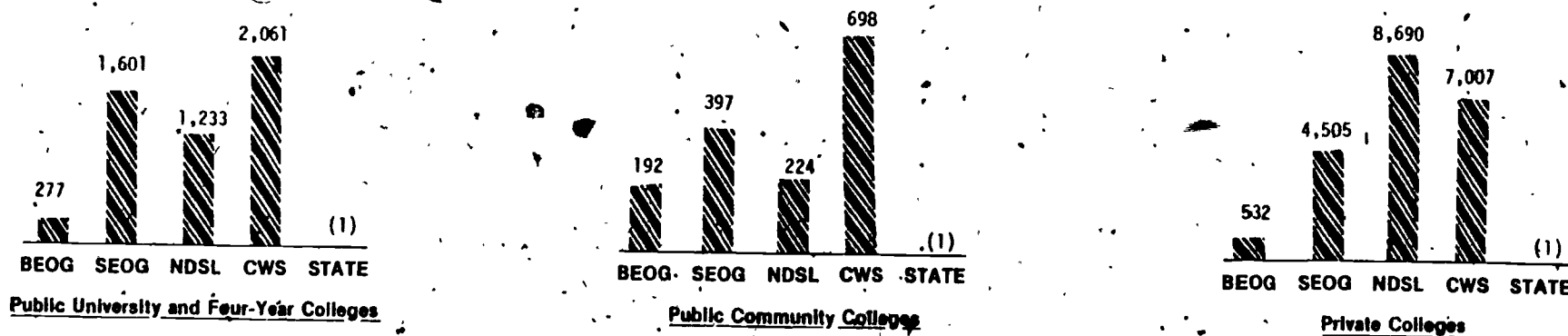


292

**LEVELS OF FEDERAL AND STATE PROGRAM FUNDING.
BY INSTITUTIONAL SECTOR**

MASSACHUSETTS 13

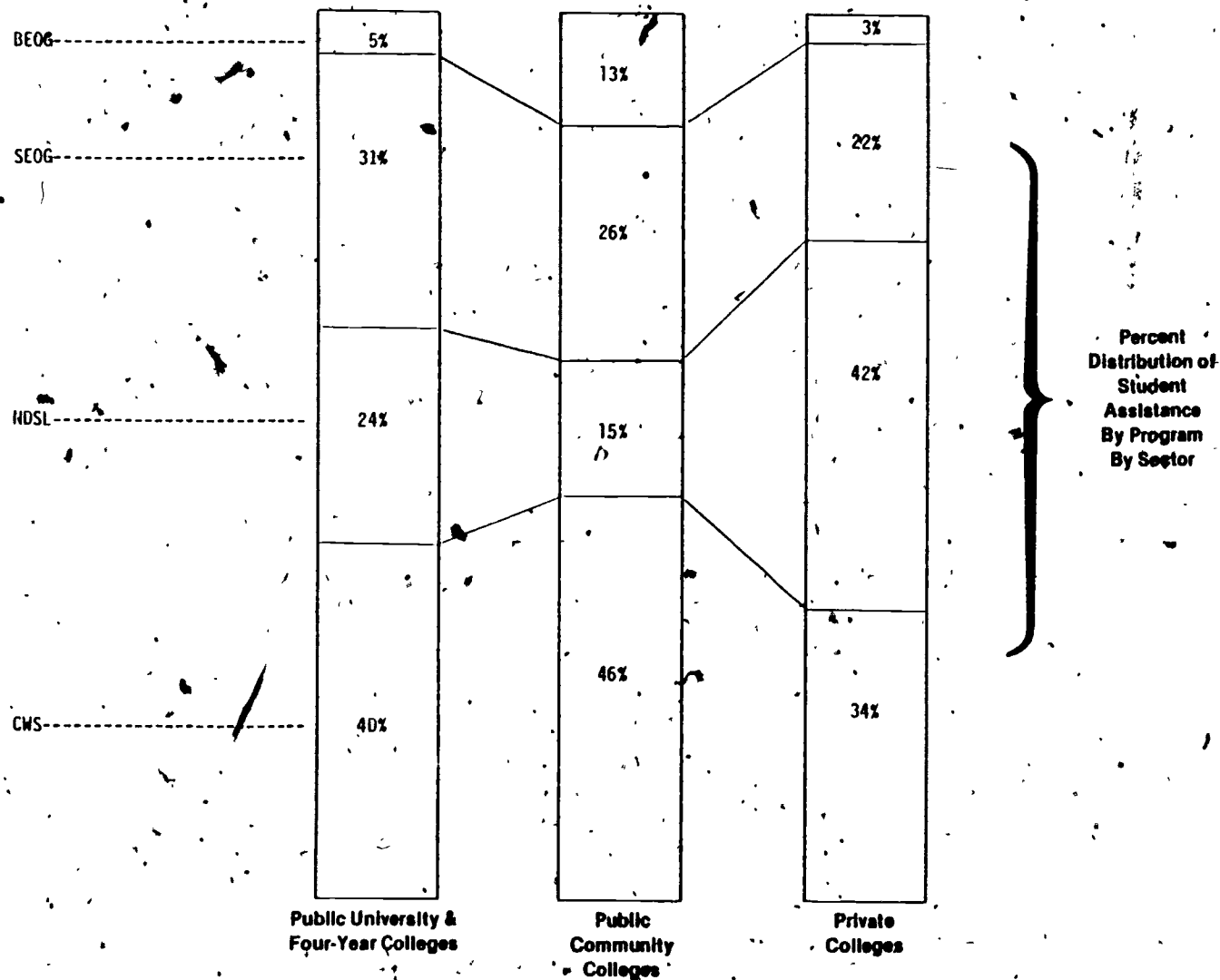
(Figures in thousands)



(1) The data pertaining to state dollars awarded by institutional sector are unavailable.

RELATIVE IMPORTANCE OF FEDERAL AND STATE PROGRAM FUNDING BY SECTOR

MASSACHUSETTS 14



The data pertaining to state dollars awarded by institutional sector are unavailable.

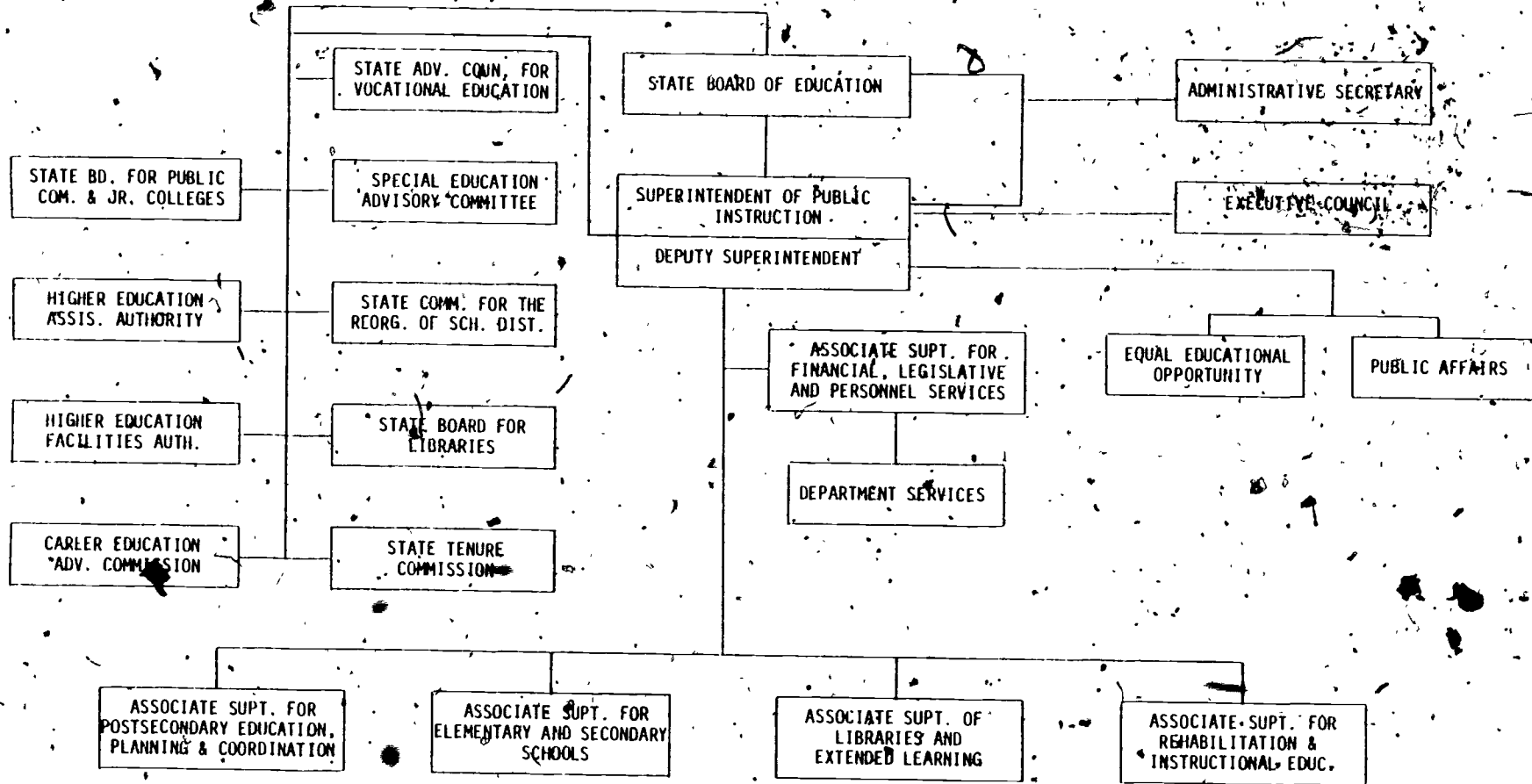
DESCRIPTIONS OF PROGRAM OFFICES AND AGENCIES AND CORRESPONDING PROGRAM RESPONSIBILITIES

MICHIGAN A1

The Higher Education Assistance Authority has statutory responsibility for program rules and policies, subject to concurrence on the part of the State Board of Education. The Governor's office (specifically the Bureau of the Budget) makes annual appropriation recommendations, and occasional program policy changes, to the legislature. These recommendations are usually refinements of specific proposals generated within the Department of Education and approved by the State Board of Education. The Governor's office relies on data and proposals formulated by the Department of Education.

1. Michigan Competitive Scholarship Program
2. Michigan Tuition Grant Program
3. Student Guaranteed Loan Program
4. State Direct Loan Program
5. Legislative Merit Award Program
6. Roy Johnson Trust Fund

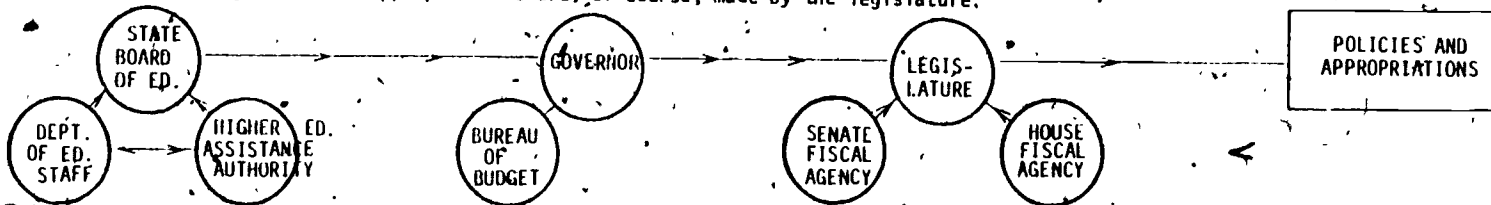
RELATIONSHIPS OF STATE AGENCIES



This organizational chart shows the relationship of the Student Assistance programs to the entire Department of Education. The Higher Education Assistance Authority has statutory responsibility for program rules and policies, subject to concurrence on the part of the State Board of Education. (The State Board of Education is the 1202 Commission in Michigan.)

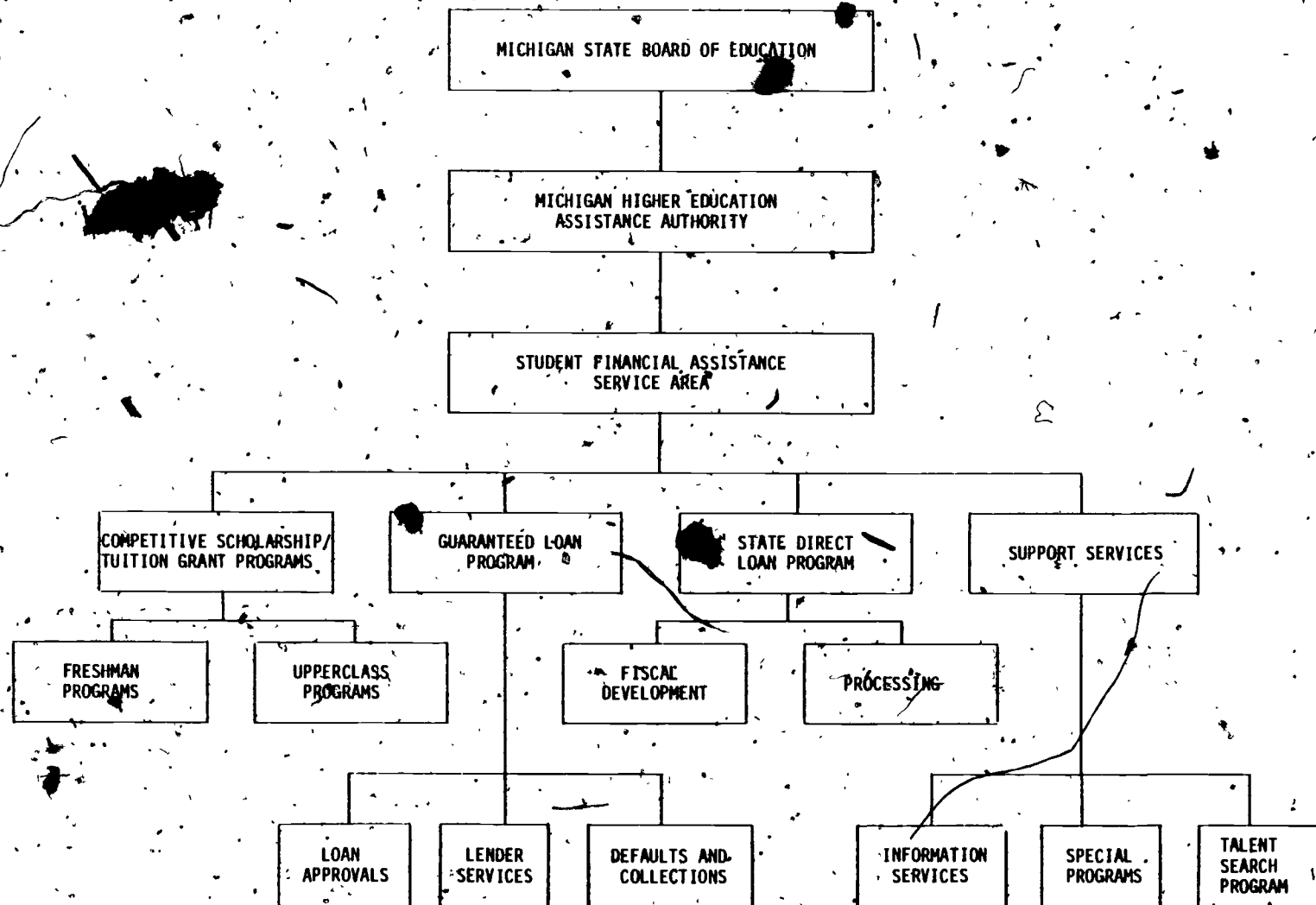
The Governor's office (specifically the Bureau of the Budget) makes annual appropriation recommendations, and occasional program policy changes, to the legislature. These recommendations are usually refinements of specific proposals generated within the Department of Education and approved by the State Board of Education. The Governor's office does very little in the way of in-depth program analysis itself. It relies on data and proposals formulated by the Department of Education.

The legislature, through the Senate and House Fiscal Agencies, reviews and modifies recommendations made by the Governor. Final policy decisions and actual appropriations are, of course, made by the legislature.



STATE AGENCY ORGANIZATION

MICHIGAN B1



**MANAGEMENT RELATIONSHIPS BETWEEN THE STATE AGENCY
AND OTHER STATE AGENCIES/INSTITUTIONS**

MICHIGAN B2

<u>WHO ACCOMPLISHES THE FOLLOWING?</u>	<u>STATE PROGRAM OFFICE</u>	<u>INSTITUTIONAL FINANCIAL AID OFFICER</u>	<u>OTHER OFFICES OR AGENCIES</u>
Processing of Applications			
• Verification of Student Application Information	X	X	
• Identification of Eligible Recipients	X		ACT through administration of national ACT examination.
• Determination of Award Size	X		
• Assignment of Priority to Awards	X		
• Formally Approves Award	X		
Makes Payment to Student (or Credits Student Account)	X	X	
Makes Post-Award Adjustments	X	X	
Initiates the Prosecution of Possible Fraudulent Student applications	X		
Publicizes Award Availability	X	X	

STATE PROGRAM OFFICE DEFINITIONS FOR SELECTED TERMS

MICHIGAN B3

<u>DEFINITIONS USED BY STATE PROGRAM OFFICES</u>	<u>STATE DEFINITION SPECIFIED BY</u>	<u>STATE DEFINITION COMMONLY USED BY ALL INSTITUTIONS</u>		<u>STATE DEFINITION CONSISTENT ACROSS ALL STATE PROGRAMS</u>
		<u>PUBLIC</u>	<u>PRIVATE</u>	
Half-Time Student - As defined by written policy of school attended. In absence of written policy, six credits per term is considered as half-time.	Interpretation	Unavailable	Unavailable	Yes
State Resident - Maintains domicile (lives, votes, pays taxes, etc.) within the state for a minimum of 12 continuous months prior to application.	Interpretation	Unavailable	Unavailable	Yes
Independent Student - Not claimed as tax exemption by parents, not residing with parents for more than a two-week period during previous 12 months, and not receiving more than \$600 aid from parents during 12 months.	Interpretation	Unavailable	Unavailable	Yes
Non-Profit Institution - Certified as not-for-profit on incorporation papers as an educational institution.	Interpretation	Unavailable	Unavailable	Yes
Satisfactory Academic Progress - Minimum cumulative "C" average (2.0 on 4.0 scale) for scholarship program. For other programs, continued enrollment "in good standing" as defined by school attended.	Interpretation	Unavailable	Unavailable	
United States Citizenship - Actual U.S. citizenship or permanent resident status with signed declaration of intent to become a citizen.	Interpretation	Unavailable	Unavailable	Yes

INFORMATION FLOW BETWEEN THE STATE PROGRAM OFFICE AND VARIOUS FEDERAL OFFICES

MICHIGAN B4

FEDERAL OFFICES	TYPE OF INFORMATION PROVIDED BY STATE STUDENT-AID AGENCY	TYPE OF INFORMATION RECEIVED BY STATE STUDENT-AID AGENCY	PERCEPTION OF ADEQUACY OF INFORMATION FLOW
SSIG Office	Summaries	Summaries Regulations	Adequate
BEOG Office	None	Summaries Applications Regulations	Adequate
Regional OE Student Assistance Office (Campus-Based Programs)	Summaries	Summaries Regulations	Marginal
Washington OE Office (Campus-Based Programs)	None	Summaries Regulations	Inadequate
FISL/GSL Office	Summaries Regulations Recipients	Summaries Regulations	Marginal
STATE/INSTITUTIONAL OFFICES			
Public Institutions	Summaries Recipients Regulations	Applications Terminations	Adequate
Private Institutions	Summaries Recipients Applications	Regulations Terminations	Adequate
Governor/Budget Office	Summaries Regulations	Regulations	Adequate
State Legislature (Including Committee Staffs)	Summaries Recipients Regulations	Regulations	Adequate

MANAGEMENT STAFFING OF STATE PROGRAM OFFICES

MICHIGAN B5

<u>MANAGEMENT FUNCTION</u>	<u>PERCENTAGE OF STAFF EFFORT</u>	<u>STAFF ASSISTANCE FROM OTHER AGENCIES COMMENTS</u>
APPLICATIONS PROCESSING (Includes verification of student information, need analysis, award determination, etc)	60 ¹	3 - Other agency effort involves data processing personnel in central Department of Education Data Center
RESPONDING TO REQUESTS FOR INFORMATION (Includes federal requests for information, parent/student inquiries, testimony in hearings, etc)	20 ¹	
PROGRAM REVIEW (Includes on-site visits to institutions, formal/informal audits, etc.)	2 ¹	
PUBLIC RELATIONS AND INFORMATION DISSEMINATION (Includes parent/student workshops, work on promotional literature, etc.)	6 ¹	
GENERAL ADMINISTRATION (Includes executive personnel, staff training and development, regulations and guidelines, preparation of summary statistics, etc.)	6 ¹	
OTHER MANAGEMENT ACTIVITIES (Includes any special staff activities which do not clearly fall in one of the above categories)	6 ¹	Includes Department of Education responsibilities not directly related to financial aid.

¹ Response is based on a reasonable estimation or approximation.

**STATE AGENCY CALENDAR OF EVENTS FOR NEED-BASED
PROGRAMS FOR 1976-77 SCHOOL YEAR**

MICHIGAN B6

MONTH/YEAR

EVENTS

OCTOBER 1975 Agency budget presented to governors office or budget bureau

NOVEMBER 1975 Agency completes training workshops for students or counselors

DECEMBER 1975 Agency makes student-aid applications available

JANUARY 1976 1) Agency budget presented to legislature
2) Deadline for student-aid applications - Freshmen

MARCH 1976 Deadline for student-aid applications - Upperclassmen

APRIL 1976 Agency announces award winners (Freshmen)

MAY 1976 BEOG applications information received from federal office

JUNE 1976 1) Legislature appropriates student assistance funds
2) Agency announces award winners (Upperclass)

AUGUST 1976 First semester payments made

DECEMBER 1976 1) Last date at which
award changes and
adjustments are made
2) Second semester pay-
ments made

**PROGRAM AND FISCAL CONTROLS OF PROGRAMS
OPERATED BY STATE AGENCY**

MICHIGAN B7

<u>PROGRAM CONTROLS</u>	<u>CONTROL USED SAMPLE OR TOTAL POPULATION STUDIED</u>	<u>AGENCY/OFFICE UNDERTAKING CONTROLS</u>	<u>SPECIAL ACTIONS COMMENTS</u>
A <u>Control on Student Application Data Accuracy</u>			
1. Match Against Tax Forms?	Yes, All Freshmen; 10% Other	State ¹	Award adjusted or canceled
2. Match Against BEOG Applications?		State ¹	
3. Match Against Institutional Student Records?	Yes, All	State	
4. Warnings of Prosecution?	Yes, All		
5. Prosecution?			
B <u>Controls on Attendance and/or Progress</u>			
1. Check on Enrollment/Initial Attendance?	Yes, All	Institution, State,	Award canceled if not enrolled.
2. Check on Mid-Term Attendance?	Yes	Institution	
3. Check on Course Completion?			
4. Check on Academic Progress Before Award?	Yes, All Renewal Scholarship Awards	Institution, State	Award canceled if not meeting eligibility criteria
5. Partial Awards?			
C <u>Controls on Award Size</u>			
1. Check to Make Sure Other Awards Actually Made?	Yes, All	Institution	Award adjusted, if necessary
2. Match Against BEOG, Campus-Based Award Files?	Yes, All	Institution	
3. Re-Check to Ensure Award Adjustments Actually Made?			
4. Second Review of Aid Packages?			
D <u>Controls on Institutional Student-Aid Operations</u>			
1. Independent Program Audits?	All such controls are based on individual institutional policy.		
2. Aid Officer Bonding?			
3. Aid Officer Certification?			
4. Double Signatures on All Fund Transfers?			
E <u>Controls on Central Administrative Staff Operations</u>			
1. Independent Program Audits?	Yes, Periodic by Auditor Gen.	State	Depends on nature of problem
2. Bonding of Staff Members?			
3. Double Signatures on All Fund Transactions?	Yes, All	State	Discrepancies corrected

¹ Varies from school to school based on their own policies.

PROGRAM INFORMATION DISSEMINATION PROCEDURES USED FOR STATE NEED BASED PROGRAMS

MICHIGAN C1

TYPE OF INFORMATION PROVIDED

<u>INFORMATION PROVIDED THROUGH</u>	<u>APPLICATION FORMS</u>	<u>ELIGIBILITY CONDITIONS</u>	<u>FILING/CLOSING DATES FOR STATE PROGRAMS</u>	<u>INFORMATION ON THE COST OF ATTENDANCE AT VARIOUS TYPES OF INSTITUTIONS</u>	<u>INFORMATION ABOUT APPLYING FOR AID FROM OTHER SOURCES</u>	<u>INFORMATION ON PENALTIES FOR PROVIDING FRAUDULENT DATA</u>
1. High School Counselors	X	X	X	X	X	X
2. College Financial Aid Officers	X	X	X	X	X	X
3. Direct Mailings to Graduating High School Students or Parents ¹	X	X	X			
4. High School Meetings or Workshops	X	X	X	X	X	X
5. College Admissions Office ²	X	X	X	X	X	X
6. Newspaper News Releases and Public Service Announcements		X	X	X	X	
7. Radio, Television News Releases and Public Service Announcements		X	X	X	X	
8. Social Service Agencies ²		X	X	X	X	
9. Other (Please Specify) College Night Programs; Limited Computer/Terminal Hookups		X	X	X	X	

¹ Only to those students who have qualified through participation in state scholarship examination

² Information brochure printed in Spanish distributed by local Spanish organizations.

316

DESCRIPTIONS OF STATE-SPONSORED STUDENT ASSISTANCE PROGRAMS

MICHIGAN D1

Michigan Competitive Scholarship Program - A grant program to provide access and choice for academically able resident students who demonstrate need for financial assistance. Recipients must attend in-state schools.

Michigan Tuition Grant Program - A grant program to provide opportunity for needy resident students to exercise choice of enrolling at higher cost in-state private colleges and universities.

Student Guaranteed Loan Program - A loan program to provide extension of postsecondary educational opportunities for Michigan students who need funds to supplement their own resources.

State Direct Loan Program - A loan program to provide funds for educational expenses to financially needy Michigan students unable to obtain a loan through the Guaranteed Student Loan Program.

Legislative Merit Award Program - A grant program to provide recognition and incentive to outstanding resident students without regard to family financial circumstances in attending in-state or out-of-state schools.

Michigan Veterans Trust Fund for War Orphans - A grant program for dependents of Veterans, POWs and MIAs who are resident students attending in-state public schools.

Roy Johnson Trust Fund - A grant program to provide assistance to needy blind students for graduate/professional level study at in-state public and private universities.

BASIC STATE PROGRAM INFORMATION

MICHIGAN D2

<u>Programs</u>	<u>Year</u>	<u>Number of Awards</u>	<u>Average Full-Time Award Size</u>	<u>Total Dollars Awarded</u>	<u>Eligible Population</u>
<u>Need-Based</u>					
<u>Grants</u>					
Michigan Competitive Scholarship Program	1970-71	15,565	\$ 463	\$ 7,212,529	Resident Undergraduates
	1975-76	15,971	\$ 670	\$10,691,331	
Michigan Tuition Grant Program	1970-71	7,885	\$ 618	\$ 4,876,827	Resident Undergraduates and Graduates
	1975-76	9,484	\$1,028	\$ 9,748,899	
Ray Johnson Trust Fund ¹	1976	3	\$1,233	\$ 3,700	Handicapped
<u>Loans</u>					
State Direct Loan Program ²	Not Applicable-----				Resident Undergraduates and Graduates
<u>Non Need-Based</u>					
Student Guaranteed Loan Program	1970-71	17,797	\$ 928	\$16,519,905	Resident Undergraduates and Graduates
	1975-76	20,168	\$1,209	\$24,389,714	
Legislative Merit Award Program ³	Not Applicable-----				Resident Undergraduates
Michigan Veteran's Trust Fund for War Orphans ⁴	1970-71	882	\$ 399	\$ 342,560	Dependents of Veterans
	1975-76	1,298	\$ 636	\$ 824,924	

¹ This program is supported by a bequest to the state of Michigan.

² New program. First loans approved in January 1977.

³ New program. First awards will be made in 1977.

⁴ Eligibility limited to children of veterans whose death or total disability was due to wartime military service.

STUDENT ELIGIBILITY CRITERIA FOR STATE PROGRAMS

MICHIGAN E1

<u>Programs</u>	<u>Acceptable Residency Status</u>	<u>Acceptable Attend. Status</u>	<u>Acceptable Student Levels</u>	<u>Special Priority to Cont'g. Awards</u>	<u>Income Limits</u>	<u>Need Limits</u>
<u>Need-Based</u>						
<u>Grants</u>						
Michigan Competitive Scholarship Program	Residents attending In-State	Full-Time	All Under- graduates	Yes	None	\$1.00
Michigan Tuition Grant Program	Residents attending In-State	Full-Time Half-Time	All	No	None	\$1.00
Roy Johnson Trust Fund	Residents attending In-State and Non- Residents	Full-Time Half-Time	Graduates	Yes	None	None
<u>Loans</u>						
State Direct Loan Program	Residents attending In/Out of State	Full-Time Half-Time	All	No	\$25,000 ¹	Not Applicable
<u>Non Need-Based</u>						
Student Guaranteed Loan Program	Residents attending In/Out of State & Non-Residents	Full-Time Half-Time	All	No		
Legislative Merit Award Program	Residents attending In/Out of State	Full-Time Half-Time Part-Time	All Under- graduates	No		
Michigan Veteran's Trust Fund for War Orphans	Residents attending In-State	Full-Time Half-Time Part-Time	Undergraduates & Graduates	No		

¹ Adjusted income cannot exceed \$25,000.

INSTITUTIONAL ELIGIBILITY CRITERIA FOR STATE STUDENT-ASSISTANCE PROGRAMS

MICHIGAN EE

<u>Programs</u>	<u>University and 4-Year Colleges</u>		<u>Community/ Junior Colleges</u>	<u>Voc./Tech. Schools</u>	<u>Proprietary</u>	<u>Special Types of Institutions</u>
<u>Need-Based</u>						
<u>Grants</u>						
Michigan Competitive Scholarship Program	Public Private		Public Private	No	No*	No
Michigan Tuition Grant Program	Private		Private	No	No	No
Roy Johnson Trust Fund	Public Private	Graduate Only	No	No	No	No
<u>Loans</u>						
State Direct Loan Program	Public Private		Public Private	Yes	Yes	Yes
<u>Non Need-Based</u>						
Student Guaranteed Loan Program	Public Private		Public Private	Yes	Yes	Yes
Legislative Merit Award Program	Public Private		Public Private	Yes	Yes	No
Michigan Veteran's Trust Fund for War Orphans	Public		Public	No	No	No

*Unless degree granting.

NEED DETERMINATION CRITERIA FOR STATE PROGRAMS

MICHIGAN E3

<u>Programs</u>	<u>Program Definition of Need</u>	<u>Is BEOG Application Required?</u>	<u>Expected Family Contribution (EFC) Method</u>	<u>Student Budget Includes What Items?</u>
<u>Need-Based</u>				
<u>Grants</u>				
Michigan Competitive Scholarship Program	Need = Budget - EFC	No	Consensus	Tuition/Fees
Michigan Tuition Grant Program	Need = Budget - EFC	No	Consensus	Tuition/Fees
Roy Johnson Trust Fund	Need = Total Academic Year Expenses - Available Resources	No	General estimate of financial resources	All
<u>Loans</u>				
State Direct Loan Program	Need = Educational Expenses - Resources Available	No	Not Applicable	All

AWARD SIZE DETERMINATION CRITERIA FOR STATE PROGRAMS

MICHIGAN E4

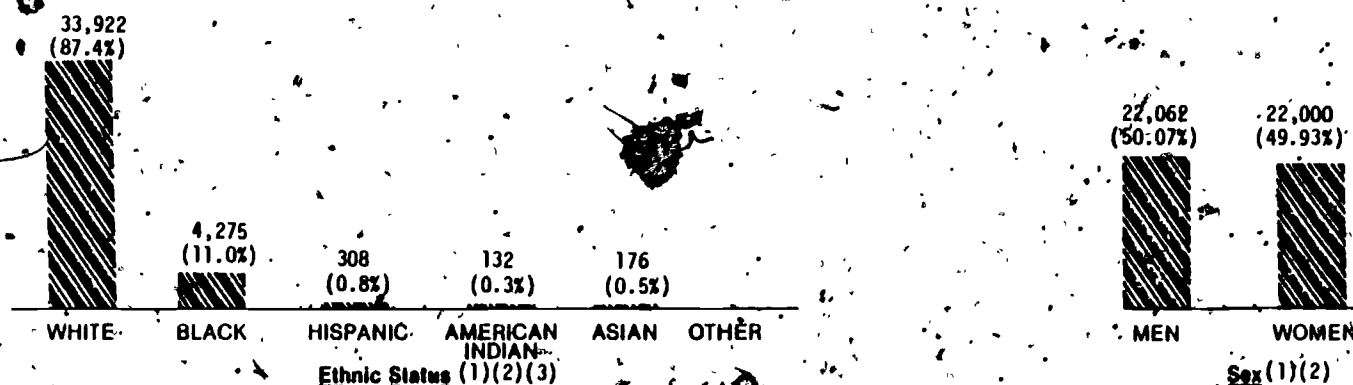
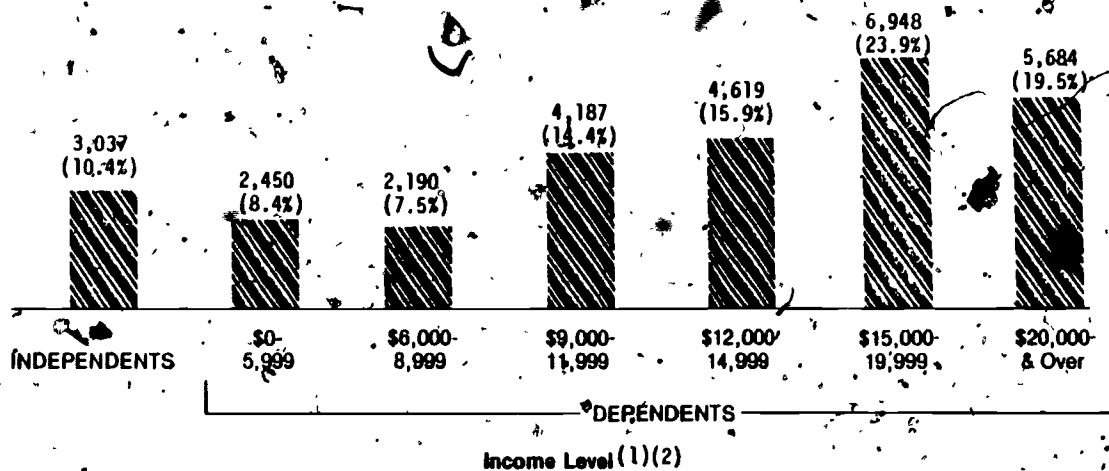
<u>Programs</u>	<u>Maximum Award Size?</u>	<u>What Award Size Determination Method Is Used?</u>	<u>How Is Award Priority Determined?</u>	<u>Who Ultimately Determines Award Amount?</u>
Need-Based				
Grants				
Michigan Competitive Scholarship Program	\$1,200/year	Based on computed financial need (Budget minus EFC). Award cannot exceed tuition or computed need, up to \$1,200 maximum.	From high to low score on state scholarship examination.	State
Michigan Tuition Grant Program	\$1,200/year	Based on computed financial need (Budget minus EFC). Award cannot exceed tuition or computed need, up to \$1,200 maximum.	Highest relative financial need to lowest relative financial need.	State
Roy Johnson Trust Fund	None Stated	Total Costs minus Available Resources	General evaluation of educational objectives, academic achievement and financial need as determined by Trustees of the fund.	
Loans				
State Direct Loan Program	\$2,500 - Undergraduates; \$5,000 - Graduates & Professionals	Educational Expenses minus Available Resources.	Not Applicable	State
Non Need-Based				
Student Guaranteed Loan Program	Same as Loans	Necessary educational expenses. Recommendations from school.	Not Applicable	Private Lenders
Legislative Merit Award Program	\$1,000 - One-time Award	By state law	Highest scores on state scholarship examination.	State
Michigan Veteran's Trust Fund for War Orphans	Tuition and Instructional Fees at School Attended	Minimum resident rate at school attended.	Not Applicable	State

NUMBER OF NEED-BASED GRANT PROGRAM APPLICANTS

MICHIGAN F1

THESE FIGURES FOR THE 1975-76 SCHOOL YEAR PERTAIN TO:

- COMPETITIVE SCHOLARSHIP PROGRAM
- TUITION GRANT PROGRAM



(1) These figures are based on reasonable estimations or approximations.

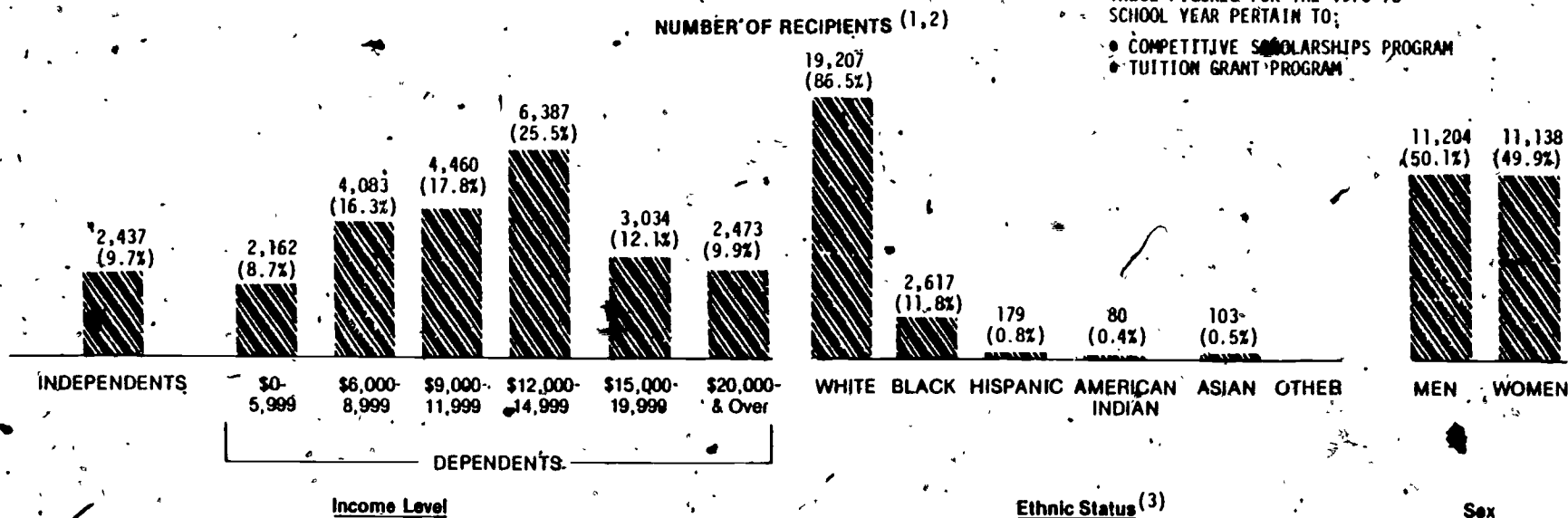
(2) There is a discrepancy in the totals by "Income", "Ethnic Status" and "Sex". However, these were the numbers given in the NASSGP Survey.

(3) There were 5,199 (estimated) applicants whose ethnic status was not reported. These are not included in the ethnic status distributions shown above.


NUMBER OF NEED-BASED GRANT PROGRAM RECIPIENTS AND AVERAGE AWARD SIZE

THESE FIGURES FOR THE 1975-76
SCHOOL YEAR PERTAIN TO:

- COMPETITIVE SCHOLARSHIPS PROGRAM
- TUITION GRANT PROGRAM



AVERAGE AWARD SIZE (1,2)



(1) These figures are based on reasonable estimations or approximations.
 (2) There is a discrepancy in the totals by category (Income Level, Ethnic Status and Sex). However, these were the numbers given in the MASSGP Survey.
 (3) There were 2,852 applicants whose ethnic status was not reported: These are not included in the ethnic status distributions shown above.
 (4) This information is not shown due to inconsistent totals.

SOURCES AND DISTRIBUTION OF NEED-BASED GRANT PROGRAM FUNDS

MICHIGAN 61

THESE FIGURES FOR THE 1975-76 SCHOOL YEAR PERTAIN TO:


- MICHIGAN COMPETITIVE SCHOLARSHIP PROGRAM
- MICHIGAN TUITION GRANT PROGRAM

STATE APPROPRIATIONS

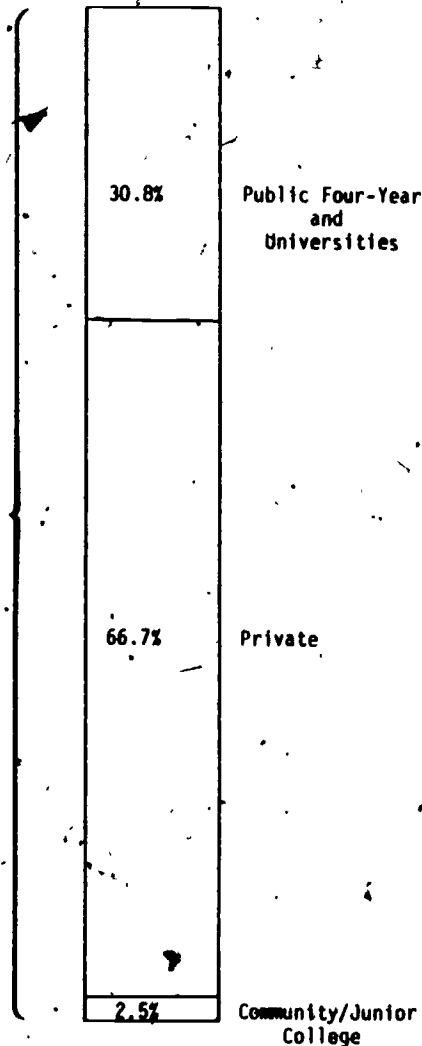
\$19,631,574 95.5%

PRIVATE GIFTS

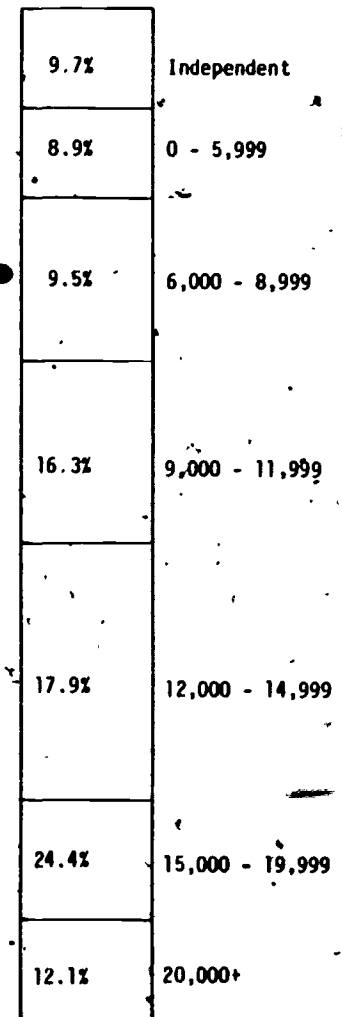
\$910,257 4.5%
FEDERAL SSIG PROGRAM



INSTITUTIONAL SECTORS



STUDENT INCOME CATEGORIES

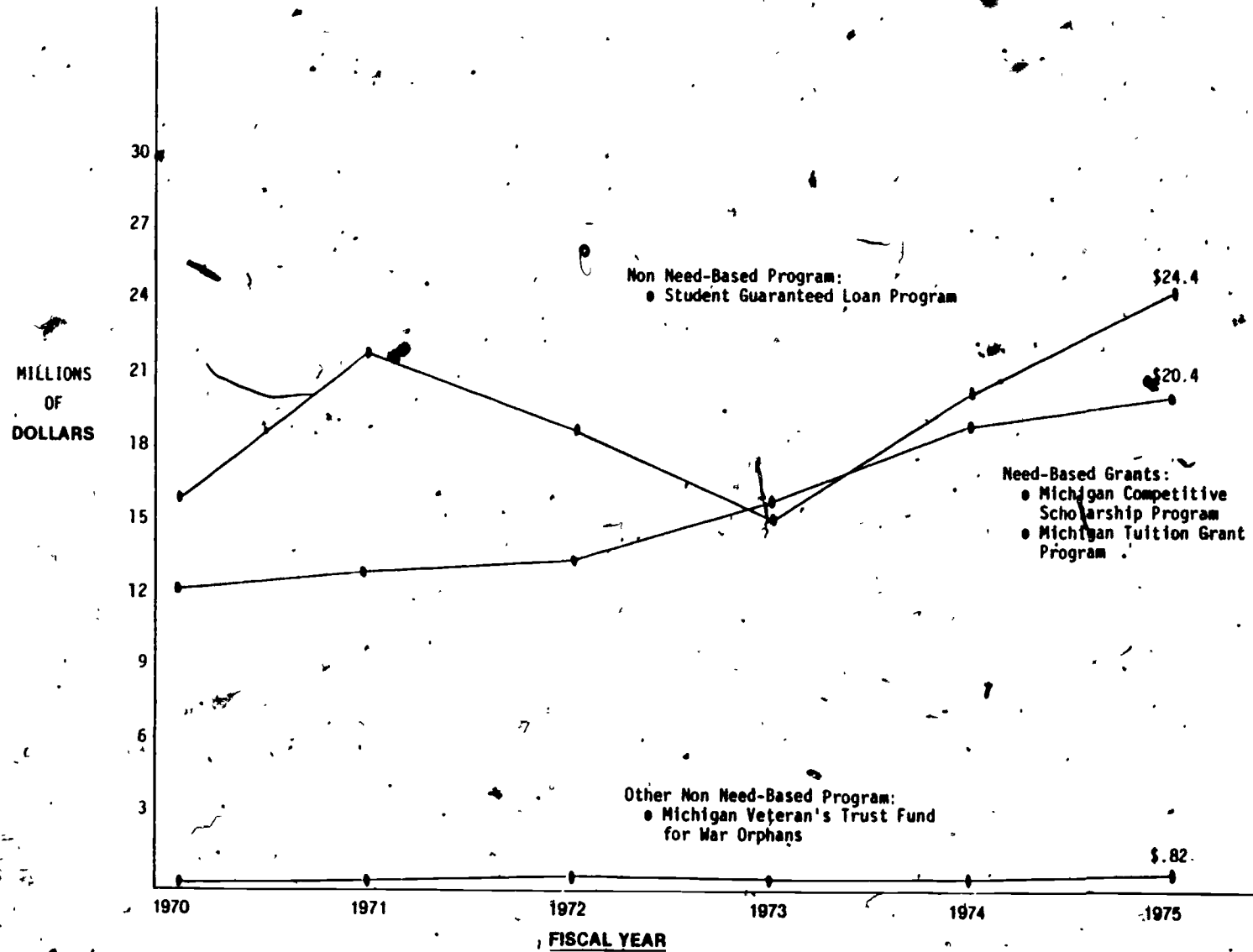


The distribution of dollars by student income categories is based on a reasonable estimation or approximation.

333

HISTORIC STATE EXPENDITURES ON STUDENT-ASSISTANCE PROGRAMS

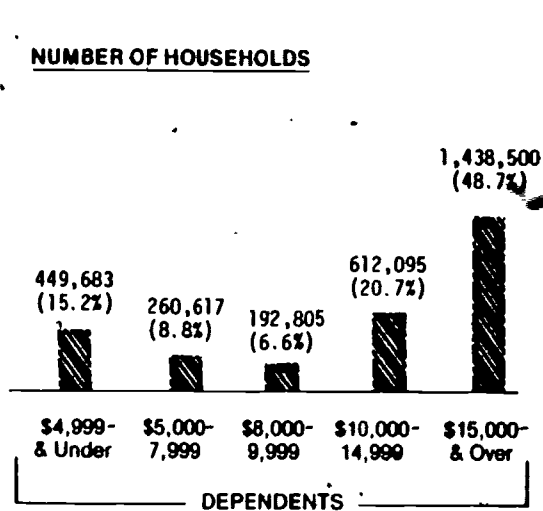
MICHIGAN G2



STATE POPULATION PROFILE


MICHIGAN H1

NUMBER OF HOUSEHOLDS



Effective Buying Income

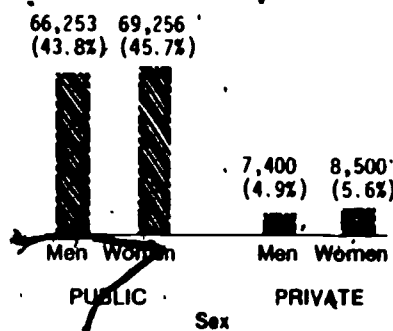
STATE POPULATION 18 AND OVER



Ethnic Status

Sex

STATE HIGH SCHOOL GRADUATES



Sex

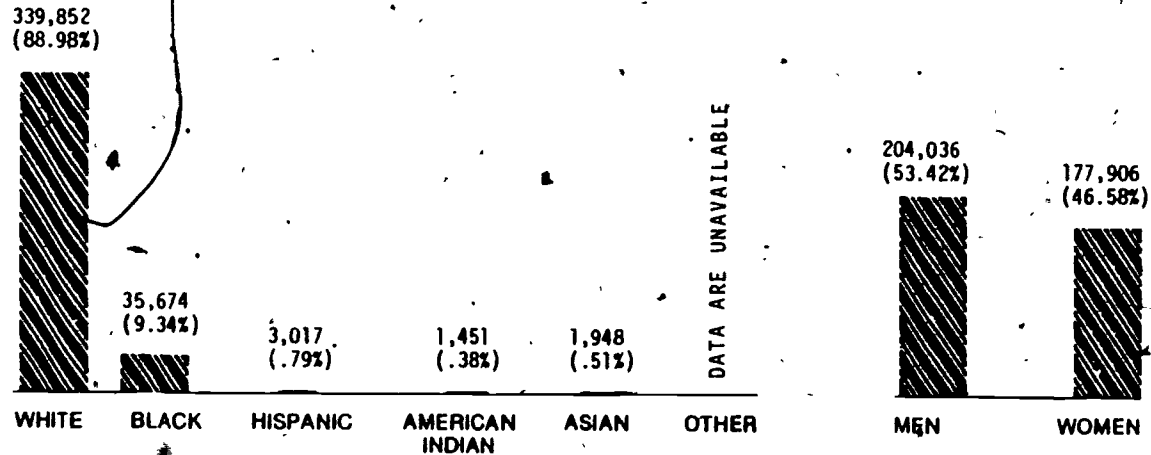
The high school graduation figures do not include 451 persons granted a high school equivalency certificate.

(c) Sales and Marketing Management 1977 Survey of Buying Power Data Service

STATE POSTSECONDARY EDUCATION STUDENT ENROLLMENTS

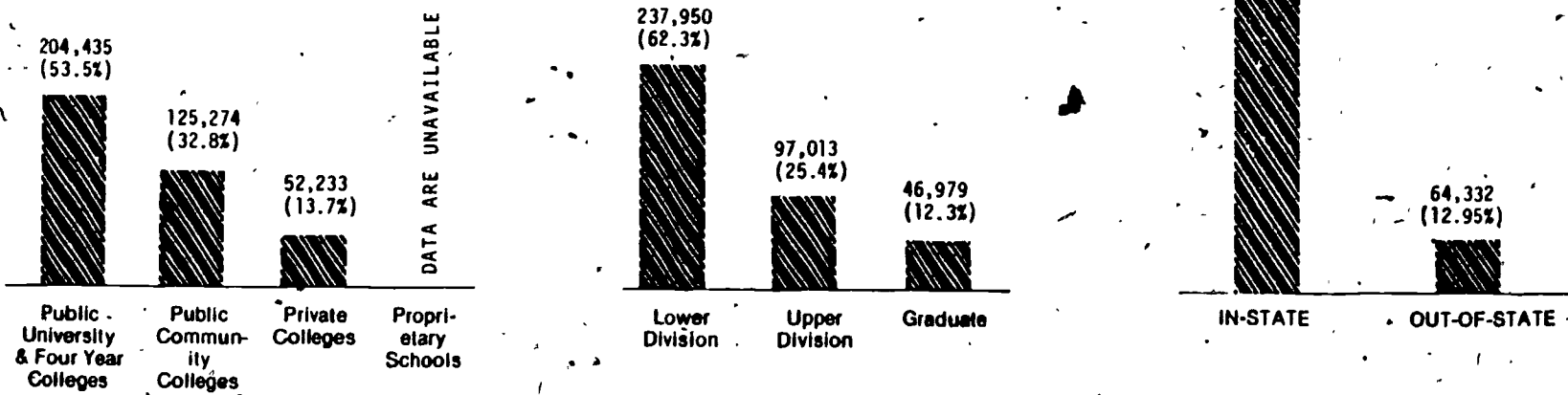
MICHIGAN H2

(Figures in Thousands)



Ethnic Status

Sex



Institutional Sector

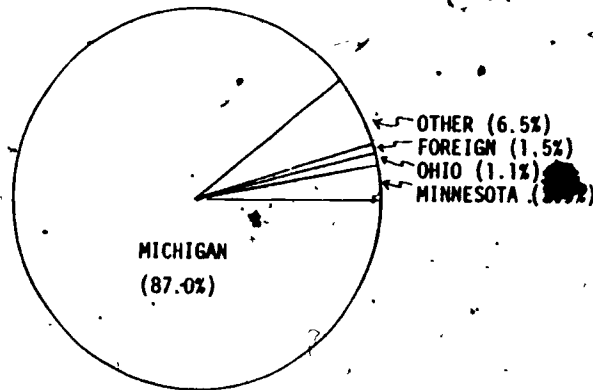
Student Level

Residency

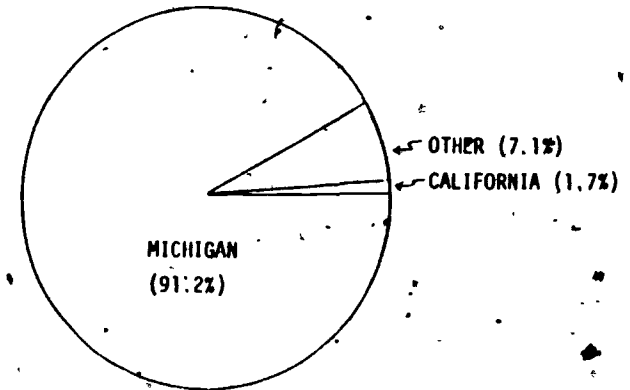
INTERSTATE MIGRATION OF STUDENTS

MICHIGAN

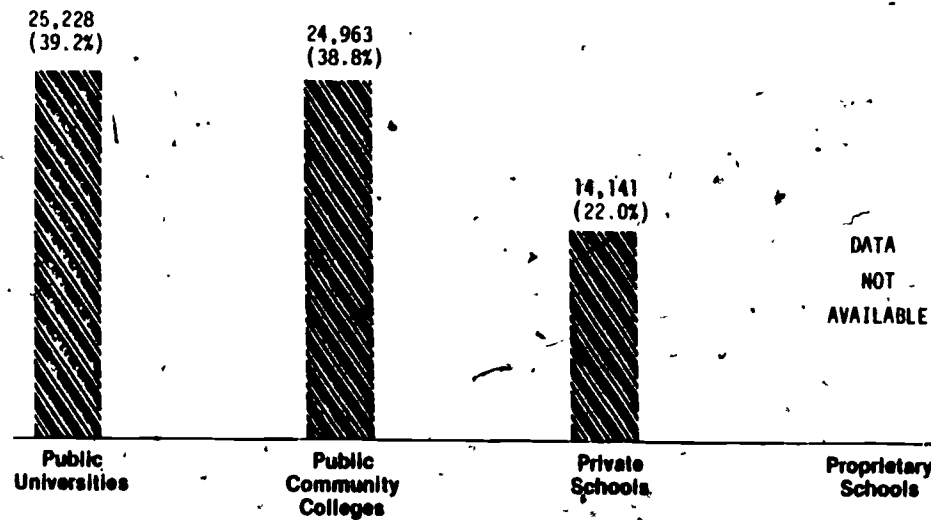
H3



**RESIDENT AND NON-RESIDENT STUDENTS
ATTENDING IN-STATE INSTITUTIONS**



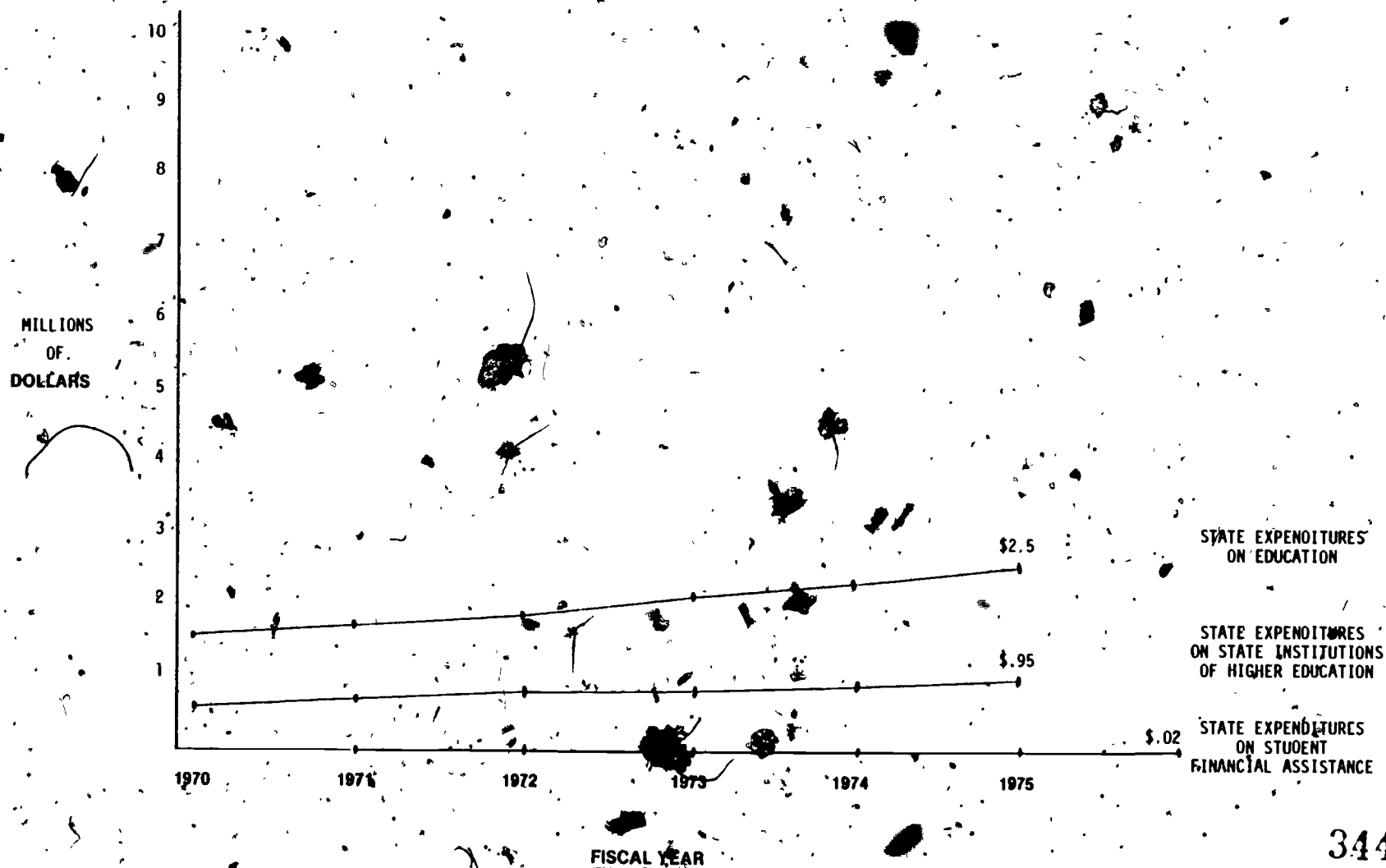
**RESIDENT STUDENTS ATTENDING IN-STATE
AND OUT-OF-STATE INSTITUTIONS**



INSTITUTIONAL SECTOR
(Out-of-State Students in School In-State)

STATE EXPENDITURE ON POSTSECONDARY EDUCATION STUDENT ASSISTANCE

MICHIGAN 11



THESE DATA PERTAIN TO:

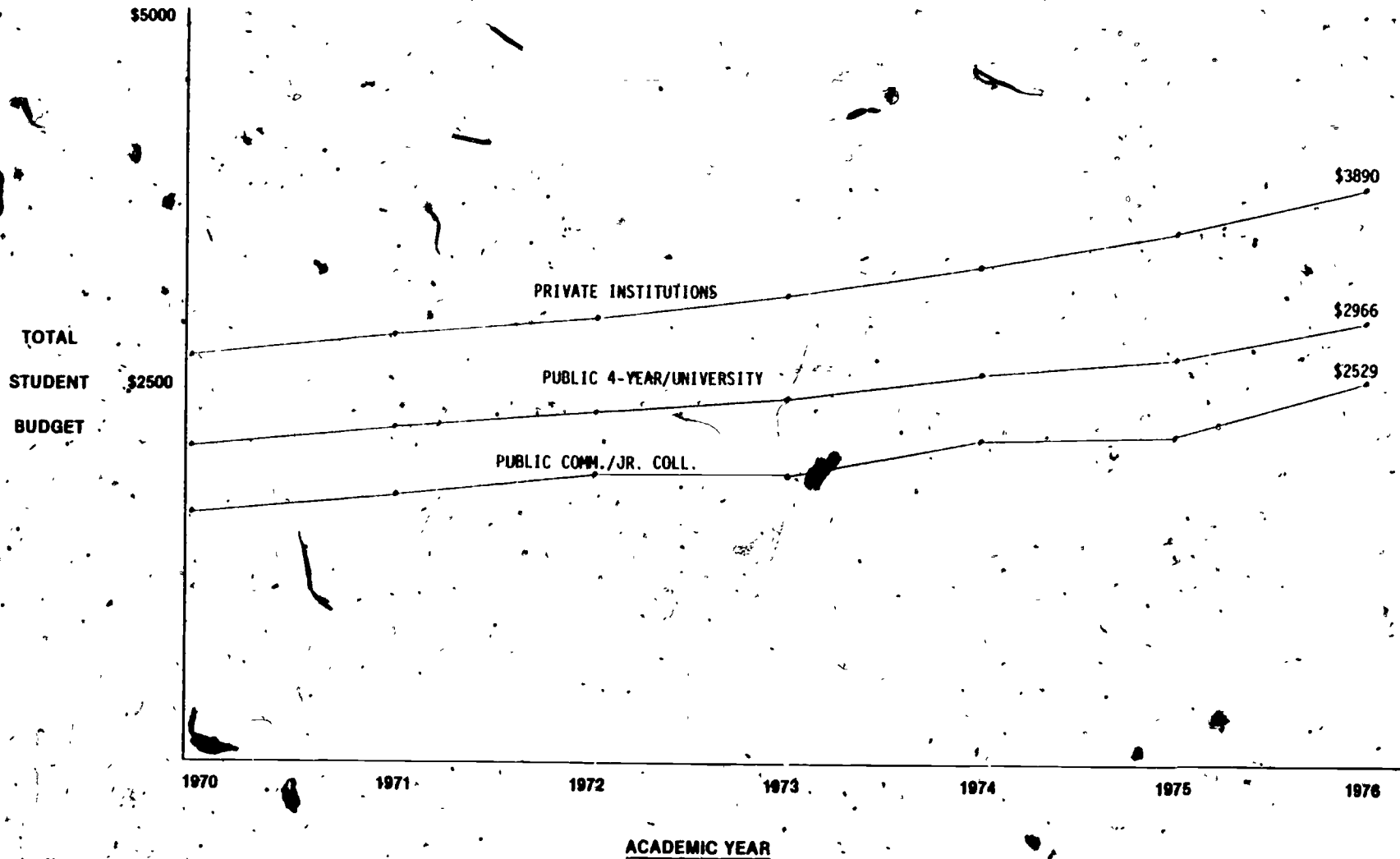
- COMPETITIVE SCHOLARSHIP PROGRAM
- TUITION GRANT PROGRAM

- VETERANS' TRUST FUND FOR WAR ORPHANS
- ROY JOHNSON TRUST FUND

GROSS COSTS TO STUDENTS ATTENDING SCHOOL BY POSTSECONDARY EDUCATION SECTORS

MICHIGAN

12



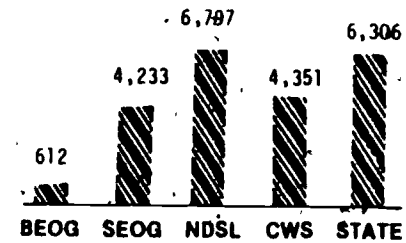
LEVELS OF FEDERAL AND STATE PROGRAM FUNDING BY INSTITUTIONAL SECTOR

MICHIGAN 13

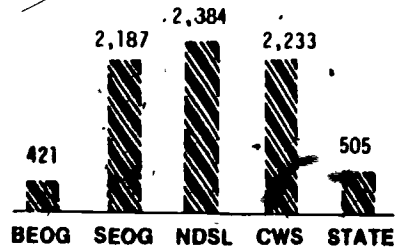
(Figures in thousands)

THE FIGURES SHOWN FOR STATE DOLLARS AWARDED ARE FOR THE 1975-76 SCHOOL YEAR AND PERTAIN TO:

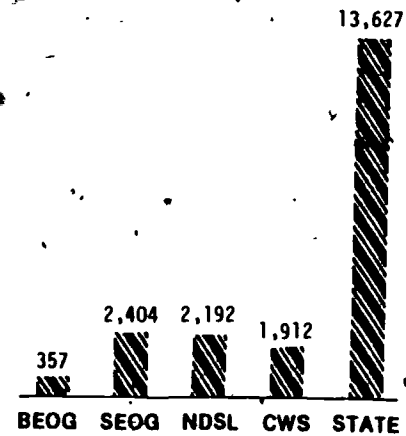
- MICHIGAN COMPETITIVE SCHOLARSHIP PROGRAM
- MICHIGAN TUITION GRANT PROGRAM



Public University and Four-Year Colleges

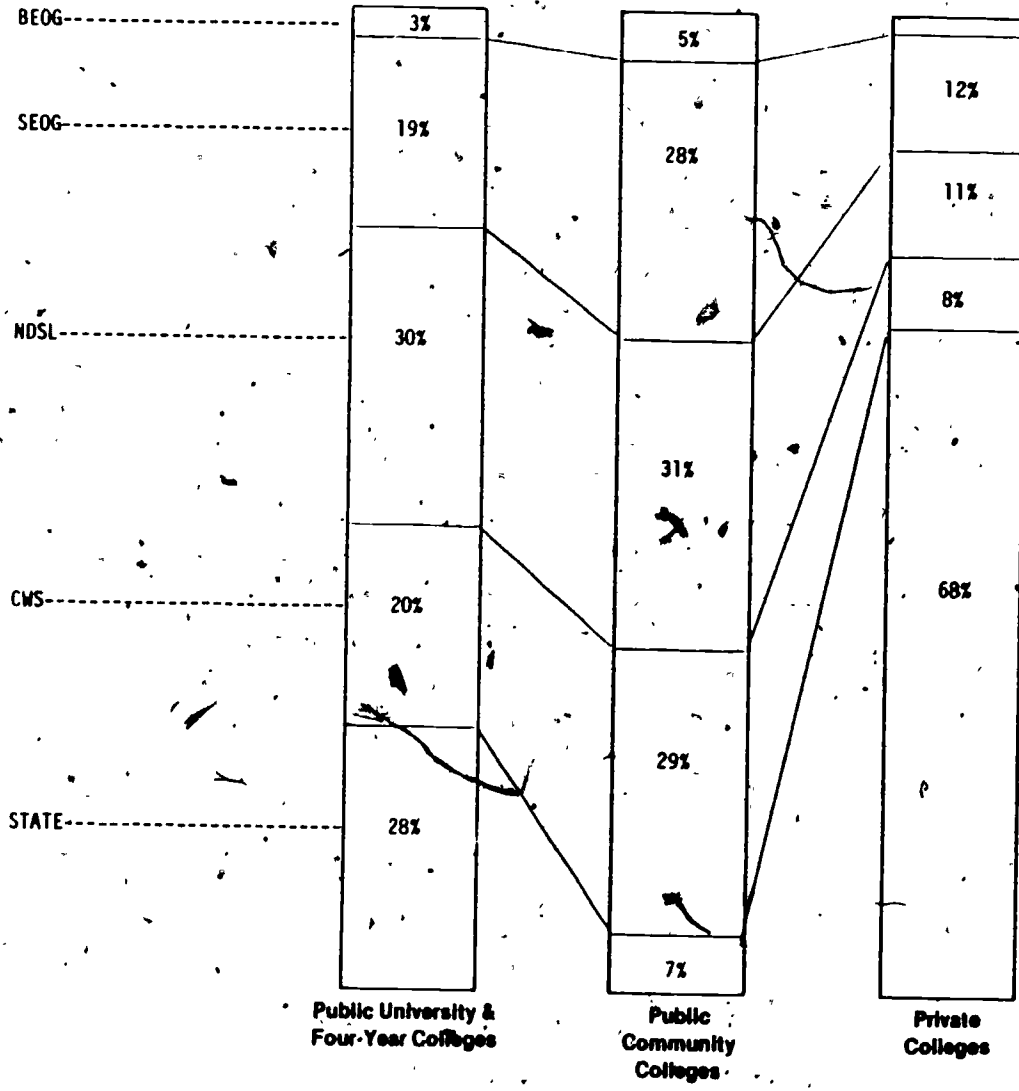


Public Community Colleges



Private Colleges

RELATIVE IMPORTANCE OF FEDERAL AND STATE PROGRAM FUNDING BY SECTOR



THE FIGURES SHOWN FOR STATE DOLLARS AWARDED ARE FOR THE 1975-76 SCHOOL YEAR AND PERTAIN TO:

- MICHIGAN COMPETITIVE SCHOLARSHIP PROGRAM
- MICHIGAN TUITION GRANT PROGRAM

Percent Distribution of Student Assistance By Program By Sector

DESCRIPTIONS OF PROGRAM OFFICES AND AGENCIES AND CORRESPONDING PROGRAM RESPONSIBILITIES

MINNESOTA A1

The Higher Education Coordinating Board is an official state agency established by the Legislature to address legislative concerns in planning, coordination and program management for all postsecondary education in the State of Minnesota. The Board consists of eleven lay members which are appointed by the Governor and confirmed by the Minnesota Senate. There is one board member appointed from each of Minnesota's eight congressional districts, and there are three members at large. It is the responsibility of the Board to report to both the executive and legislative branches of the government on specific assigned planning and program activities, as well as other related activities as the Board deems appropriate. The Board serves as the 1202 Commission in Minnesota. Within the structure of the staff of the Board, there are five major divisions, one of which is the Student Financial Aid Division which manages all state student financial aid programs.

1. State Scholarship Program
2. State Grant-In-Aid Program
3. State Student Loan Program
4. Medical and Osteopathy Loan Programs
5. Minnesota-Wisconsin Tuition Reciprocity Program
6. Minnesota-North Dakota Tuition Reciprocity Program
7. State Work-Study Program
8. Foreign Student Assistance Program
9. Veteran's Dependents Assistance Program
10. Indian Education Scholarship

RELATIONSHIPS OF STATE AGENCIES

MINNESOTA A2

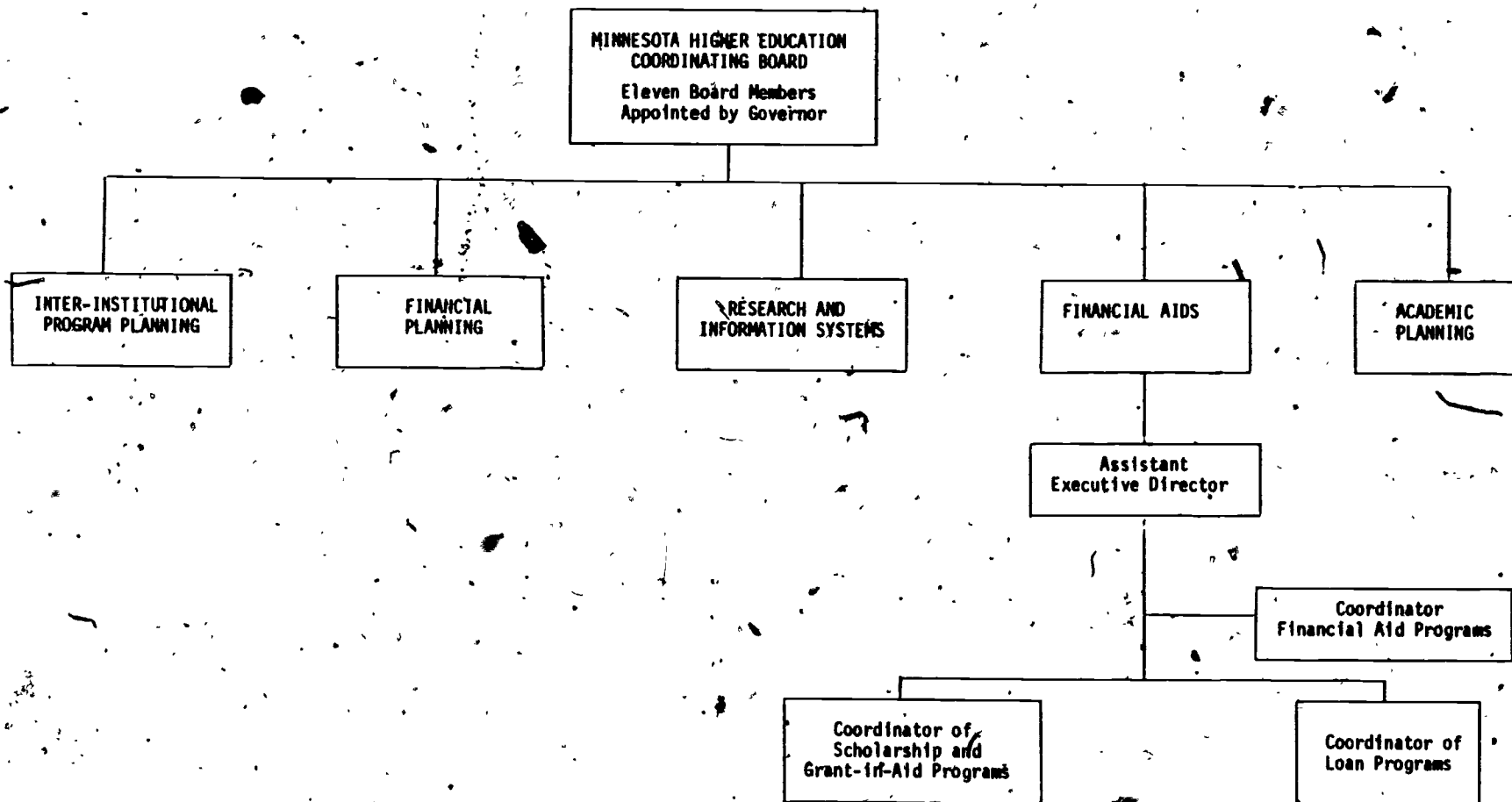
The Minnesota Higher Education Coordinating Board is an official state agency established by the Legislature to address legislative concerns in planning, coordination and program management for all postsecondary education in the State of Minnesota. The Board consists of eleven lay members which are appointed by the Governor and confirmed by the Minnesota Senate. There is one board member appointed from each of Minnesota's eight congressional districts, and there are three members at large. It is the responsibility of the Board to report to both the executive and legislative branches of the government on specific assigned planning and program activities, as well as other related activities as the Board deems appropriate.

The Board serves as the 1202 Commission in Minnesota. While having no direct governing authority over postsecondary institutions, the Board is charged with the responsibility of coordinating all activities and programs of both public and private institutions whether they be collegiate or vocational.

Within the structure of the staff of the board, there are five major divisions, one of which is the Student Financial Aid Division which manages all state student financial aid programs. Recommendations on state student aid are made by the Board on a biennial basis with the recommendations going to both the executive and legislative areas of state government.

STATE AGENCY ORGANIZATION

MINNESOTA B1



**MANAGEMENT RELATIONSHIPS BETWEEN THE STATE AGENCY
AND OTHER STATE AGENCIES/INSTITUTIONS**

MINNESOTA 82

WHO ACCOMPLISHES THE FOLLOWING?

**STATE
PROGRAM
OFFICE**

**INSTITUTIONAL
FINANCIAL
AID OFFICER**

OTHER OFFICES OR AGENCIES

Processing of Applications

- Verification of Student Application Information
- Identification of Eligible Recipients
- Determination of Award Size
- Assignment of Priority to Awards
- Formally Approves Award

Makes Payment to Student (or Credits Student Account)

Makes Post-Award Adjustments

Initiates the Prosecution of Possible Fraudulent Student applications

Publicizes Award Availability

X

X

X

X

X

X

X

X

Minnesota State Attorney General

STATE PROGRAM OFFICE DEFINITIONS FOR SELECTED TERMS

MINNESOTA B3

**DEFINITIONS USED BY
STATE PROGRAM OFFICES**

**STATE DEFINITION
SPECIFIED BY**

**STATE DEFINITION COMMONLY
USED BY ALL INSTITUTIONS**

**STATE DEFINITION CONSISTENT
ACROSS ALL STATE PROGRAMS**

PUBLIC

PRIVATE

Half-Time Student - Not Applicable--determined by institution in which student is enrolled.

State Resident - Dependent Student--parents are Minnesota residents. Independent Student--student has resided in Minnesota for 12 consecutive months for purposes other than education.

Independent Student - Federal guidelines.

Non-Profit Institution - Tax-exempt.

Satisfactory Academic Progress - Not Applicable--determined by institution in which student is enrolled.

Interpretation

Interpretation

Law

Yes

Yes

INFORMATION FLOW BETWEEN THE STATE PROGRAM OFFICE AND VARIOUS FEDERAL OFFICES

MINNESOTA B4

	<u>TYPE OF INFORMATION PROVIDED BY STATE STUDENT-AID AGENCY</u>		<u>TYPE OF INFORMATION RECEIVED BY STATE STUDENT-AID AGENCY</u>		<u>PERCEPTION OF ADEQUACY OF INFORMATION FLOW</u>
<u>FEDERAL OFFICES</u>					
SSIG Office	Summaries Regulations		Summaries Regulations		Adequate
BEOG Office	None		Regulations Applications Summaries		Adequate
Regional OE Student-Assistance Office (Campus-Based Programs)	None		None		Inadequate ¹
Washington OE Office (Campus-Based Programs)	None		None		Inadequate ¹
FISL/GSL Office	Summaries Recipients Applications	Litigation Regulations Terminations	Summaries Recipients Applications	Litigation Regulations Terminations	Inadequate ²
<u>STATE/INSTITUTIONAL OFFICES</u>					
Public Institutions	Summaries Recipients	Applications Regulations	Summaries Terminations		Adequate
Private Institutions	Summaries Recipients	Applications Regulations	Summaries Terminations		Adequate
Governor/Budget Office	Summaries		Regulations		Adequate
State Legislature (Including Committee Staffs)	Summaries Regulations		Regulations		Adequate

¹ The only information received is if we request the information, and then the response to that request is marginal at best.
² OE is too slow in processing FISL applications and makes too many mistakes.

MANAGEMENT STAFFING OF STATE PROGRAM OFFICES

MINNESOTA B5

MANAGEMENT FUNCTION

PERCENTAGE OF STAFF EFFORT

STAFF ASSISTANCE FROM OTHER AGENCIES COMMENTS

APPLICATIONS PROCESSING

(Includes verification of student information, need analysis, award determination, etc.)

RESPONDING TO REQUESTS FOR INFORMATION

(Includes federal requests for information, parent/student inquiries, testimony in hearings, etc.)

PROGRAM REVIEW

(Includes on-site visits to institutions, formal/informal audits, etc.)

PUBLIC RELATIONS AND INFORMATION DISSEMINATION

(Includes parent/student workshops, work on promotional literature, etc.)

GENERAL ADMINISTRATION

(Includes executive personnel, staff training and development, regulations and guidelines, preparation of summary statistics, etc.)

OTHER MANAGEMENT ACTIVITIES

(Includes any special staff activities which do not clearly fall in one of the above categories)

It is not possible to respond to these questions with a reasonable guess due to the extent to which outside contractors are used (particularly in the student loan program to perform related clerical and data processing needs). If we did not contract with outside agencies, the in-house staff would be approximately 50 people.

STATE AGENCY CALENDAR OF EVENTS FOR NEED-BASED PROGRAMS FOR 1976-77 SCHOOL YEAR

MINNESOTA

B6

MONTH/YEAR

EVENTS

SEPTEMBER 1974 Agency budget presented to governors office or budget bureau

JANUARY 1975 Agency budget presented to legislature

Minnesota's legislature
appropriates funds biennially

MAY 1975 Legislature appropriates student assistance funds

OCTOBER 1975 1) Agency completes planning workshops for students or counselors
2) Agency makes student-aid applications available

ONGOING BEOG applications information received from federal office on a monthly basis

FEBRUARY 1976 Deadline for student-aid applications

APRIL, JUNE, JULY, AUGUST, 1976-77 Agency (or institutions) announces
NOVEMBER, & FEBRUARY award winners

APRIL 1977 Last date at which award
changes and adjustments
are made

PROGRAM AND FISCAL CONTROLS OF PROGRAMS OPERATED BY STATE AGENCY

MINNESOTA 87

<u>PROGRAM CONTROLS</u>	<u>CONTROL USED SAMPLE OR TOTAL POPULATION STUDIED</u>	<u>AGENCY/OFFICE UNDERTAKING CONTROLS</u>	<u>SPECIAL ACTIONS COMMENTS</u>
A. <u>Control on Student Application Data Accuracy</u>			
1. Match Against Tax Forms?	Yes, 30%	State	Note 1
2. Match Against BEOG Applications?	Yes, All	Institution State	
3. Match Against Institutional Student Records?	Yes, All		
4. Warnings of Prosecution?	Yes, All		
5. Prosecution?			
B. <u>Controls on Attendance and/or Progress</u>			
1. Check on Enrollment/Initial Attendance?	Yes, All	Institution Institution Institution Institution	
2. Check on Mid-Term Attendance?	Yes, All		
3. Check on Course Completion?	Yes, All		
4. Check on Academic Progress Before Award?	Yes, All		
5. Partial Awards?			
C. <u>Controls on Award Size</u>			
1. Check to Make Sure Other Awards Actually Made?	Yes, All	Institution, State Institution, State	
2. Match Against BEOG, Campus-Based Award Files?	Yes, All		
3. Re-Check to Ensure Award Adjustments Actually Made?			
4. Second Review of Aid Packages?	Yes, 40%	State	
D. <u>Controls on Institutional Student-Aid Operations</u>			
1. Independent Program Audits?	Yes, 5% (per year)	State	
2. Aid Officer Bonding?			
3. Aid Officer Certification?			
4. Double Signatures on All Fund Transfers?			
E. <u>Controls on Central Administrative Staff Operations</u>			
1. Independent Program Audits?	Yes, All	State	
2. Bonding of Staff Members?			
3. Double Signatures on All Fund Transactions?			

Revise data before determining award.



**PROGRAM INFORMATION DISSEMINATION PROCEDURES
USED FOR STATE NEED BASED PROGRAMS**

MINNESOTA C1

TYPE OF INFORMATION PROVIDED

<u>INFORMATION PROVIDED THROUGH</u>	<u>APPLICATION FORMS</u>	<u>ELIGIBILITY CONDITIONS</u>	<u>FILING/CLOSING DATES FOR STATE PROGRAMS.</u>	<u>INFORMATION ON THE COST OF ATTENDANCE AT VARIOUS TYPES OF INSTITUTIONS</u>	<u>INFORMATION ABOUT APPLYING FOR AID FROM OTHER SOURCES</u>	<u>INFORMATION ON PENALTIES FOR PROVIDING FRAUDULENT DATA</u>
1. High School Counselors	X	X	X	X	X	
2. College Financial-Aid Officers	X	X	X	X	X	
3. Direct Mailings to Graduating High School Students or Parents	X	X	X		X	
4. High School Meetings or Workshops	X	X	X			
5. College Admissions Office		X	X	X	X	
6. Newspaper Ads		X	X			
7. Radio, Television Ads						
8. Social Service Agencies		X	X		X	
9. Other (Please Specify)						

DESCRIPTIONS OF STATE-SPONSORED STUDENT ASSISTANCE PROGRAMS

MINNESOTA

D1

State Scholarship Program - The scholarship grant program is designed to recognize high school academic achievement and provide financial assistance to Minnesota residents who lack the necessary financial resources to attend the eligible Minnesota postsecondary education institutions of their choice.

State Grant-In-Aid Program - The grant program is designed to provide financial assistance to those Minnesota residents who lack the necessary financial resources to attend the eligible Minnesota postsecondary education institutions of their choice.

State Student Loan Program - This is a direct State Loan Program participating in the GSLP. All students are eligible.

Medical and Osteopathy Loan Programs - The conditional loan program for medical and osteopathy students is designed to encourage rural Minnesota practice. Students must be enrolled in medical and osteopathy schools.

Minnesota-Wisconsin Tuition Reciprocity Program - This tuition reciprocity program is to improve postsecondary educational advantages for residents of Wisconsin and Minnesota through greater availability and accessibility of opportunities. Students must enroll in public institutions. Prior to 1973-74, the program operated on a one-to-one basis with no pay-off to either state. Participants were chosen on a combination of first-come and mileage from home to chosen institution.

Minnesota-North Dakota Tuition Reciprocity Program - The tuition reciprocity program is designed to improve postsecondary educational advantages for residents of North Dakota and Minnesota through greater availability and accessibility of opportunities. Students must enroll in four-year or two-year public institutions.

State Work-Study Program - This need-based program provides work-study opportunities to undergraduate and vocational resident students enrolled in in-state public or private institutions.

Foreign Student Assistance Program - The conditional loan program gives financial aid to foreign students enrolled in public or private institutions.

Veteran's Dependents Assistance Program - The Minnesota Veteran's Dependents Student Assistance Program provides financial assistance to eligible dependents of Minnesota residents who were declared to be POWs or MIAs after August 1, 1958. It is a tuition-remission program at state-supported institutions or entitlement grant at private institutions.

War Orphans Educational Assistance -

Educational Assistance for Veterans -

Indian Education Scholarship -

BASIC STATE PROGRAM INFORMATION

MINNESOTA 52

<u>Programs</u>	<u>Year</u>	<u>Number of Awards</u>	<u>Average Full-Time Award Size</u>	<u>Total Dollars Awarded</u>	<u>Eligible Population</u>
<u>Need-Based</u>					
<u>Grants</u>					
State Scholarship Program	1970-71	1,337	\$ 568	\$ 759,386	Resident Undergraduates
	1975-76	5,339	\$ 884	\$ 4,721,200	
State Grant-In-Aid Program	1970-71	986	\$ 561	\$ 553,361	Resident Undergraduates
	1975-76	8,028	\$ 866	\$ 6,951,461	
<u>Work-Study</u>					
State Work-Study Program	1975-76	1,522	Not Given	\$ 340,000	Resident Students
<u>Non Need-Based</u>					
State Student Loan Program	1974-75	12,388	\$1,585	\$19,645,701	Resident Students
	1975-76	16,825	\$1,708	\$28,746,450	
Medical and Osteopathy Loan Programs	1973-74	40	\$6,000	\$ 232,300	Medical and Osteopathy Students
	1975-76	64	\$5,000	\$ 315,850	
Minnesota-Wisconsin Tuition Reciprocity Program	1970-71	325	Not Given	Not Given	Residents Attending Out-of-State Schools
	1975-76	4,205	Not Given	\$ 4,201,934+	
Minnesota-North Dakota Tuition Reciprocity Program	1975-76	1,954	Not Given	\$ 692,223+	Residents Attending Out-of-State Schools
Foreign Student Assistance Program	1975-76	629	Not Given	\$ 254,154	Foreign Students
Veteran's Dependents Assistance Program	1974-75	1	\$ 735	\$ 735	Dependents of POW/MIA
	1975-76	1	\$ 771	\$ 771	
War Orphans Educational Assistance					
Educational Assistance for Veterans					
Indian Education Scholarship					

INFORMATION NOT GIVEN

STUDENT ELIGIBILITY CRITERIA FOR STATE PROGRAMS

MINNESOTA E1

<u>Programs</u>	<u>Acceptable Residency Status</u>	<u>Acceptable Attend. Status</u>	<u>Acceptable Student Levels</u>	<u>Special Priority to Cont'g. Awards</u>	<u>Income Limits</u>	<u>Need Limits</u>
<u>Need-Based</u>						
<u>Grants</u>						
State Scholarship Program	Residents attending In-State	Full-Time	All Under-graduates	Yes	None	\$200
State Grant-In-Aid Program	Residents attending In-State	Full-Time	All Under-graduates	Yes	None	\$200
<u>Work-Study</u>						
State Work-Study Program	Residents attending In-State	Full-Time	All	No	Not Given	Not Given
<u>Non Need-Based</u>						
State Student Loan Program	Residents attending In/Out of State & Non-Residents	Half-Time Full-Time	All	No	Not Applicable	Not Applicable
Medical and Osteopathy Loan Programs	Residents attending In/Out of State & Non-Residents	Full-Time	Graduates	Yes	Not Applicable	Not Applicable
Minnesota-Wisconsin Tuition Reciprocity Program	Residents at Out-of-State Schools	Part-Time Half-Time Full-Time	All	No	Not Applicable	Not Applicable
Minnesota-North Dakota Tuition Reciprocity Program	Residents at Out-of-State Schools	Part-Time Half-Time Full-Time	All	No	Not Applicable	Not Applicable
Foreign Student Assistance Program	Not Applicable	Part-Time	All	No	Not Applicable	Not Applicable
Veteran's Dependents Assistance Program	Residents attending In-State	Part-Time Half-Time Full-Time	All Under-graduates	No	Not Applicable	Not Applicable
War Orphans Educational Assistance Educational Assistance for Veterans Indian Education Scholarship	INFORMATION NOT GIVEN					

INSTITUTIONAL ELIGIBILITY CRITERIA FOR STATE STUDENT-ASSISTANCE PROGRAMS

MINNESOTA E2

<u>Programs</u>	<u>University and 4-Year Colleges</u>	<u>Community/ Junior Colleges</u>	<u>Voc./Tech. Schools</u>	<u>Proprietary</u>	<u>Special Types of Institutions</u>
<u>Need-Based</u>					
<u>Grants</u>					
State Scholarship Program	Public Private	Public	Public	Yes	Health Professions
State Grant-In-Aid Program	Public Private	Public	Public	Yes	Health Professions
<u>Work-Study</u>					
State Work-Study Program	Public Private	Public	Public	Yes	No
<u>Non Need-Based</u>					
State Student Loan Program	Public Private	Public Private	Public	Yes	No
Medical and Osteopathy Loan Programs	No	No	No	No	Medical and Osteopathy Schools
Minnesota-Wisconsin Tuition Reciprocity Program	Public	Public	Public	No	No
Minnesota-North Dakota Tuition Reciprocity Program	Public	Public	No	No	No
Foreign Student Assistance Program	Public Private	Public	Public	Yes	No
Veteran's Dependents Assistance Program	Public Private	Public	Public	Yes	Health Professions
War Orphans Educational Assistance Educational Assistance for Veterans Indian Education Scholarship					

INFORMATION NOT GIVEN

NEED DETERMINATION CRITERIA FOR STATE PROGRAMS

MINNESOTA E3

<u>Programs</u>	<u>Program Definition of Need</u>	<u>Is BEOG Application Required?</u>	<u>Expected Family Contribution (EFC) Method</u>	<u>Student Budget Includes What Items?</u>
<u>Need-Based</u>				
<u>Grants</u>				
State Scholarship Program	Need = Actual Institution Cost - Reasonable Expected Contribution from Student and Parents	No	Consensus	Tuition/Fees Room/Board Books General Student Costs
State Grant-In-Aid Program	Need = Actual Institution Cost - Reasonable Expected Contribution from Student and Parents	No	Consensus	Tuition/Fees Room/Board Books General Student Costs
<u>Work-Study</u>				
State Work-Study Program	Eligibility for interest benefits under FISE	No	FISL	Tuition/Fees Room/Board Books Transportation General Student Costs

AWARD SIZE DETERMINATION CRITERIA FOR STATE PROGRAMS

MINNESOTA E4

<u>Programs</u>	<u>Maximum Award Size?</u>	<u>What Award Size Determination Method Is Used?</u>	<u>How Is Award Priority Determined?</u>	<u>Who Ultimately Determines Award Amount?</u>
Need-Based				
Grants				
State Scholarship Program	\$1,100	Award amount is one-half need to a maximum of \$1,100.	Eligible renewals first; then eligible applicants are placed in descending order of high school class percentile rank until funds are exhausted.	State
State Grant-In-Aid Program	\$1,100	Award amount is one-half need to a maximum of \$1,100.	Same as State Scholarship Program	State
Work-Study				
State Work-Study Program	\$2,500	Pro-rata of available funds; student work schedule limitations.	Need and availability of jobs	Institution
Non Need-Based				
State Student Loan Program	\$2,500- Undergraduate \$5,000- Graduate	Whatever student requests up maximum	Not Applicable	Student within established parameters
Medical and Osteopathy Loan Programs	\$5,000	Not Applicable	(1) Interest in rural Minn. practice; (2) Financial condition (not measured by traditional analysis)	Student
Minnesota-Wisconsin Tuition Reciprocity Program	Not Applicable	Non-resident portion of tuition is waived by institution for all students certified as eligible. Actual amount waived depends on non-resident rates and number of credits.	Not Applicable	Institution
Minnesota-North Dakota Tuition Reciprocity Program	Not Applicable	Same as Minnesota-Wisconsin Reciprocity Program	Not Applicable	Institution

CONTINUED

AWARD SIZE DETERMINATION CRITERIA FOR STATE PROGRAMS

MINNESOTA E4

<u>Programs</u>	<u>Maximum Award Size?</u>	<u>What Award Size Determination Method Is Used?</u>	<u>How Is Award Priority Determined?</u>	<u>Who Ultimately Determines Award Amount?</u>
Foreign Student Assistance Program	Not Applicable	Relative need among eligible foreign students.	Relative need among eligible foreign students.	Institution.
Veteran's Dependents Assistance Program	Note 1	Note 1	Not Applicable	Institution
War Orphans Educational Assistance	} INFORMATION NOT GIVEN			
Educational Assistance for Veterans				
Indian Education Scholarship				


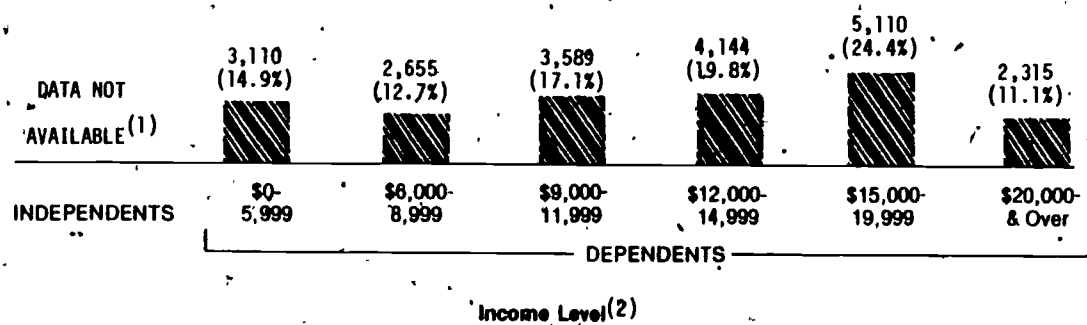
Lesser amount of tuition and fees charged by the institution or maximum undergraduate tuition and fee charge at Minnesota state-supported institutions.

NUMBER OF NEED-BASED GRANT PROGRAM APPLICANTS

MINNESOTA FN

THESE FIGURES FOR THE 1975-76
SCHOOL YEAR PERTAIN TO:

- STATE SCHOLARSHIP PROGRAM
- STATE GRANT-IN-AID PROGRAM



(1) The distribution of awards by student income categories includes awards made to both dependent and independent students. The data available did not distinguish between dependent and independent students.

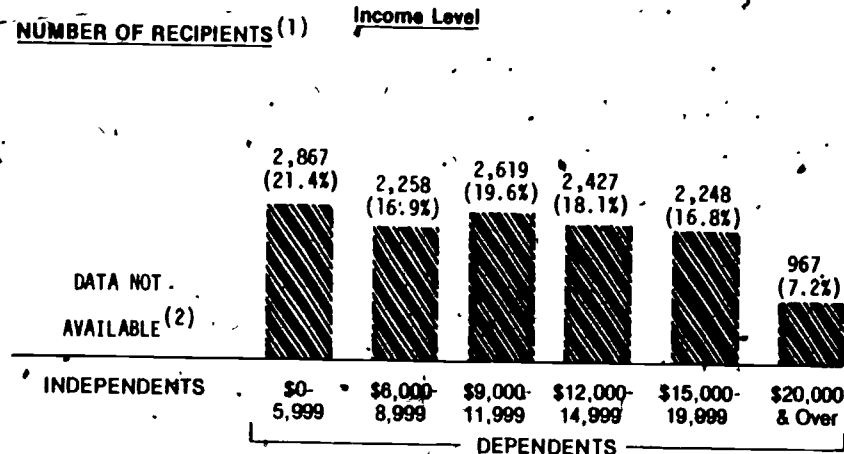
(2) There is a discrepancy in the total applicants by "Income" and by "Sex." The data used was supplied in the NASSGP Survey.

NUMBER OF NEED-BASED GRANT PROGRAM RECIPIENTS AND AVERAGE AWARD SIZE

F2
MINNESOTA

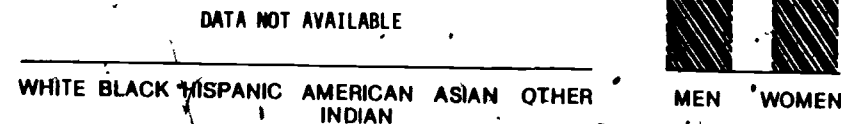
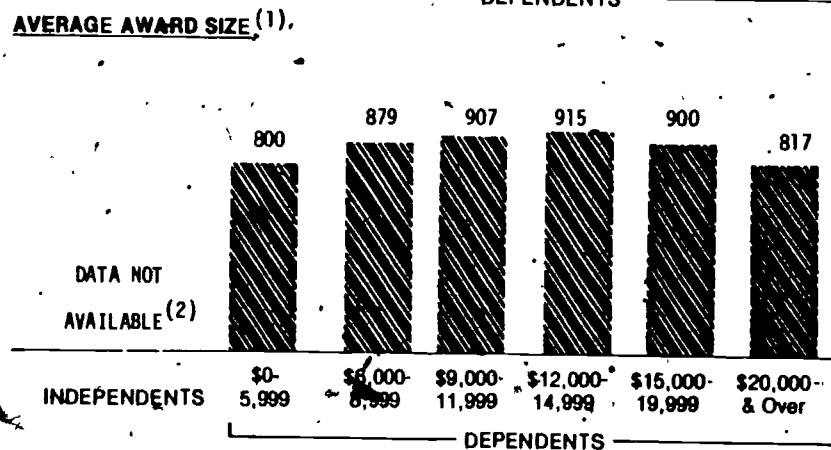

THESE FIGURES FOR THE 1975-76 SCHOOL YEAR PERTAIN TO:

- STATE SCHOLARSHIP PROGRAM
- STATE GRANT-IN-AID PROGRAM



Ethnic Status

Sex



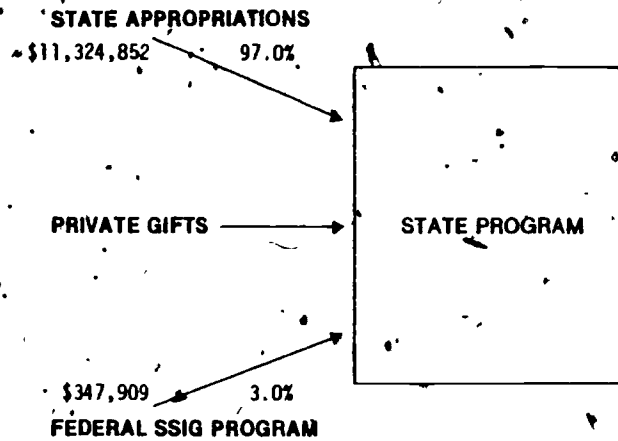
(1) There is a slight discrepancy in the total number of recipients and total dollars awarded as given in the MASSGP Survey.

(2) The distribution of awards by student income categories includes awards made to both dependent and independent students. The data available did not distinguish between dependent and independent students.

SOURCES AND DISTRIBUTION OF NEED-BASED GRANT PROGRAM FUNDS


THESE FIGURES FOR THE 1975-76 SCHOOL YEAR PERTAIN TO:

- STATE SCHOLARSHIP PROGRAM
- STATE GRANT-IN-AID PROGRAM

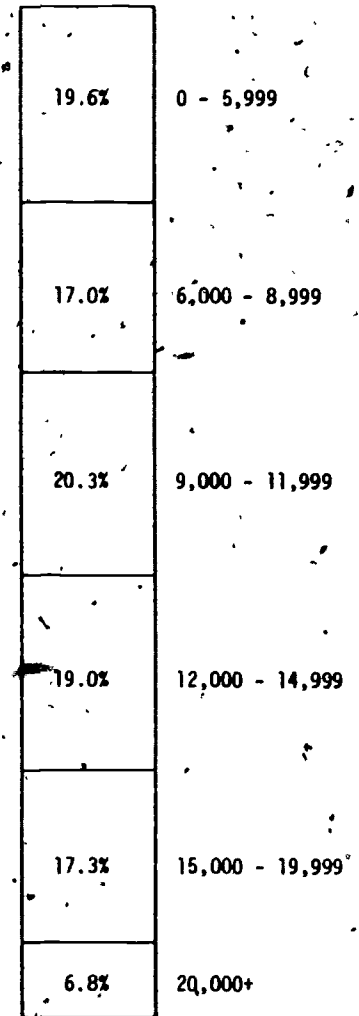


The distribution of awards by student income categories includes awards made to both dependent and independent students. The data available did not distinguish between dependent and independent students.

INSTITUTIONAL SECTORS

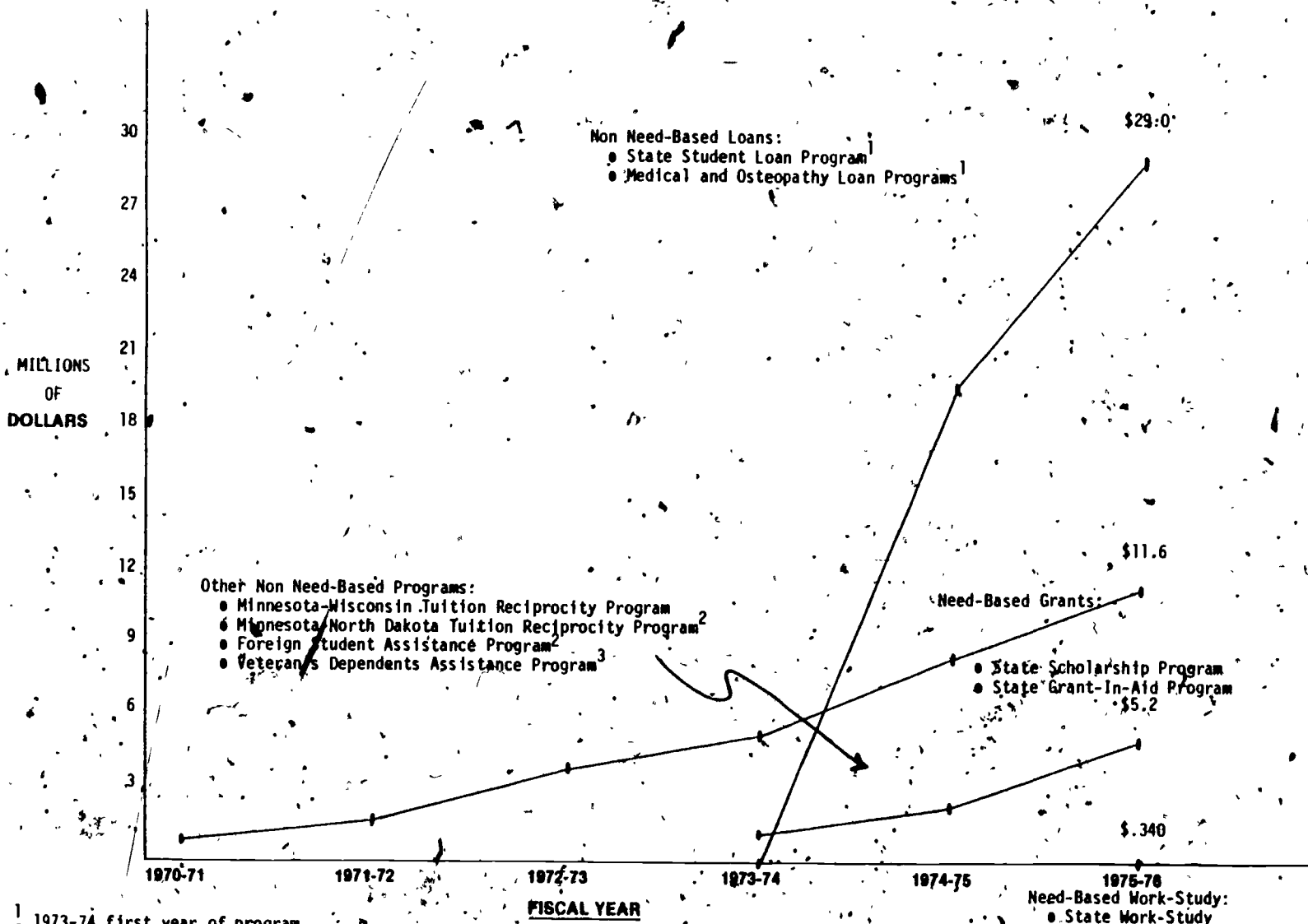


STUDENT INCOME CATEGORIES



HISTORIC STATE EXPENDITURES ON STUDENT-ASSISTANCE PROGRAMS

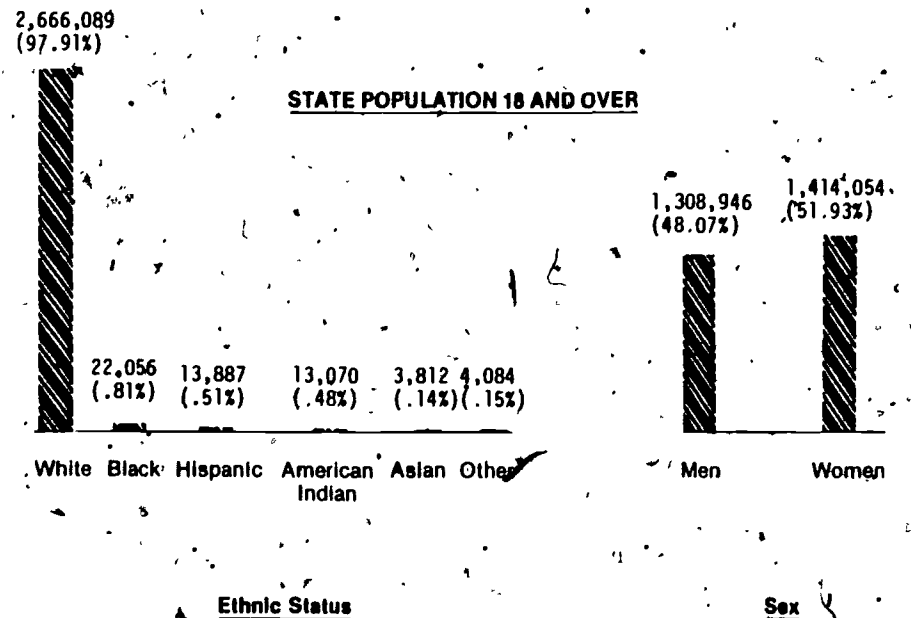
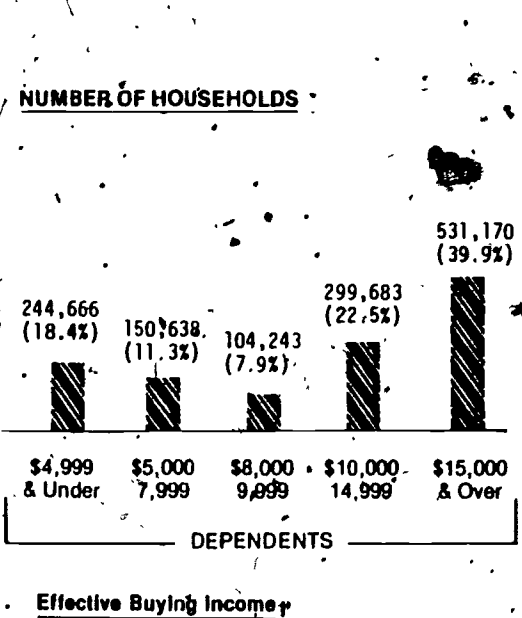
MINNESOTA G2



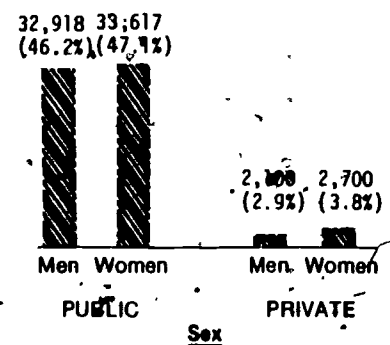
1 1973-74 first year of program.
 2 1975-76 first year of program.
 3 1974-75 first year of program.

STATE POPULATION PROFILE

MINNESOTA H1



STATE HIGH SCHOOL GRADUATES



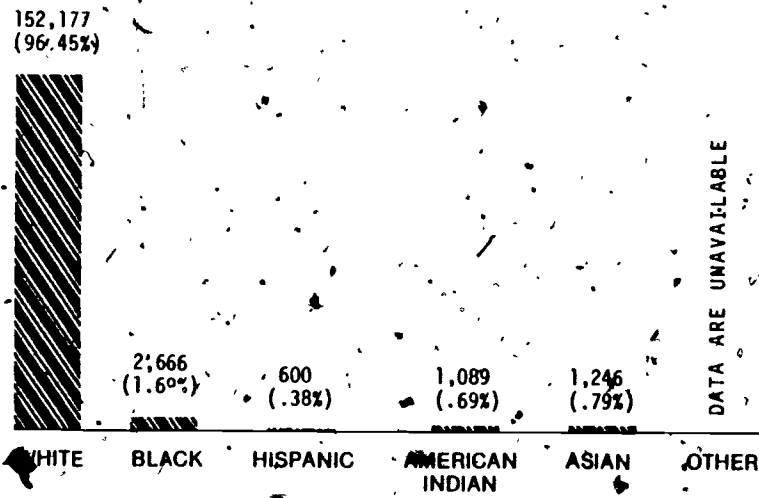
The high school graduation figures do not include 4,119 persons granted a high school equivalency certificate, nor 566 persons graduated from other than regular day school programs.

(c) Sales and Marketing Management 1977 Survey of Buying Power Data Service

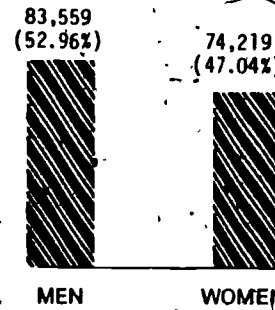
STATE POSTSECONDARY EDUCATION STUDENT ENROLLMENTS

MINNESOTA H2

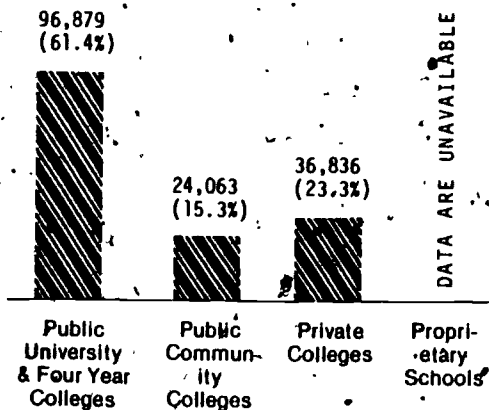
(Figures in Thousands)



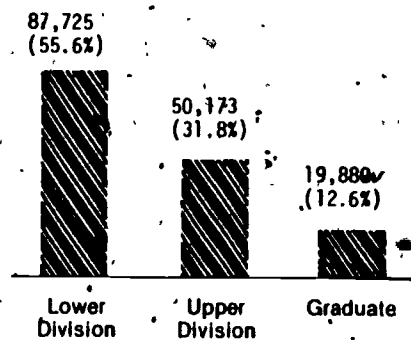
Ethnic Status



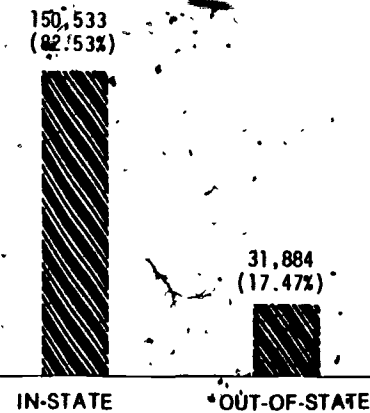
Sex



Institutional Sector



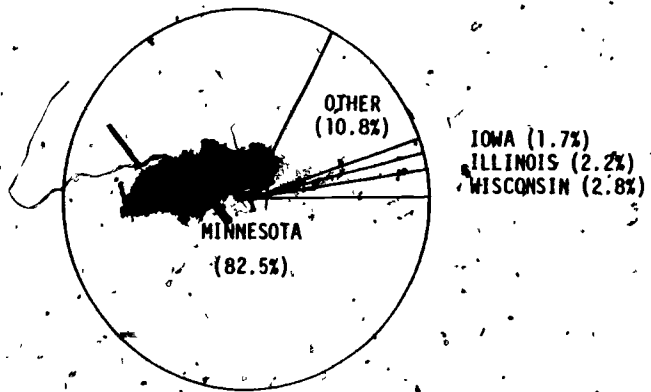
Student Level



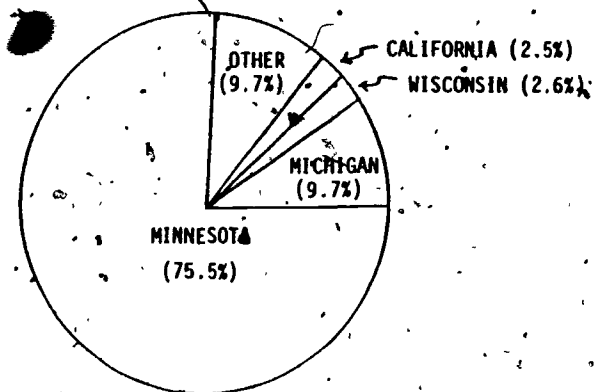
Residency

INTERSTATE MIGRATION OF STUDENTS

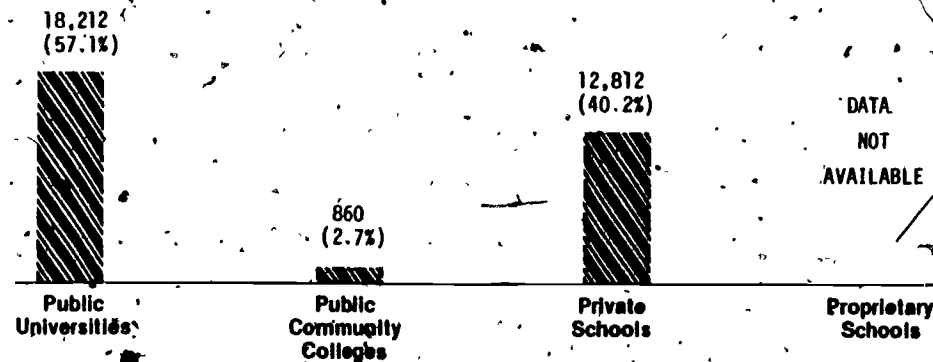
MINNESOTA H3



RESIDENT AND NON-RESIDENT STUDENTS ATTENDING IN-STATE INSTITUTIONS



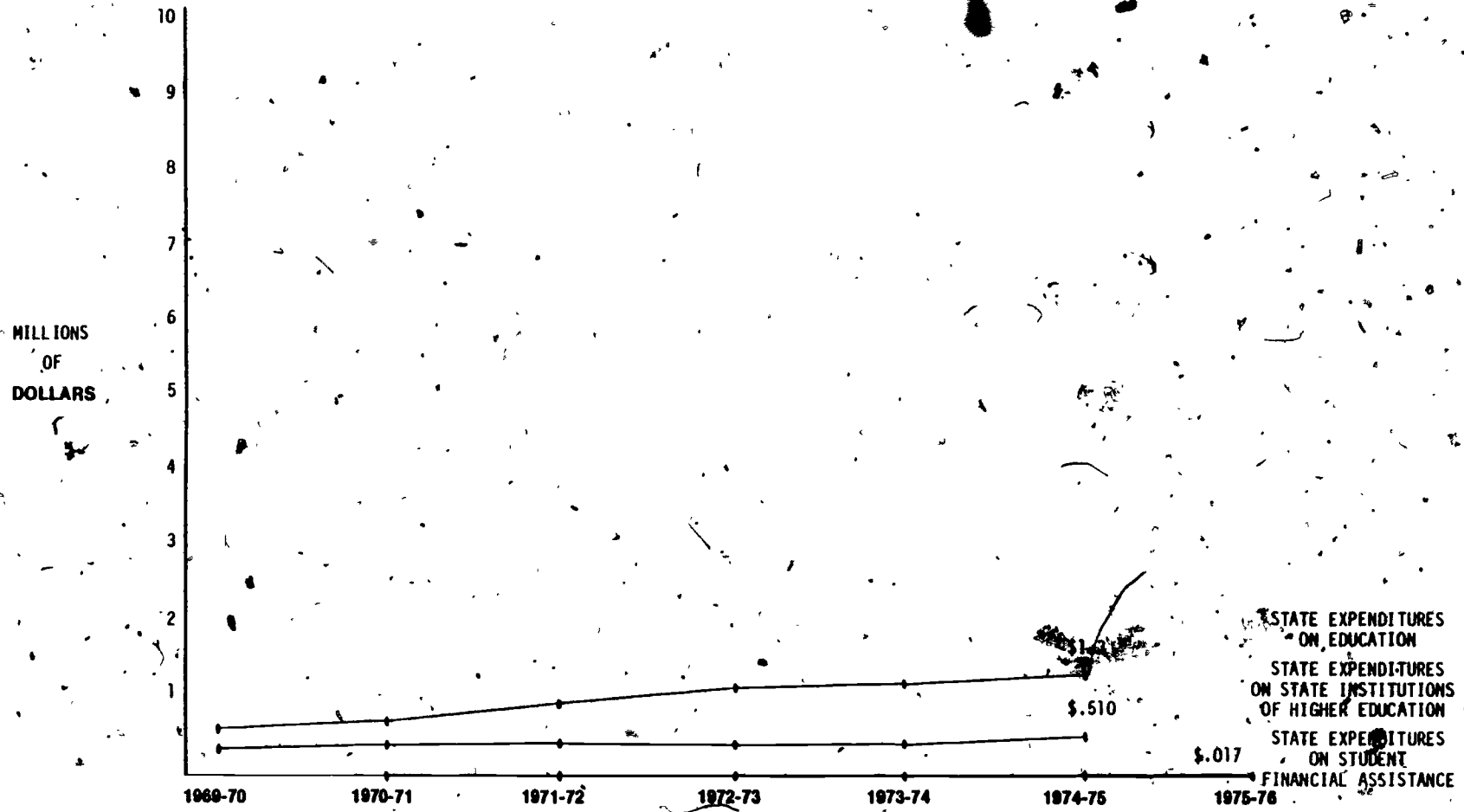
RESIDENT STUDENTS ATTENDING IN-STATE AND OUT-OF-STATE INSTITUTIONS



INSTITUTIONAL SECTOR
(Out-of-State Students in School In-State)

STATE EXPENDITURE ON POSTSECONDARY EDUCATION STUDENT ASSISTANCE

MINNESOTA 11



THESE DATA PERTAIN TO:

- STATE SCHOLARSHIP PROGRAM
- STATE GRANT-IN-AID PROGRAM
- STATE WORK-STUDY PROGRAM

FISCAL YEAR

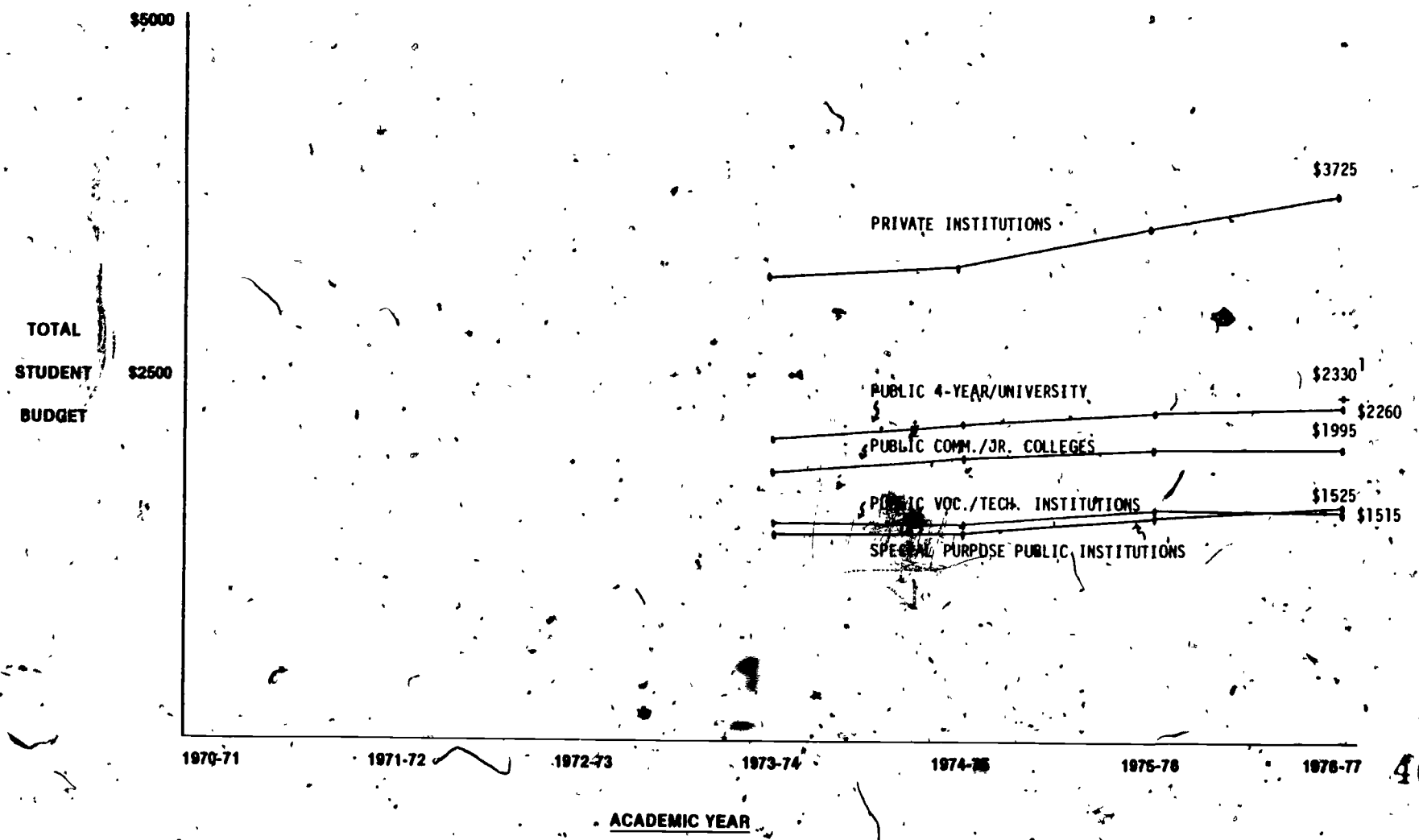
- MINN.-WIS. TUITION RECIPROcity PROGRAM
- MINN.-NORTH DAK. TUITION RECIPROcity PROGRAM

- FOREIGN STUDENT ASSISTANCE PROGRAM
- VETERAN'S DEPENDENTS ASSISTANCE PROGRAM

400

GROSS COSTS TO STUDENTS ATTENDING SCHOOL BY POSTSECONDARY EDUCATION SECTORS

MINNESOTA 12



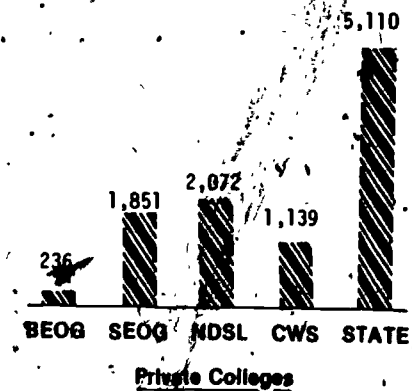
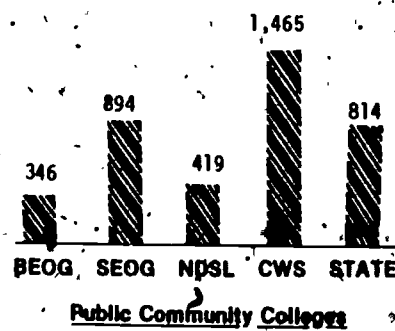
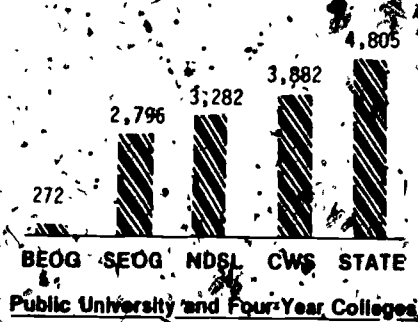
LEVELS OF FEDERAL AND STATE PROGRAM FUNDING BY INSTITUTIONAL SECTOR

MINNESOTA 13

(Figure in thousands)

THE FIGURES SHOWN FOR STATE DOLLARS AWARDED ARE FOR THE 1975-76 SCHOOL YEAR AND PERTAIN TO:

- STATE SCHOLARSHIP PROGRAM
- STATE GRANT-IN-AID PROGRAM

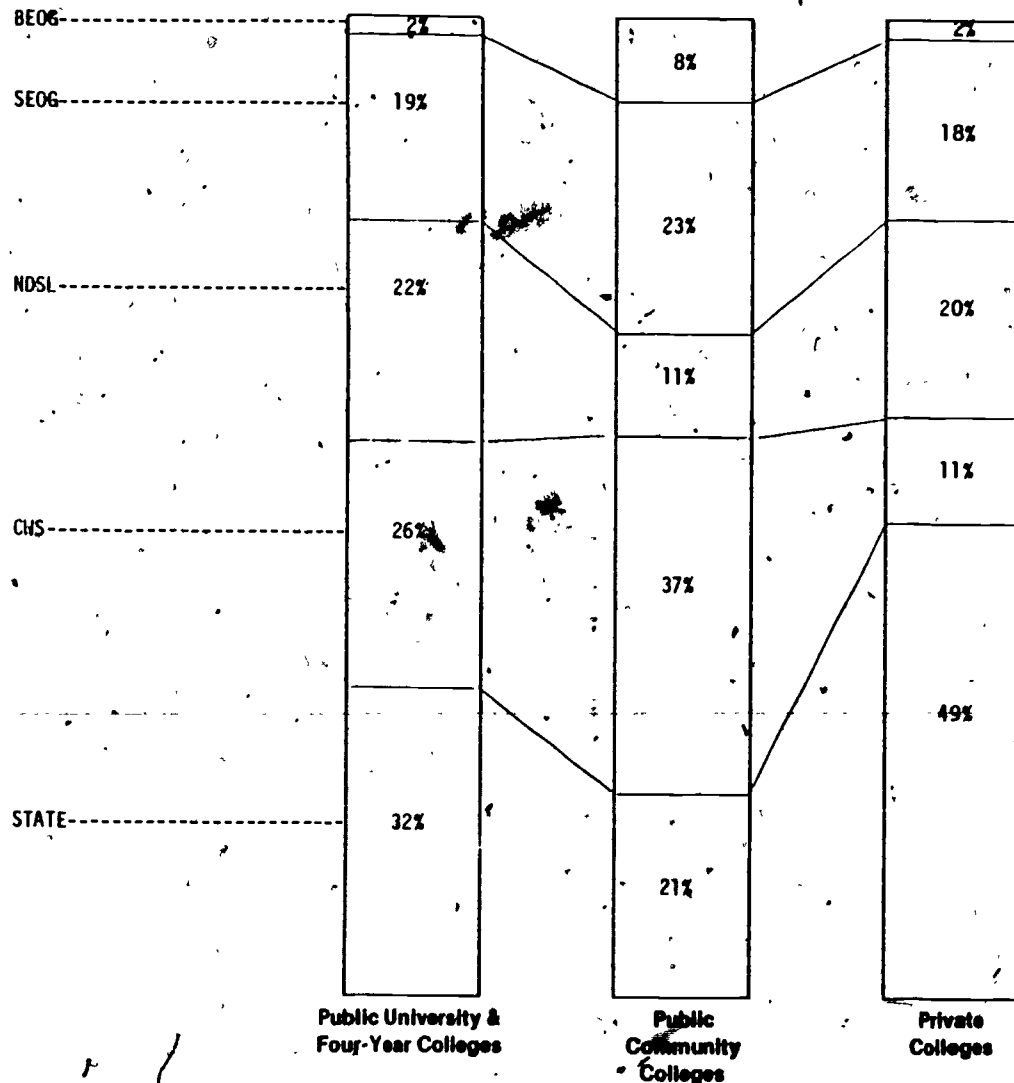


State funds were also awarded to the following types of institutions:

- Proprietary - \$ 23,934
- Public Vocational - \$783,174
- Special - \$132,860

RELATIVE IMPORTANCE OF FEDERAL AND STATE PROGRAM FUNDING BY SECTOR

MINNESOTA 14



THE FIGURES SHOWN FOR STATE DOLLARS AWARDED ARE FOR THE 1975-76 SCHOOL YEAR AND PERTAIN TO:

- STATE SCHOLARSHIP PROGRAM
- STATE GRANT-IN-AID PROGRAM

} Percent
Distribution of
Student
Assistance
By Program
By Sector

State funds were also awarded to the following types of institutions:

- Proprietary - \$ 23,934
- Public Vocational - \$783,174
- Special - \$132,860

**DESCRIPTIONS OF PROGRAM OFFICES AND AGENCIES AND
CORRESPONDING PROGRAM RESPONSIBILITIES**

MISSOURI A1

Department of Higher Education

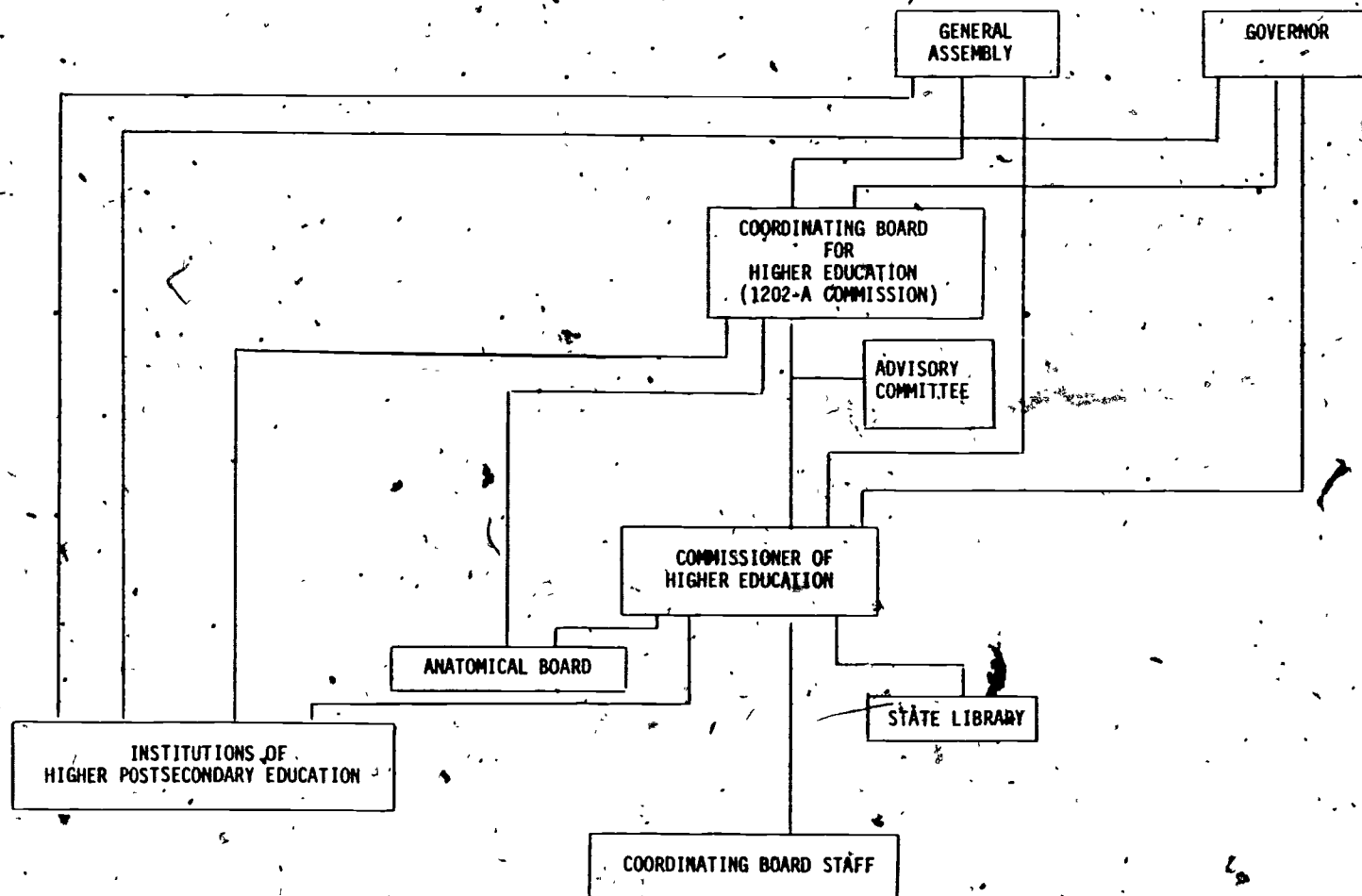
1. Student Grant Program

407

408

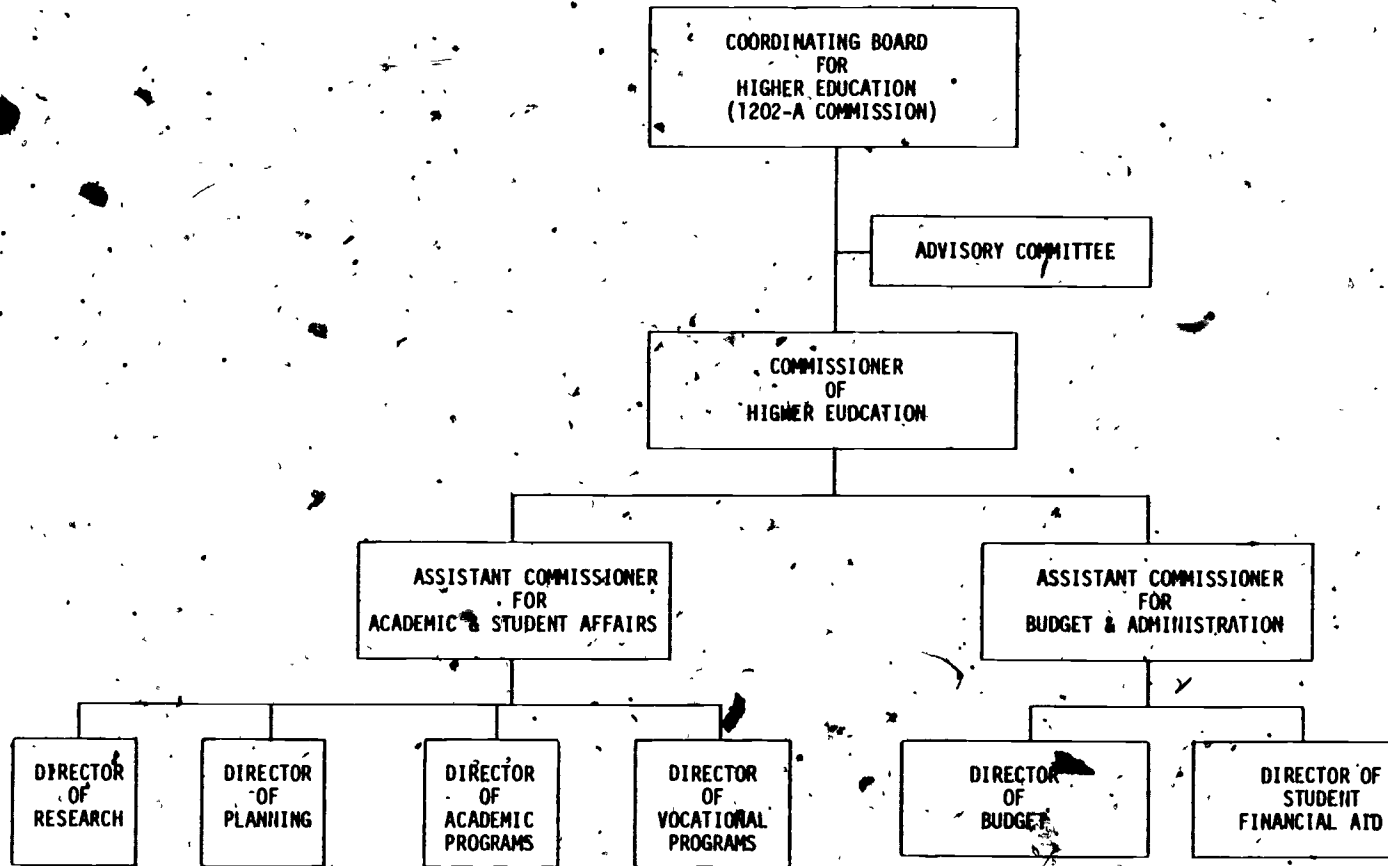
RELATIONSHIPS OF STATE AGENCIES

MISSOURI A2.



STATE AGENCY ORGANIZATION

MISSOURI B1



**MANAGEMENT RELATIONSHIPS BETWEEN THE STATE AGENCY
AND OTHER STATE AGENCIES/INSTITUTIONS**

MISSOURI B2

<u>WHO ACCOMPLISHES THE FOLLOWING?</u>	<u>STATE PROGRAM OFFICE</u>	<u>INSTITUTIONAL FINANCIAL AID OFFICER</u>	<u>OTHER OFFICERS OR AGENCIES</u>
Processing of Applications			
• Verification of Student Application Information	X	X	Missouri Department of Revenue
• Identification of Eligible Recipients	X	X	
• Determination of Award Size	X	X	
• Assignment of Priority to Awards	X		
• Formally Approves Award	X		
Makes Payment to Student (or Credits Student Account)	X	X	
Makes Post-Award Adjustments	X	X	
Initiates the Prosecution of Possible Fraudulent Student applications	X		
Publicizes Award Availability	X	X	

STATE PROGRAM OFFICE DEFINITIONS FOR SELECTED TERMS.

MISSOURI B3

<u>DEFINITIONS USED BY STATE PROGRAM OFFICES</u>	<u>STATE DEFINITION SPECIFIED BY</u>	<u>STATE DEFINITION COMMONLY USED BY ALL INSTITUTIONS</u>		<u>STATE DEFINITION CONSISTENT ACROSS ALL STATE PROGRAMS</u>
		<u>PUBLIC</u>	<u>PRIVATE</u>	
Half-Time Student - At least six hours of college work but less than 12 hours.	Interpretation	Varies	Varies	Not Applicable
State Resident - Dependent student--residence is that of parents. Independent student--Residence established after one year in Missouri in some capacity other than full-time student.	Law	Varies	Varies	Yes
Independent Student - Not a tax exemption of parent or guardian for the award year, year previous to and year after award year. Receives less than \$600 annually for those three years from parent or guardian. Does not live with parent or guardian.	Interpretation	Yes	Yes	Yes
Non-Profit Institution - A public institution or a corporation which qualifies as non-profit under the IRS code.				
Satisfactory Academic Progress - Defined and controlled by individual institution.	Interpretation			
United States Citizenship - Natural citizen or naturalized citizen only. Permanent resident and others are not eligible for State program.	Law			

INFORMATION FLOW BETWEEN THE STATE PROGRAM OFFICE AND VARIOUS FEDERAL OFFICES

MISSOURI B4

<u>FEDERAL OFFICES</u>	<u>TYPE OF INFORMATION PROVIDED BY STATE STUDENT-AID AGENCY</u>		<u>TYPE OF INFORMATION RECEIVED BY STATE STUDENT-AID AGENCY</u>		<u>PERCEPTION OF ADEQUACY OF INFORMATION FLOW</u>
SSIG Office	Summaries Recipients	Regulations	Summaries Regulations		Adequate
BEOG Office		Summaries	Summaries Recipients	Applications	Adequate
Regional OE Student-Assistance Office (Campus-Based Programs)			Summaries		Marginal
Washington OE Office (Campus-Based Programs)			Summaries		Marginal
FISL/GSL Office (GSL state inactive Reports to FISL)			Summaries		Marginal
 <u>STATE/INSTITUTIONAL OFFICES</u>					
Public Institutions	Summaries Recipients Applications	Litigation Regulations Terminations	Summaries Recipients Applications	Litigation Terminations	Adequate
Private Institutions	Summaries Recipients Applications	Litigation Regulations Terminations	Summaries Recipients Applications	Litigation Terminations	Adequate
Governor/Budget Office		Summaries		Regulations	Adequate
State Legislature (Including Committee Staffs)		Summaries		Regulations	Adequate

MANAGEMENT STAFFING OF STATE PROGRAM OFFICES

MISSOURI B5

<u>MANAGEMENT FUNCTION</u>	<u>PERCENTAGE OF STAFF EFFORT</u>	<u>STAFF ASSISTANCE FROM OTHER AGENCIES</u> <u>COMMENTS</u>
APPLICATIONS PROCESSING (Includes verification of student information, need analysis, award determination, etc.)	25 ¹	
RESPONDING TO REQUESTS FOR INFORMATION (Includes federal requests for information, parent/student inquiries, testimony in hearings, etc.)	15 ¹	
PROGRAM REVIEW (Includes on-site visits to institutions, formal/informal audits, etc.)	10 ¹	
PUBLIC RELATIONS AND INFORMATION DISSEMINATION (Includes parent/student workshops, work on promotional literature, etc.)	10 ¹	
GENERAL ADMINISTRATION (Includes executive personnel, staff training and development, regulations and guidelines, preparation of summary statistics, etc.)	20 ¹	
OTHER MANAGEMENT ACTIVITIES (Includes any special staff activities which do not clearly fall in one of the above categories)	20 ¹	

¹Response is based on a reasonable estimation or approximation.

**STATE AGENCY CALENDAR OF EVENTS FOR NEED-BASED
PROGRAMS FOR 1976-77 SCHOOL YEAR**

MISSOURI

B6

MONTH/YEAR

EVENTS

OCTOBER 1975 Agency budget presented to governors office or budget bureau

NOVEMBER-DECEMBER 1975 Agency completes planning workshops for students or counselors

JANUARY 1976 Agency makes student-aid applications available

FEBRUARY 1976 Agency budget presented to legislature

APRIL 1976 Deadline for student-aid applications

JUNE 1976 Legislature appropriates student assistance funds

JULY 1976 Agency (or institutions) announces award winners

JUNE 1977 Last date at which award changes
and adjustments are made

**PROGRAM AND FISCAL CONTROLS OF PROGRAMS
OPERATED BY STATE AGENCY**

MISSOURI B7

<u>PROGRAM CONTROLS</u>	<u>CONTROL USED SAMPLE OR TOTAL POPULATION STUDIED</u>	<u>AGENCY/OFFICE UNDERTAKING CONTROLS</u>	<u>SPECIAL ACTIONS COMMENTS</u>
A. <u>Control on Student Application Data Accuracy</u> 1. Match Against Tax Forms? 2. Match Against BEOG Applications? 3. Match Against Institutional Student Records? 4. Warnings of Prosecution? 5. Prosecution?	Yes ¹	State	Note 2
B. <u>Controls on Attendance and/or Progress</u> 1. Check on Enrollment/Initial Attendance? 2. Check on Mid-Term Attendance? 3. Check on Course Completion? 4. Check on Academic Progress Before Award? 5. Partial Awards?	Yes, All	Institution	No awards made.
C. <u>Controls on Award Size</u> 1. Check to Make Sure Other Awards Actually Made? 2. Match Against BEOG, Campus-Based Award Files? 3. Re-Check to Ensure Award Adjustments Actually Made? 4. Second Review of Aid Packages?	Yes, All Yes, All Yes, All	Institution Institution	Awards adjusted.
D. <u>Controls on Institutional Student-Aid Operations</u> 1. Independent Program Audits? 2. Aid Officer Bonding? 3. Aid Officer Certification? 4. Double Signatures on All Fund Transfers?	Yes, All	State	
E. <u>Controls on Central Administrative Staff Operations</u> 1. Independent Program Audits? 2. Bonding of Staff Members? 3. Double Signatures on All Fund Transactions?	Yes, All Yes, All Yes, All	State State State	

¹ Sampled instances 40%

² Attempt to reconcile. If no reconciliation possible, no award consideration is made.

**PROGRAM INFORMATION DISSEMINATION PROCEDURES
USED FOR STATE NEED BASED PROGRAMS**

MISSOURI C1

<u>INFORMATION PROVIDED THROUGH</u>	<u>TYPE OF INFORMATION PROVIDED</u>					
	<u>APPLICATION FORMS</u>	<u>ELIGIBILITY CONDITIONS</u>	<u>FILING/CLOSING DATES FOR STATE PROGRAMS</u>	<u>INFORMATION ON THE COST OF ATTENDANCE AT VARIOUS TYPES OF INSTITUTIONS</u>	<u>INFORMATION ABOUT APPLYING FOR AID FROM OTHER SOURCES</u>	<u>INFORMATION ON PENALTIES FOR PROVIDING FRAUDULENT DATA</u>
1. High School Counselors	X	X	X		X	X
2. College Financial-Aid Officers	X	X	X	X	X	X
3. Direct Mailings Graduating High School Students or Parents						
4. High School Meetings or Workshops	X	X			X	X
5. College Admissions Office	X					
6. Newspaper Ads						
7. Radio, Television Ads						
8. Social Service Agencies	X				X	
9. Other (Please Specify)						

**DESCRIPTIONS OF STATE-SPONSORED
STUDENT ASSISTANCE PROGRAMS**

MISSOURI

D1

Missouri Student Grant Program (MSGP) - A need-based grant program which provides for increased freedom of college choice for Missouri students, increased accessibility and retention of Missouri students in Missouri schools of higher education, and tuition equalization.

BASIC STATE PROGRAM INFORMATION

MISSOURI D2

<u>Programs</u>	<u>Year</u>	<u>Number of Awards</u>	<u>Average Full-Time Award Size</u>	<u>Total Dollars Awarded</u>	<u>Eligible Population</u>
<u>Need-Based</u>					
<u>Grants</u>					
Missouri Student Grant Program (MSGP)	1972-73 1975-76	172 9,653 ¹	\$327 \$389 ¹	✓ 56,172 \$3,760,110	Resident Undergraduates

429

430

¹ Includes one-semester awards.

STUDENT ELIGIBILITY CRITERIA FOR STATE PROGRAMS

MISSOURI E1

<u>Programs</u>	<u>Acceptable Residency Status</u>	<u>Acceptable Attend. Status</u>	<u>Acceptable Student Levels</u>	<u>Special Priority to Cont'g. Awards</u>	<u>Income Limits</u>	<u>Need Limits</u>
<p><u>Need-Based</u></p> <p><u>Grants</u></p> <p>Missouri Student Grant Program (MSGP)</p>	<p>Residents attending In-State</p>	<p>Full-Time</p>	<p>All Under-graduates</p>	<p>Yes</p>	<p>\$30,000</p>	<p>\$80</p>

INSTITUTIONAL ELIGIBILITY CRITERIA FOR STATE STUDENT-ASSISTANCE PROGRAMS

MISSOURI E2

<u>Programs</u>	<u>University and 4-Year Colleges</u>	<u>Community/ Junior Colleges</u>	<u>Voc./Tech. Schools</u>	<u>Proprietary</u>	<u>Special Types of Institutions</u>
<p><u>Need-Based</u></p> <p><u>Grants</u></p> <p>Missouri Student Grant Program (MSGP)</p>	<p>Public Private</p>	<p>Public Private</p>	<p>No</p>	<p>No</p>	<p>No</p>

433

434

NEED DETERMINATION CRITERIA FOR STATE PROGRAMS

MISSOURI E3

<u>Programs</u>	<u>Program Definition of Need</u>	<u>Is BEOG Application Required?</u>	<u>Expected Family Contribution (EFC) Method</u>	<u>Student Budget Includes What Items?</u>
<p><u>Need-Based</u></p> <p><u>Grants</u></p> <p>Missouri Student Grant Program (MSGP)</p>	<p>Need = Student Budget - EFC.</p>	<p>No</p>	<p>Consensus</p>	<p>Tuition/Fees General Student Costs</p>

AWARD SIZE DETERMINATION CRITERIA FOR STATE PROGRAMS

MISSOURI E4

<u>Programs</u>	<u>Maximum Award Size?</u>	<u>What Award Size Determination Method is Used?</u>	<u>How is Award Priority Determined?</u>	<u>Who Ultimately Determines Award Amount?</u>
<p><u>Need-Based</u></p> <p><u>Grants</u></p> <p>Missouri Student Grant Program (MSGP)</p>	<p>\$900</p>	<p>Award amount is the least of: \$900, actual computed financial need, or one-half tuition and fees for 1971-72 year at applicant's college choice.</p>	<p>Applicants ranked by continuation status first, the highest order of need. Awards made first to highest need, continuation students, through lowest need, continuation students. Remaining funds awarded to initial highest need.</p>	<p>State</p>


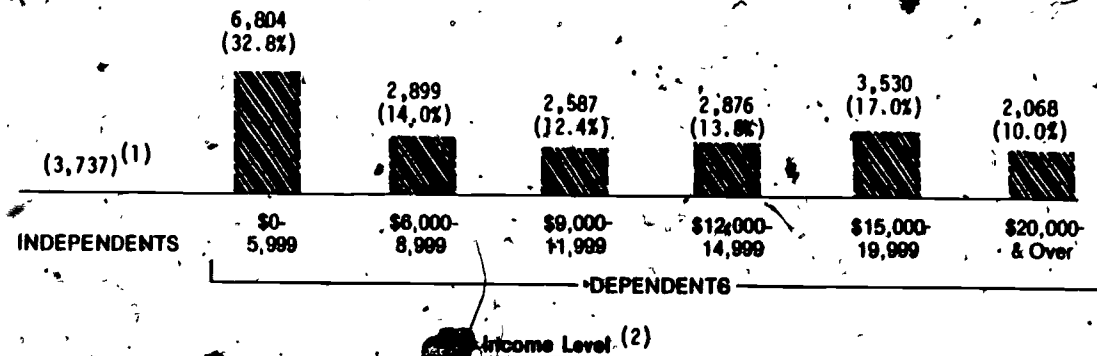
Institutions may reduce award amounts in order to comply with state and federal guidelines.

NUMBER OF NEED-BASED GRANT PROGRAM APPLICANTS

MISSOURI F1

THESE FIGURES FOR THE 1975-76
SCHOOL YEAR PERTAIN TO:

• MISSOURI STUDENT GRANT PROGRAM



(1) The "Independent" number was also included and, therefore, calculated in the "Dependent" income categories.


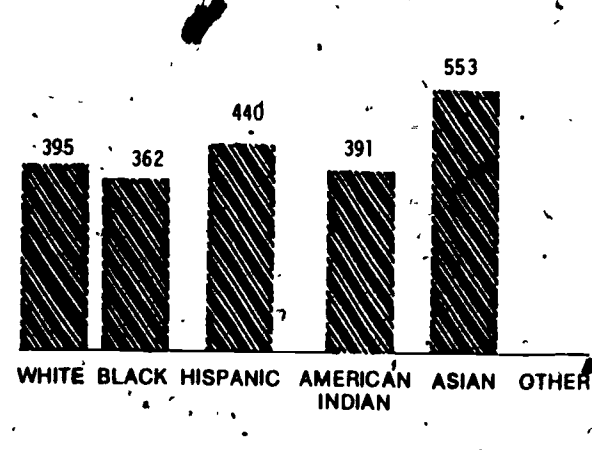
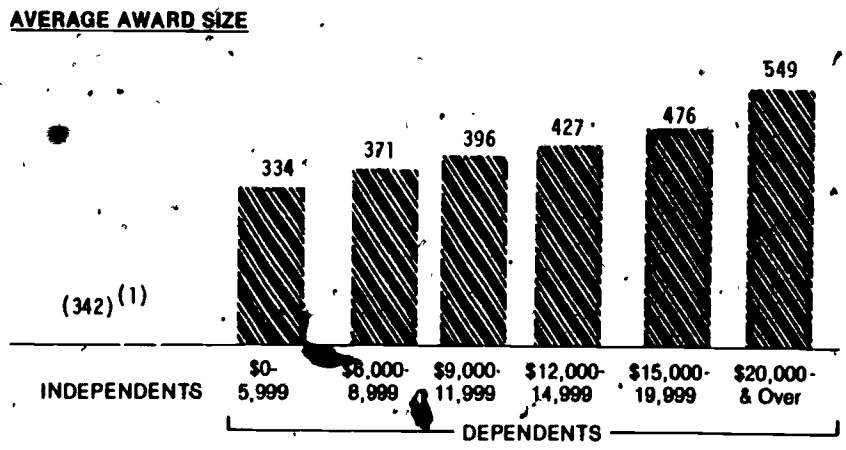

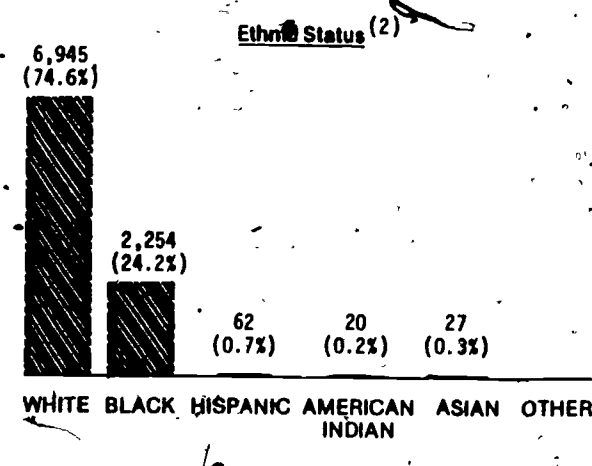
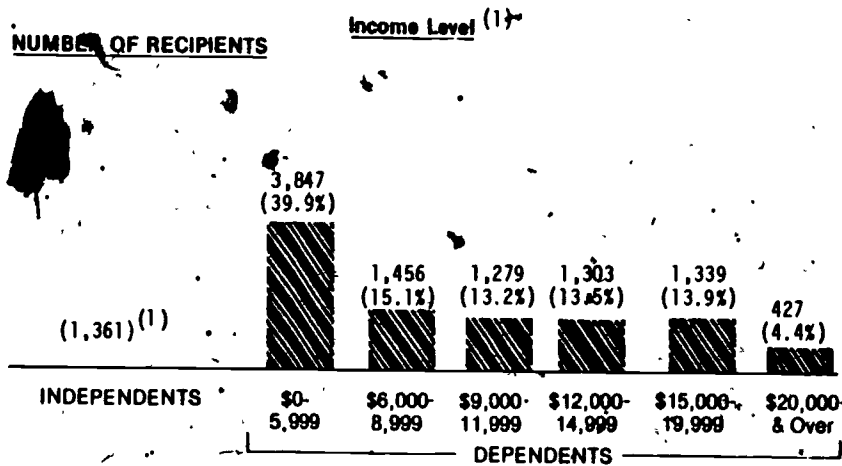
(2) All income category figures are based on reasonable estimations or approximations.

(3) There were 711 applicants whose ethnic status was not reported. These are not included in the ethnic status distributions shown above.

NUMBER OF NEED-BASED GRANT PROGRAM RECIPIENTS AND AVERAGE AWARD SIZE

F2
MISSOURI

THESE FIGURES FOR THE 1975-76 SCHOOL YEAR PERTAIN TO:
• MISSOURI STUDENT GRANT PROGRAM



(1) The "Independent" figures are included and calculated in the "Dependent" distributions. These data are merely for information.
 (2) There were 345 applicants whose ethnic status was not reported. These are not included in the ethnic status distributions shown above.

SOURCES AND DISTRIBUTION OF NEED-BASED GRANT PROGRAM FUNDS

MISSOURI G1


THESE FIGURES FOR THE 1975-76 SCHOOL YEAR PERTAIN TO:

• MISSOURI STUDENT GRANT PROGRAM (MSGP)


STATE APPROPRIATIONS
\$3,349,000 89.1%

PRIVATE GIFTS

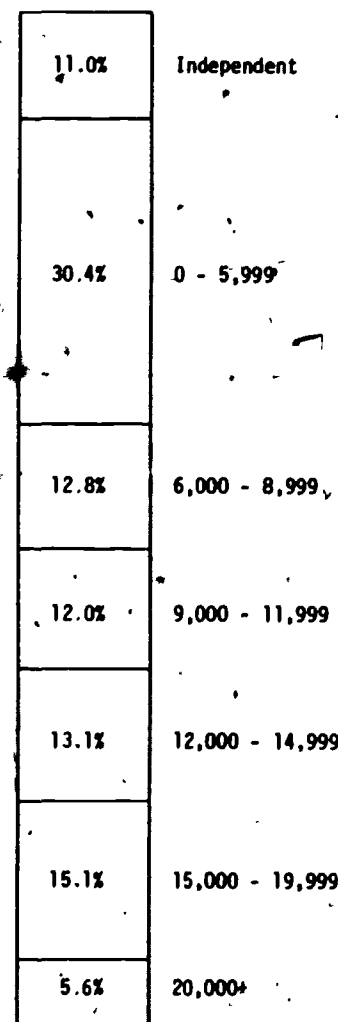
\$411,637 10.9%
FEDERAL SSIG PROGRAM



INSTITUTIONAL SECTORS

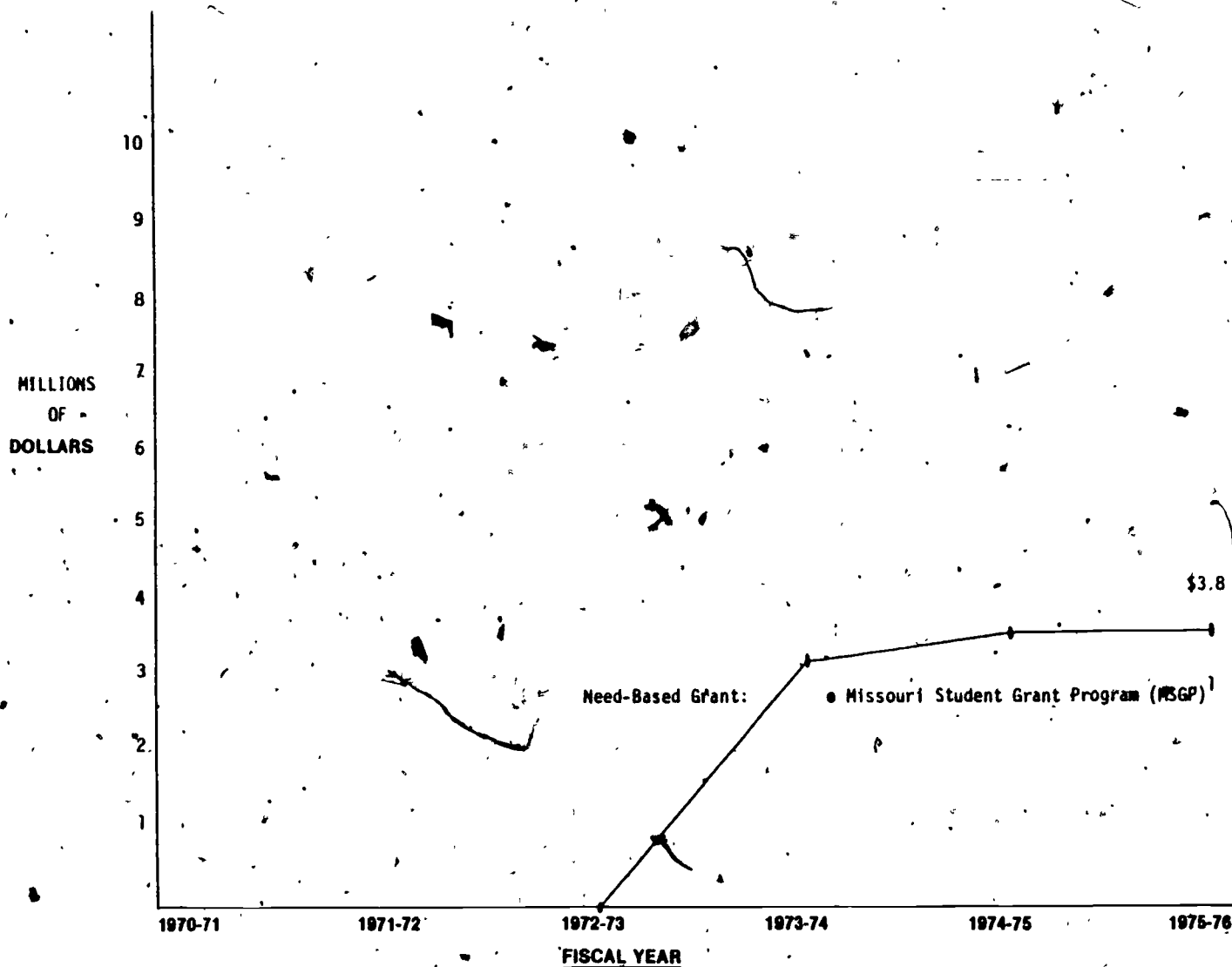


STUDENT INCOME CATEGORIES



HISTORIC STATE EXPENDITURES ON STUDENT-ASSISTANCE PROGRAMS

MISSOURI G2




¹ 1972-73 first year of program.

STATE POPULATION PROFILE


MISSOURI H1

NUMBER OF HOUSEHOLDS



Effective Buying Income₁

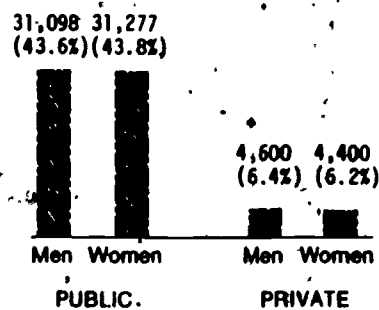
STATE POPULATION 18 AND OVER



Ethnic Status

Sex

STATE HIGH SCHOOL GRADUATES



Sex

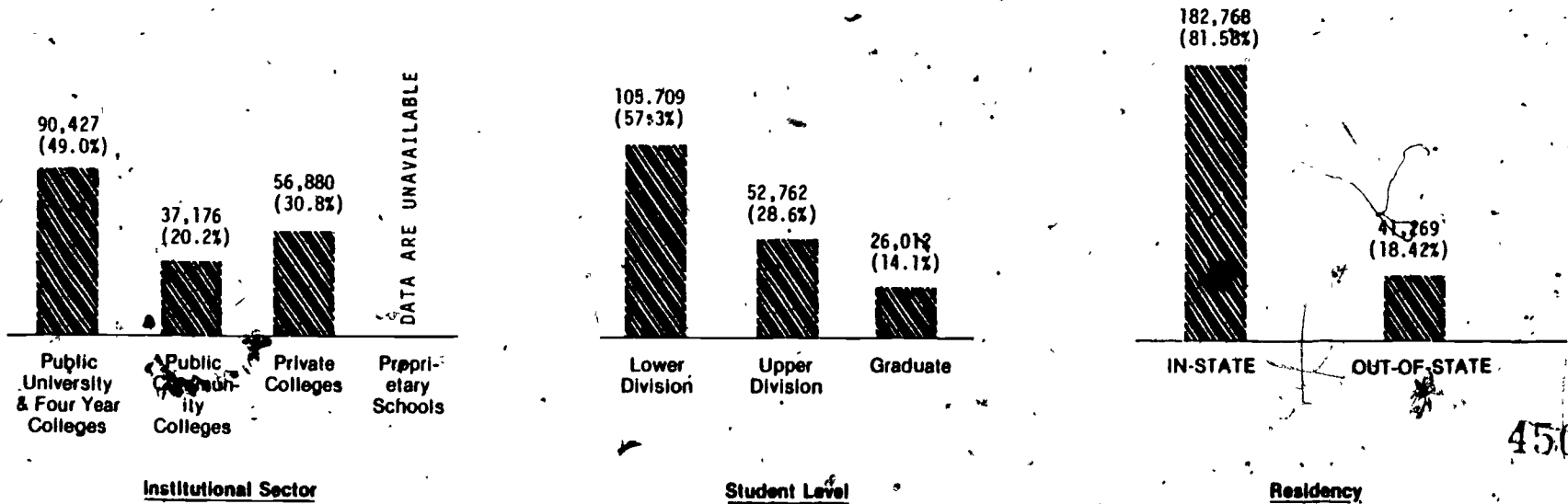

The high school graduation figures do not include 6,135 persons granted a high school equivalency certificate.

(c) Sales and Marketing Management 1977 Survey of Buying Power Data Service

STATE-POSTSECONDARY EDUCATION STUDENT ENROLLMENTS

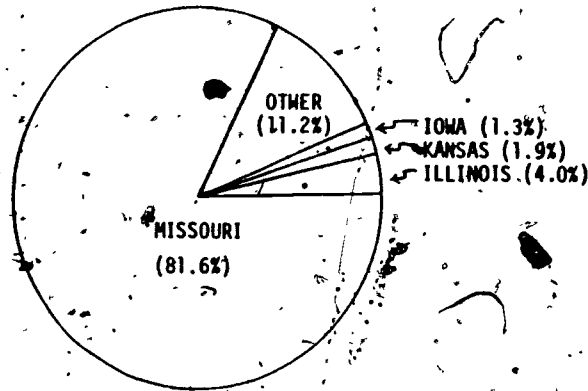
MISSOURI H2

(Figures in Thousands)

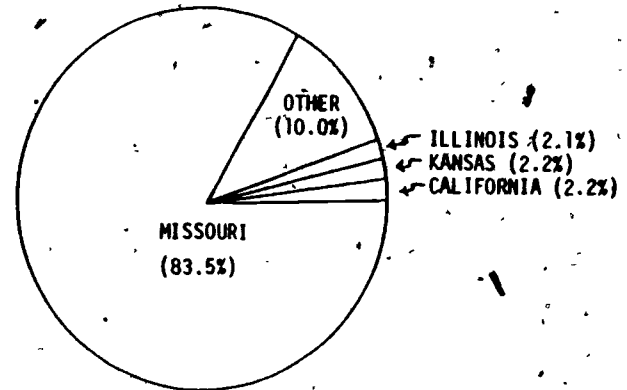


INTERSTATE MIGRATION OF STUDENTS

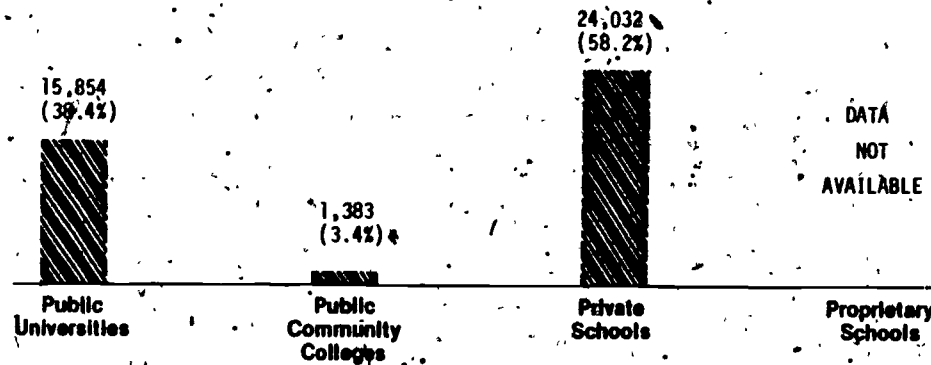
MISSOURI H3



RESIDENT AND NON-RESIDENT STUDENTS ATTENDING IN-STATE INSTITUTIONS



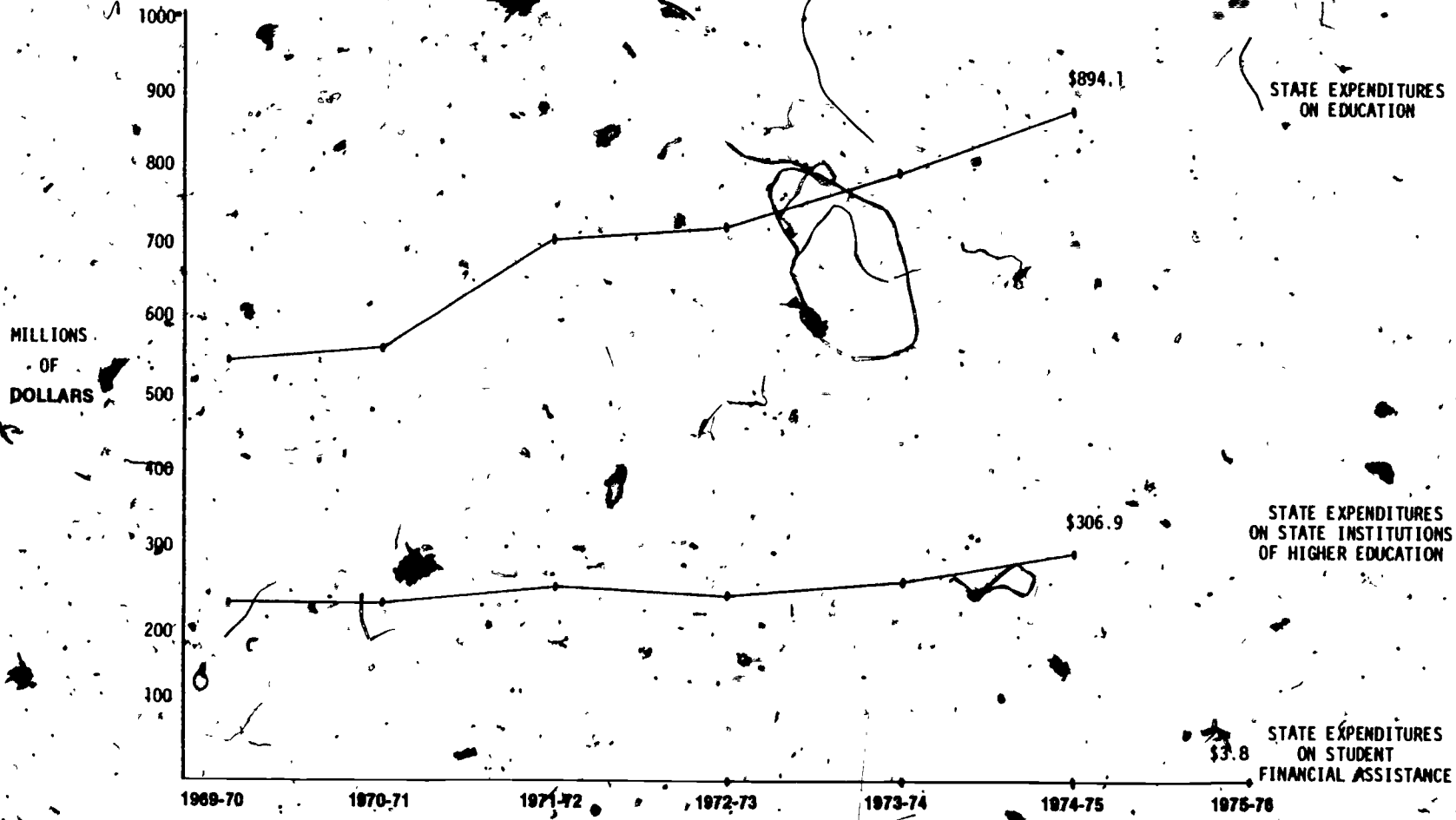
RESIDENT STUDENTS ATTENDING IN-STATE AND OUT-OF-STATE INSTITUTIONS



INSTITUTIONAL SECTOR
(Out-of-State Students in School In-State)

**STATE EXPENDITURE ON POSTSECONDARY EDUCATION
STUDENT ASSISTANCE**

MISSOURI 11



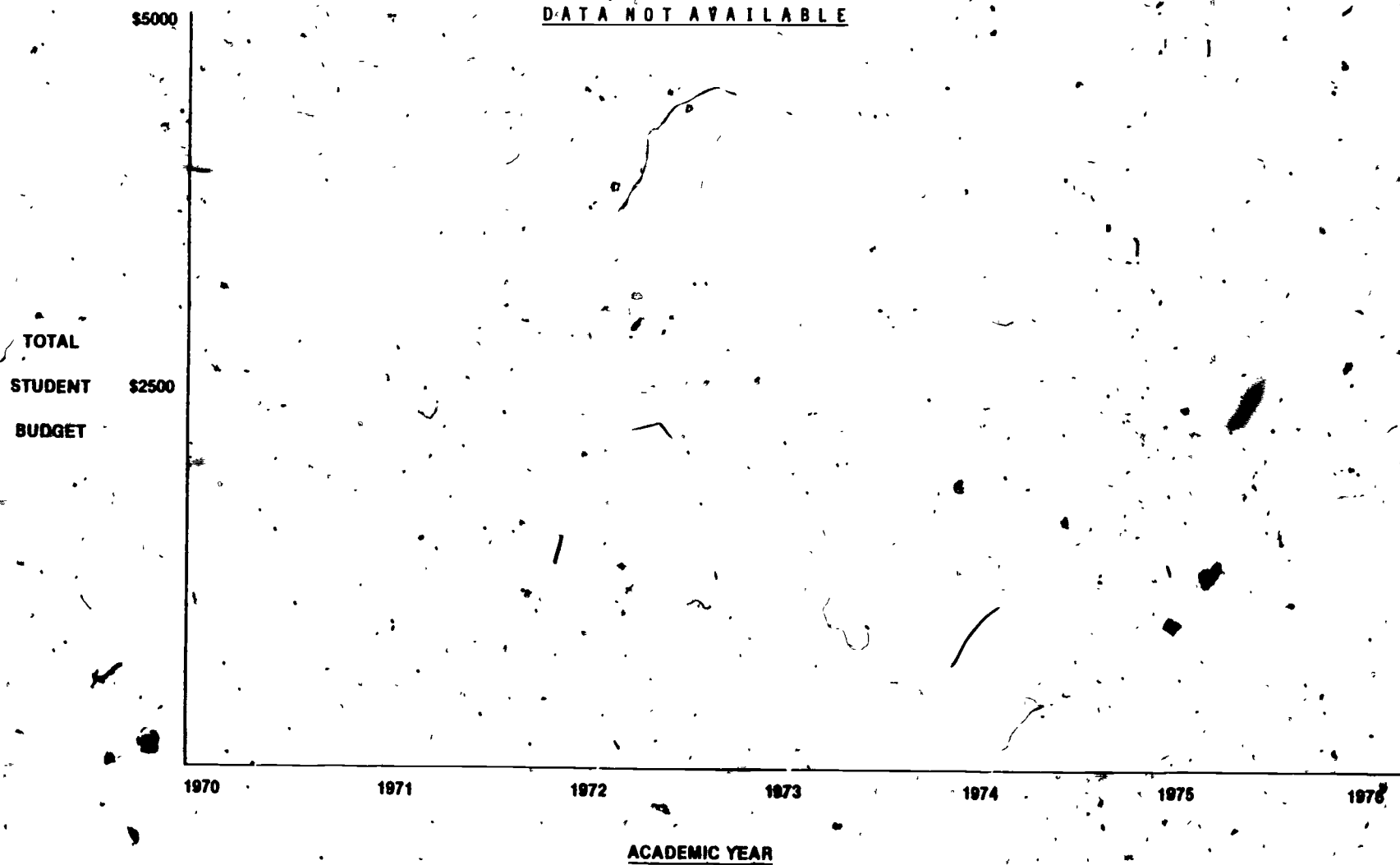
(THESE DATA PERTAIN TO:
MISSOURI STUDENT GRANT PROGRAM (MSGP))

FISCAL YEAR

**GROSS COSTS TO STUDENTS ATTENDING SCHOOL
BY POSTSECONDARY EDUCATION SECTORS**

MISSOURI

12



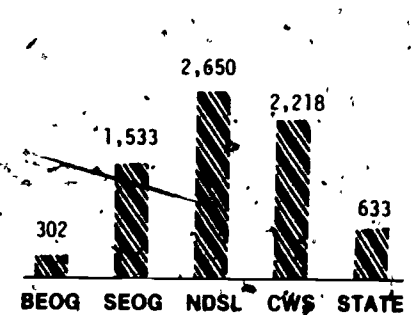
LEVELS OF FEDERAL AND STATE PROGRAM FUNDING BY INSTITUTIONAL SECTOR

MISSOURI 13

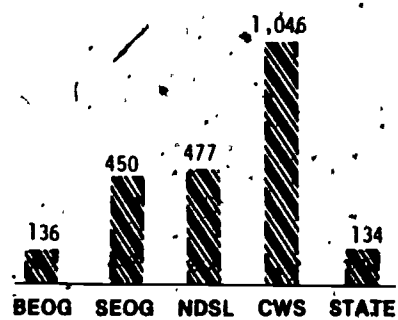
(Figures in thousands)

THE FIGURES SHOWN FOR STATE DOLLARS AWARDED ARE FOR THE 1975-76 SCHOOL YEAR AND PERTAIN TO:

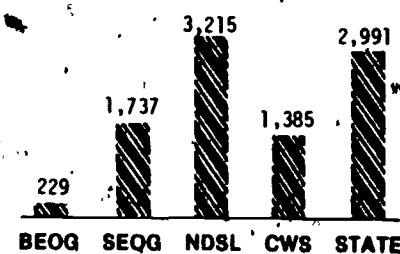
- MISSOURI STUDENT GRANT PROGRAM (MSGP)



Public University and Four-Year Colleges



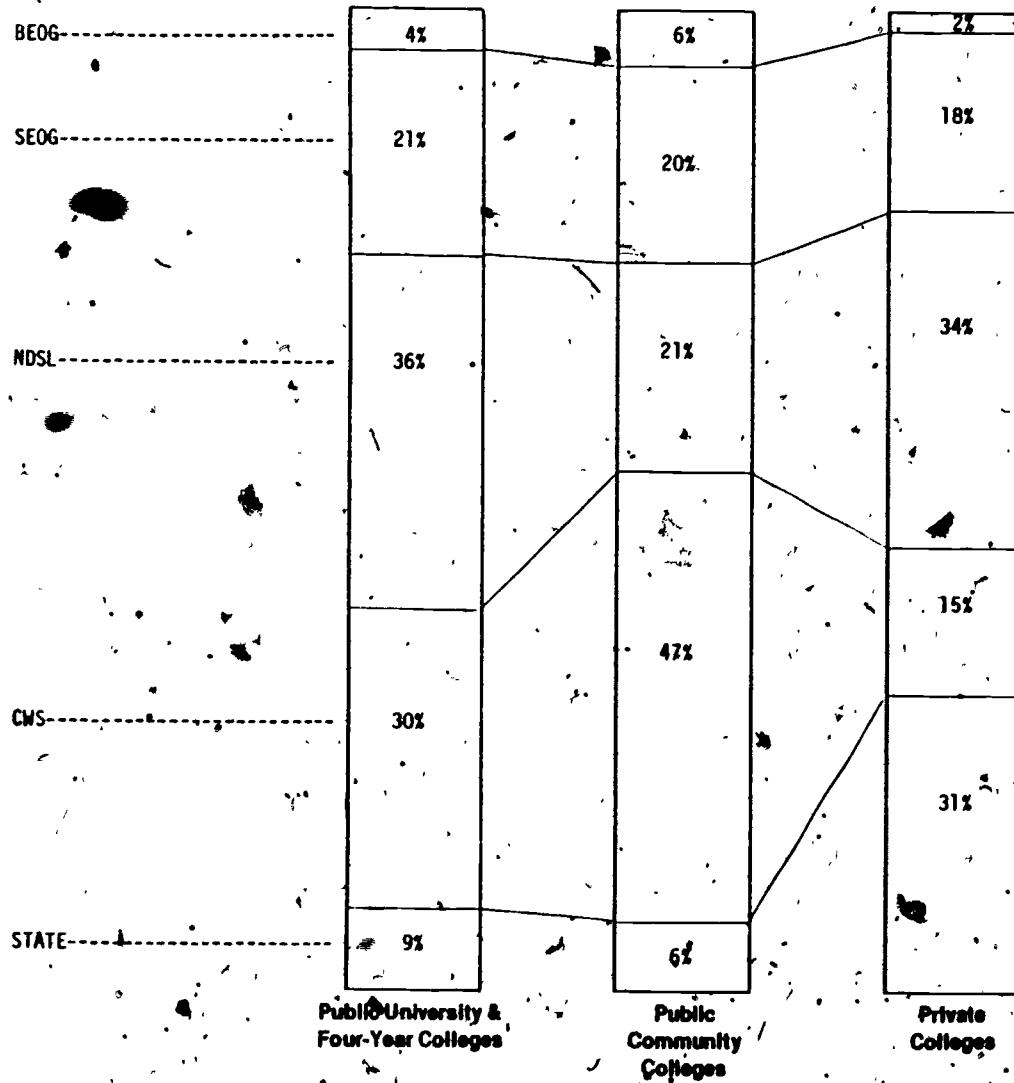
Public Community Colleges



Private Colleges

RELATIVE IMPORTANCE OF FEDERAL AND STATE PROGRAM FUNDING BY SECTOR

MISSOURI 14



THE FIGURES SHOWN FOR STATE DOLLARS AWARDED ARE FOR THE 1975-76 SCHOOL YEAR AND PERTAIN TO:

- MISSOURI STUDENT GRANT PROGRAM (MSGP)

Percent
Distribution of
Student
Assistance
By Program
By Sector

DESCRIPTIONS OF PROGRAM OFFICES AND AGENCIES AND CORRESPONDING PROGRAM RESPONSIBILITIES

MONTANA AI

Commission on Higher Education

1. State Student Incentive Grant Program

WICHE Student Exchange Programs have been developed to help western students obtain access to fields of professional education that are not available in their home state. The program is administered centrally by the Western Interstate Commission on Higher Education. Located within each state is a certifying officer who is the state's representative.

1. WICHE Student Exchange Program

Social and Rehabilitation Services Division

1. Rehabilitation Program

RELATIONSHIPS OF STATE AGENCIES

MONTANA A2

DATA ARE UNAVAILABLE

463

464

STATE AGENCY ORGANIZATION

MONTANA B1

DATA ARE UNAVAILABLE

465

466

**MANAGEMENT RELATIONSHIPS BETWEEN THE STATE AGENCY
AND OTHER STATE AGENCIES/INSTITUTIONS**

MONTANA 82

WHO ACCOMPLISHES THE FOLLOWING?

**STATE
PROGRAM
OFFICE**

**INSTITUTIONAL
FINANCIAL
AID OFFICER**

OTHER OFFICES OR AGENCIES

Processing of Applications

- Verification of Student Application Information
- Identification of Eligible Recipients
- Determination of Award Size
- Assignment of Priority to Awards
- Formally Approves Award

Makes Payment to Student (or Credits Student Account)

Makes Post-Award Adjustments

Initiates the Prosecution of Possible Fraudulent
Student applications

Publishes Award Availability

DATA ARE UNAVAILABLE

467

468

STATE PROGRAM OFFICE DEFINITIONS FOR SELECTED TERMS

MONTANA B3.

DEFINITIONS USED BY
STATE PROGRAM OFFICES

STATE DEFINITION
SPECIFIED BY

STATE DEFINITION COMMONLY
USED BY ALL INSTITUTIONS

STATE DEFINITION CONSISTENT
ACROSS ALL STATE PROGRAMS

PUBLIC

PRIVATE

DATA ARE UNAVAILABLE

**INFORMATION FLOW BETWEEN THE STATE PROGRAM OFFICE
AND VARIOUS FEDERAL OFFICES**

MONTANA B4

TYPE OF INFORMATION PROVIDED
BY STATE STUDENT-AID AGENCY

TYPE OF INFORMATION RECEIVED
BY STATE STUDENT-AID AGENCY

PERCEPTION OF ADEQUACY
OF INFORMATION FLOW

FEDERAL OFFICES

SSIG Office

BEOG Office

Regional OE Student Assistance Office
(Campus-Based Programs)

Washington OE Office
(Campus-Based Programs)

FISL/GSL Office

DATA ARE UNAVAILABLE

STATE/INSTITUTIONAL OFFICES

Public Institutions

Private Institutions

Governor/Budget Office

State Legislature
(Including Committee Staffs)

471

472

MANAGEMENT STAFFING OF STATE PROGRAM OFFICES

MONTANA B5

MANAGEMENT FUNCTION

PERCENTAGE OF STAFF EFFORT

STAFF ASSISTANCE FROM OTHER AGENCIES COMMENTS

APPLICATIONS PROCESSING

(Includes verification of student information, need analysis, award determination, etc.)

RESPONDING TO REQUESTS FOR INFORMATION

(Includes federal requests for information, parent/student inquiries, testimony in hearings, etc.)

PROGRAM REVIEW

(Includes on-site visits to institutions, formal/informal audits, etc.)

PUBLIC RELATIONS AND INFORMATION DISSEMINATION

(Includes parent/student workshops, work on promotional literature, etc.)

GENERAL ADMINISTRATION

(Includes executive personnel, staff training and development, regulations and guidelines, preparation of summary statistics, etc.)

OTHER MANAGEMENT ACTIVITIES

(Includes any special staff activities which do not clearly fall in one of the above categories)

DATA ARE UNAVAILABLE

473

474

**STATE AGENCY CALENDAR OF EVENTS FOR NEED-BASED
PROGRAMS FOR 1976-77 SCHOOL YEAR**

MONTANA 86

MONTH/YEAR

EVENTS

DATA ARE UNAVAILABLE

476

**PROGRAM AND FISCAL CONTROLS OF PROGRAMS
OPERATED BY STATE AGENCY**

MONTANA B7

<u>PROGRAM CONTROLS</u>	<u>CONTROL USED SAMPLE OR TOTAL POPULATION STUDIED</u>	<u>AGENCY/OFFICE UNDERTAKING CONTROLS</u>	<u>SPECIAL ACTIONS COMMENTS</u>
A. <u>Control on Student Application Data Accuracy</u> 1. Match Against Tax Forms? 2. Match Against BEOG Applications? 3. Match Against Institutional Student Records? 4. Warnings of Prosecution? 5. Prosecution?			
B. <u>Controls on Attendance and/or Progress</u> 1. Check on Enrollment/Initial Attendance? 2. Check on Mid-Term Attendance? 3. Check on Course Completion? 4. Check on Academic Progress Before Award? 5. Partial Awards?			<u>DATA ARE UNAVAILABLE</u>
C. <u>Controls on Award Size</u> 1. Check to Make Sure Other Awards Actually Made? 2. Match Against BEOG, Campus-Based Award Files? 3. Re-Check to Ensure Award Adjustments Actually Made? 4. Second Review of Aid Packages?			
D. <u>Controls on Institutional Student-Aid Operations</u> 1. Independent Program Audits? 2. Aid Officer Bonding? 3. Aid Officer Certification? 4. Double Signatures on All Fund Transfers?			
E. <u>Controls on Central Administrative Staff Operations</u> 1. Independent Program Audits? 2. Bonding of Staff Members? 3. Double Signatures on All Fund Transactions?			

477

478

**PROGRAM INFORMATION DISSEMINATION PROCEDURES
USED FOR STATE NEED BASED PROGRAMS**

MONTANA C1

TYPE OF INFORMATION PROVIDED

INFORMATION PROVIDED THROUGH

APPLICATION FORMS

ELIGIBILITY CONDITIONS

FILING/CLOSING DATES FOR STATE PROGRAMS

INFORMATION ON THE COST OF ATTENDANCE AT VARIOUS TYPES OF INSTITUTIONS

INFORMATION ABOUT APPLYING FOR AID FROM OTHER SOURCES

INFORMATION ON PENALTIES FOR PROVIDING FRAUDULENT DATA

1. High School Counselors
2. College Financial-Aid Officers
3. Direct Mailings to Graduating High School Students or Parents
4. High School Meetings or Workshops
5. College Admissions Office
6. Newspaper Ads
7. Radio; Television Ads
8. Social Service Agencies
9. Other (Please Specify)

DATA ARE UNAVAILABLE

DESCRIPTIONS OF STATE-SPONSORED STUDENT ASSISTANCE PROGRAMS

MONTANA

D1

State Student Incentive Grant Program - A need-based grant for resident students attending in-state public four-year and two-year schools.

WICHE Student Exchange Program - A tuition-remission program which aids students in participating western states to obtain access to fields of professional education that are not available in their home states; in Montana, it is particularly the health professions. Funds appropriated by a sponsoring state reimburse the receiving school through payment of an institutional support fee for the educational service offered. The student does not receive a cash stipend.

Montana Rehabilitation Program - A need-based purchase of service program of vocational rehabilitation of the handicapped to gainful employment. Eligibility for the program is by governed state and federal law.

BASIC STATE PROGRAM INFORMATION

MONTANA D2

<u>Programs</u>	<u>Year</u>	<u>Number of Awards</u>	<u>Average Full-Time Award Size</u>	<u>Total Dollars Awarded</u>	<u>Eligible Population</u>
<u>Need-Based</u>					
<u>Grants</u>					
State Student Incentive Grant Program	1975-76	296	\$268	\$ 79,408	Resident Undergraduates
<u>Other</u>					
Montana Rehabilitation Program	1970-71 1975-76	1,248 970	Unavail- able	Unavail- able	Handicapped Students
<u>Non Need-Based</u>					
WICHE Student Exchange Program	1970-71 1975-76	133 160	Not Applicable	\$304,800 \$635,202	Montana Students Accepted by Western Professional Schools

STUDENT ELIGIBILITY CRITERIA FOR STATE PROGRAMS

MONTANA E1

<u>Programs</u>	<u>Acceptable Residency Status</u>	<u>Acceptable Attend. Status</u>	<u>Acceptable Student Levels</u>	<u>Special Priority to Cont'g. Awards</u>	<u>Income Limits</u>	<u>Need Limits</u>
<u>Need-Based</u>						
<u>Grants</u>						
State Student Incentive Grant Program	Residents attending In-State	Full-Time	All Under-graduates	No	Not Given	Not-Given
<u>Other</u>						
Montana Rehabilitation Program.	Eligible Students Under Federal and State Law	Any	All	Yes	Based on Need	Not Given
<u>Non Need-Based</u>						
WICHE Student Exchange Program	Residents at Out-of-State Schools	Full-Time	Graduates or Eligible for Clinical Training in Dental Hygiene, Occupational and Physical Therapy	Yes	Not Applicable	Not Applicable

INSTITUTIONAL ELIGIBILITY CRITERIA FOR STATE STUDENT-ASSISTANCE PROGRAMS

MONTANA - E2

<u>Programs</u>	<u>University and 4-Year Colleges</u>	<u>Community/ Junior Colleges</u>	<u>Voc./Tech. Schools</u>	<u>Proprietary</u>	<u>Special Types of Institutions</u>
<u>Need-Based</u>					
<u>Grants</u>					
State Student Incentive Grant Program	Public	Public	No	No	No
<u>Other</u>					
Montana Rehabilitation Program	Public Private	Public	Public	Yes	Any
<u>Non Need-Based</u>					
WICHE Student Exchange Program	No	No	No	No	Professional and Clinical Training

NEED DETERMINATION CRITERIA FOR STATE PROGRAMS

MONTANA E3

<u>Programs</u>	<u>Program Definition of Need</u>	<u>Is BEOG Application Required?</u>	<u>Expected Family Contribution (EFC) Method</u>	<u>Student Budget Includes What Items?</u>
<u>Need-Based</u>				
<u>Grants</u>				
State Student Inceptive Grant Program	Information not given			Tuition/Fees
<u>Other</u>				
Montana Rehabilitation Program	Need = Needs of Service - Client Resources	Yes	Not Given	To meet needs

AWARD SIZE DETERMINATION CRITERIA FOR STATE PROGRAMS

MONTANA E4

<u>Programs</u>	<u>Maximum Award Size?</u>	<u>What Award Size Determination Method Is Used?</u>	<u>How Is Award Priority Determined?</u>	<u>Who Ultimately Determines Award Amount?</u>
<u>Need-Based</u>				
<u>Grants</u>				
State Student Incentive Grant Program	\$300	Not Given	Not Given	Institution
<u>Other</u>				
Montana Rehabilitation Program	Information not given-----			

Non Need-Based

WICHE Student Exchange Program

Note 1

Uniform for all schools by types. Public schools: out-of-state tuition is covered; Private schools: two-thirds of tuition covered. Balance of payment is used by the school.

Eligible residents accepted by a participating professional school all receive support. If funds are insufficient, the earliest students accepted by schools have priority.

WICHE Commissioners from 13 States

AY 1974-75

Medicine
Dentistry
Veterinary Medicine
Physical Therapy
Dental Hygiene
Occupational Therapy
Optometry
Podiatrics

\$5,000
4,000
4,000
1,200
1,000
1,200
1,200
2,500

AY 1975-76 Entering Students:
Others at Previous Base Until 1977-78

\$6,000
6,000
6,000
2,800
2,800
2,800
3,800
4,800

NUMBER OF NEED-BASED GRANT PROGRAM APPLICANTS

MONTANA F1

DATA NOT AVAILABLE

	\$0- 5,999	\$6,000- 8,999	\$9,000- 11,999	\$12,000- 14,999	\$15,000- 19,999	\$20,000- & Over
INDEPENDENTS						
DEPENDENTS						

Income Level

DATA NOT AVAILABLE

WHITE	BLACK	HISPANIC.	AMERICAN INDIAN	ASIAN	OTHER

Ethnic Status

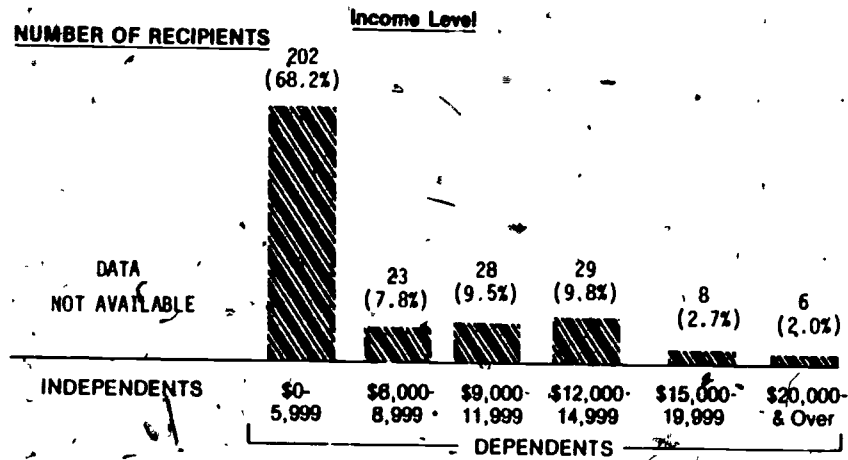
DATA
NOT AVAILABLE

MEN	WOMEN

Sex

NUMBER OF NEED-BASED GRANT PROGRAM RECIPIENTS AND AVERAGE AWARD SIZE

F2
MONTANA



Ethnic Status

Sex

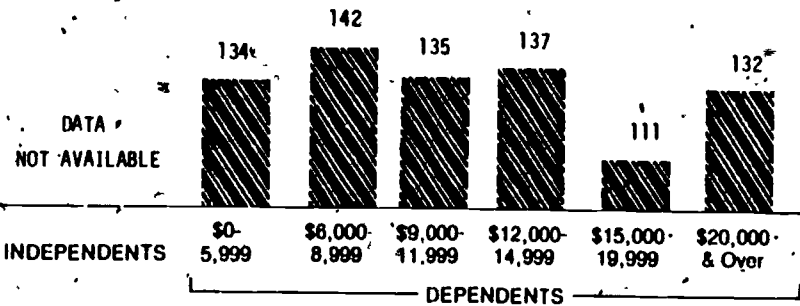
DATA NOT AVAILABLE

DATA NOT AVAILABLE

WHITE BLACK HISPANIC AMERICAN ASIAN OTHER
INDIAN

MEN WOMEN

AVERAGE AWARD SIZE



DATA NOT AVAILABLE

DATA NOT AVAILABLE

WHITE BLACK HISPANIC AMERICAN ASIAN OTHER
INDIAN

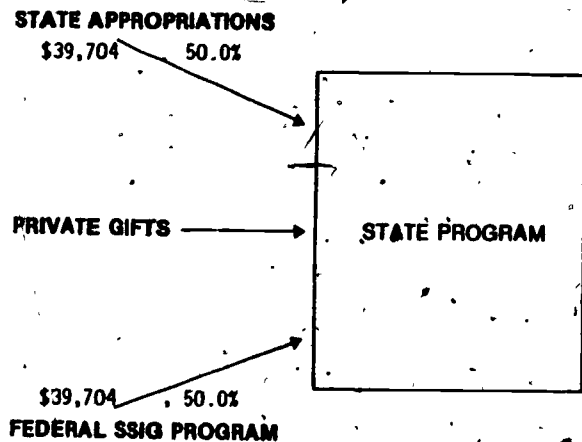
MEN WOMEN

These data were taken from the Financial Status and Performance Report for the Reporting Period July 1, 1975, to September 30, 1976, and only reflect the distribution of the federal portion of the "Number of Recipients" and "Average Award Size." These data do not differentiate between dependent and independent students.

SOURCES AND DISTRIBUTION OF NEED-BASED GRANT PROGRAM FUNDS

MONTANA G1

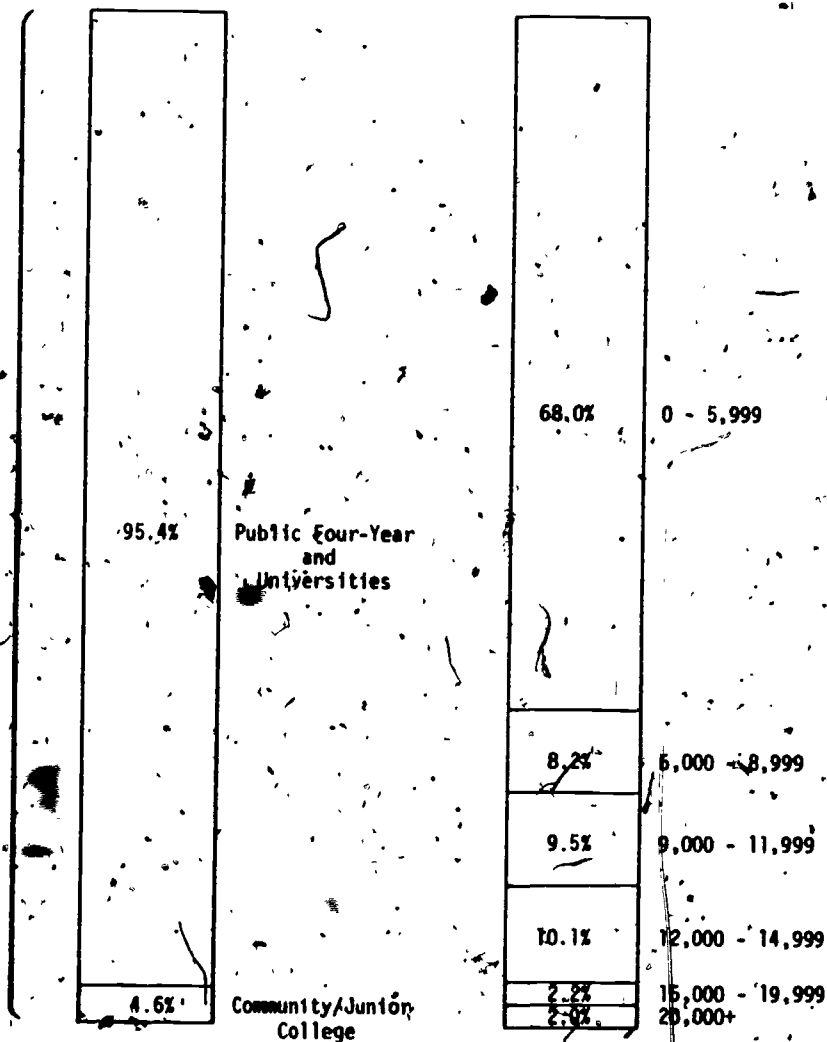
THESE FIGURES FOR THE 1975-76 SCHOOL YEAR PERTAIN TO:
 • STATE STUDENT INCENTIVE GRANT PROGRAM



These data were taken from the Financial Status and Performance Report for the Reporting Period July 1, 1975, to September 30, 1976.

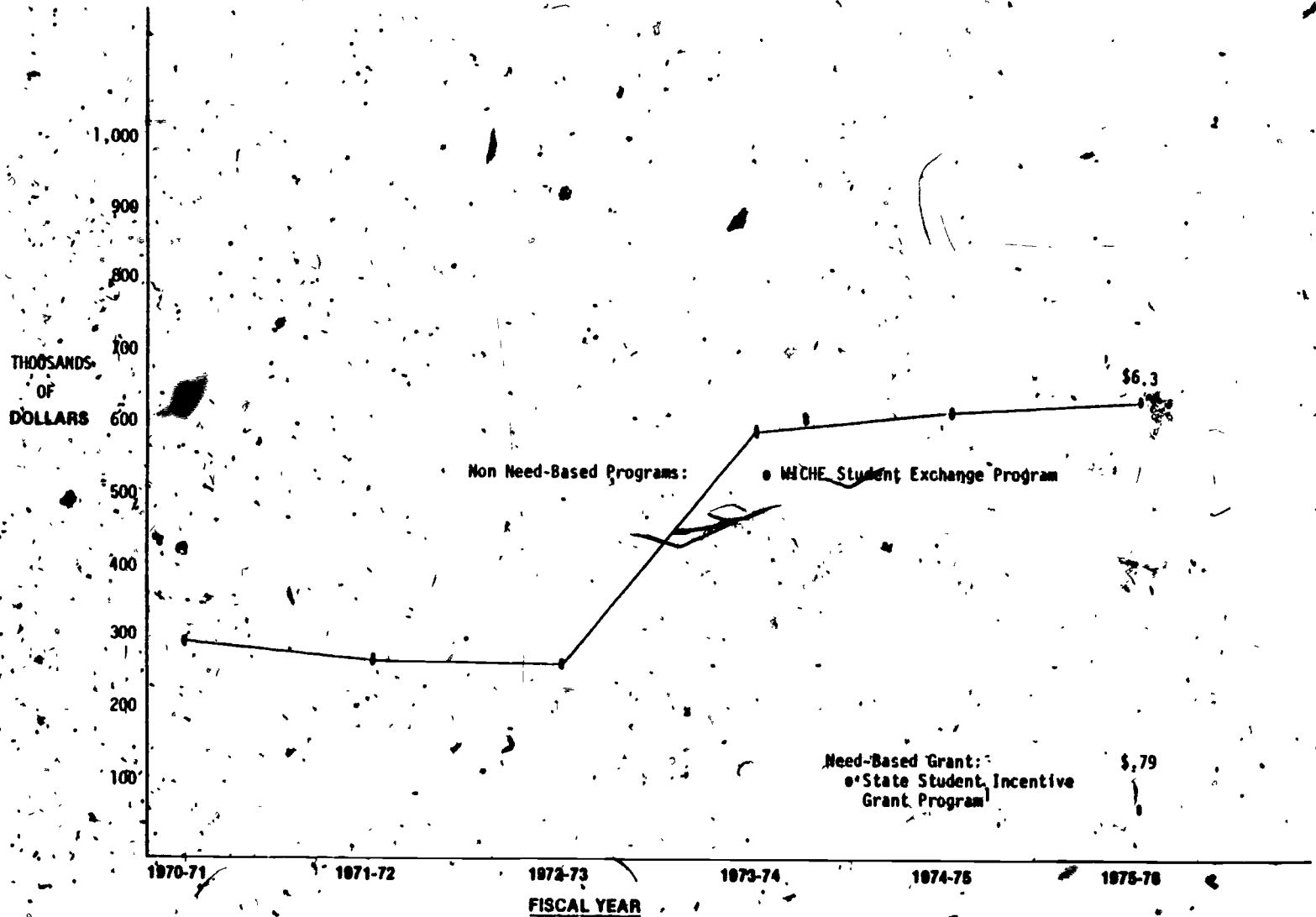
INSTITUTIONAL SECTORS

STUDENT INCOME CATEGORIES



HISTORIC STATE EXPENDITURES ON STUDENT-ASSISTANCE PROGRAMS

MONTANA G2

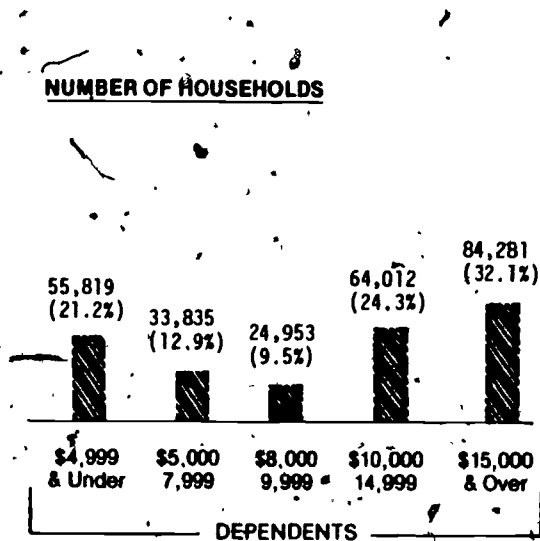


1975-76, first year of program.

STATE POPULATION PROFILE

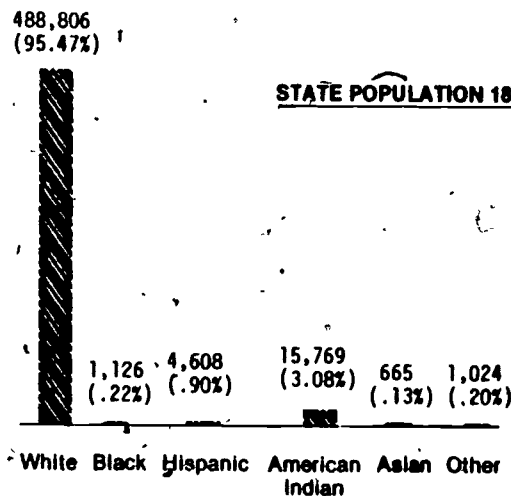
MONTANA H1

NUMBER OF HOUSEHOLDS




Effective Buying Income

STATE POPULATION 18 AND OVER



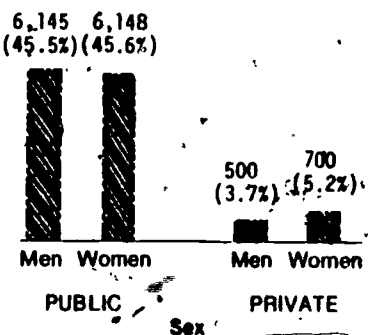
Ethnic Status



Sex

STATE HIGH SCHOOL GRADUATES

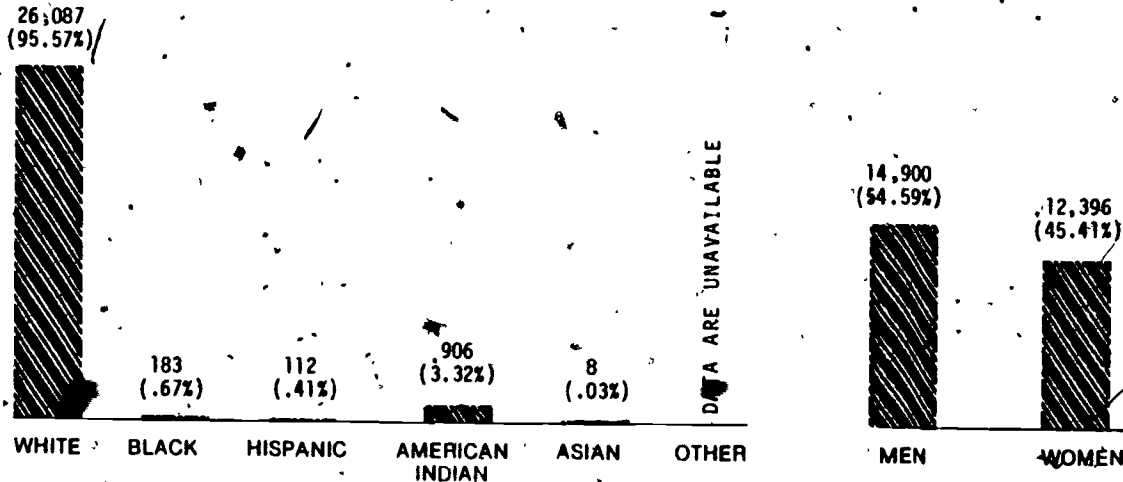
(c) Sales and Marketing Management 1977 Survey of Buying Power Data Service



The high school graduation figures do not include 2,074 persons granted a high school equivalency certificate.

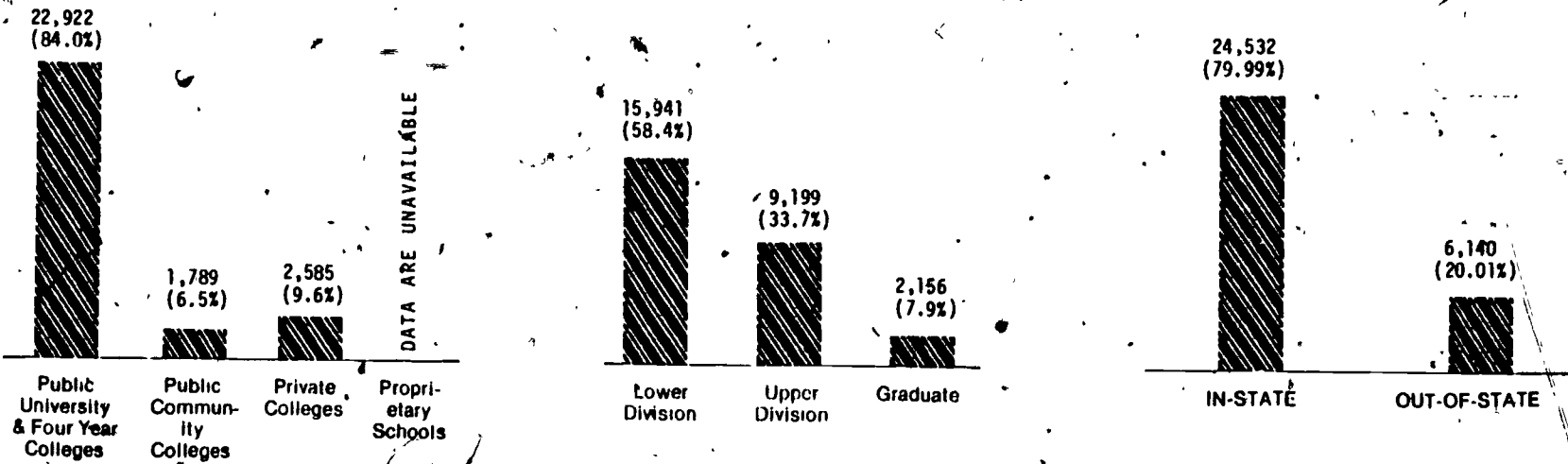
STATE POSTSECONDARY EDUCATION STUDENT ENROLLMENTS

MONTANA H2



Ethnic Status

Sex



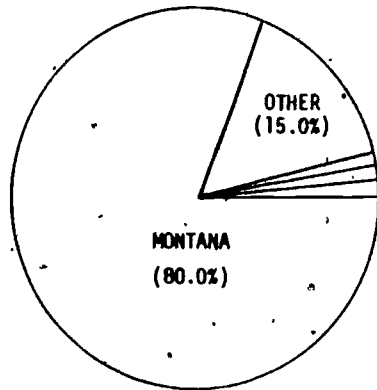
Institutional Sector

Student Level

Residency

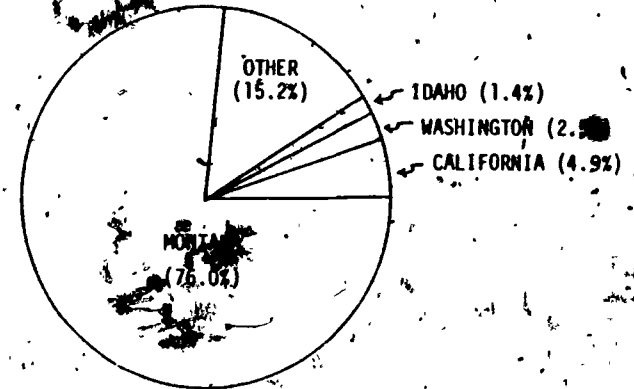
INTERSTATE MIGRATION OF STUDENTS

MONTANA H3

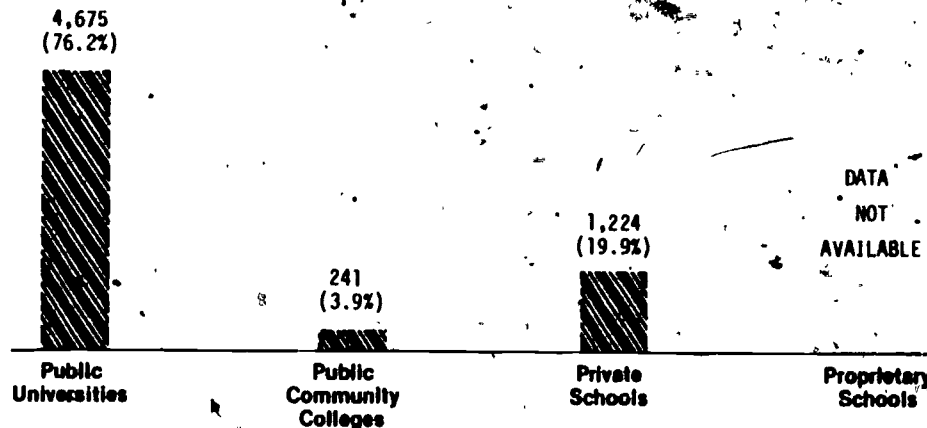


RESIDENT AND NON-RESIDENT STUDENTS ATTENDING IN-STATE INSTITUTIONS

MINNESOTA (1.5%)
ILLINOIS (1.5%)
CALIFORNIA (2.0%)



RESIDENT STUDENTS ATTENDING IN-STATE AND OUT-OF-STATE INSTITUTIONS

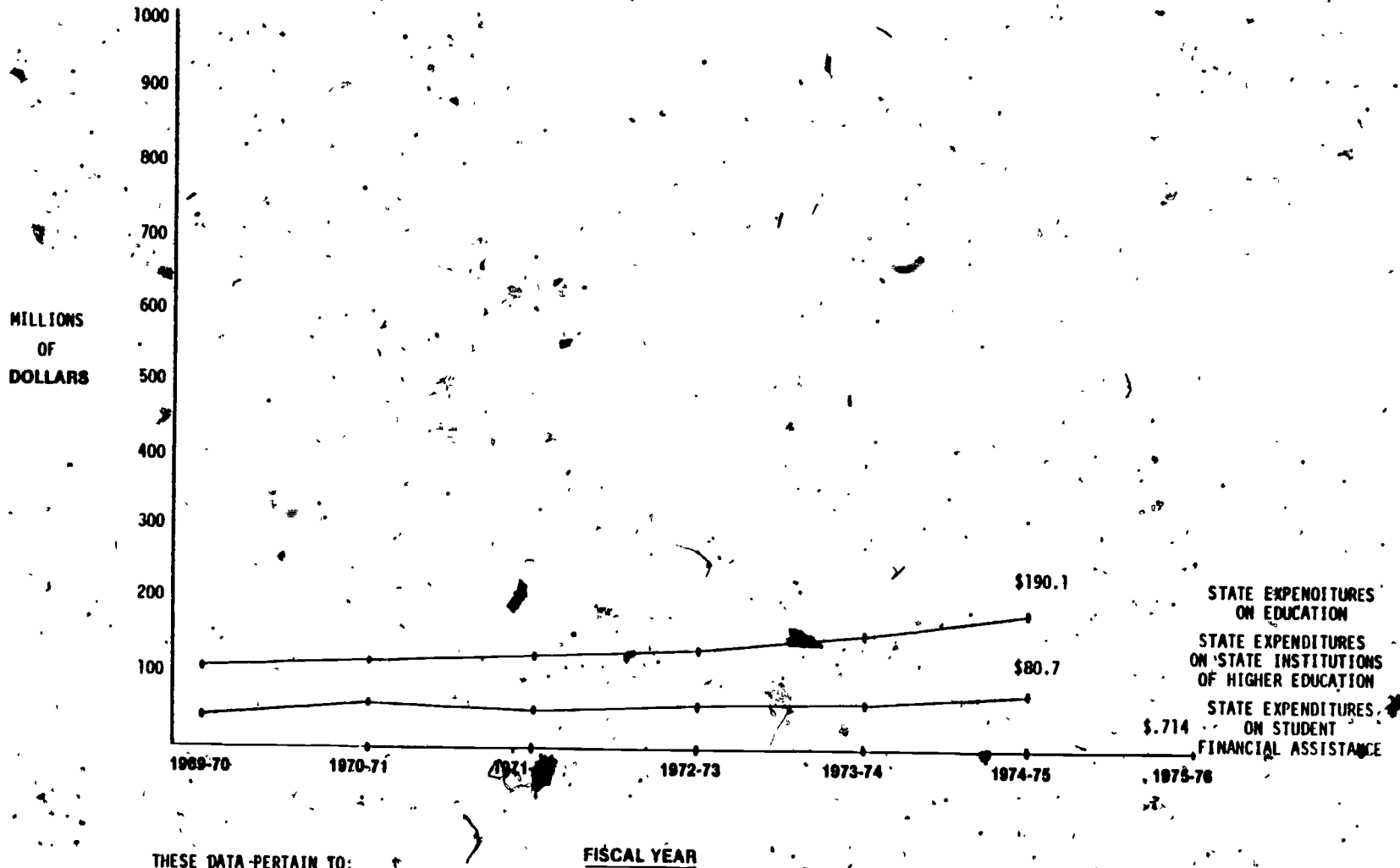


INSTITUTIONAL SECTOR

(Out-of-State Students in School In-State)

STATE EXPENDITURE ON POSTSECONDARY EDUCATION STUDENT ASSISTANCE

MONTANA 11

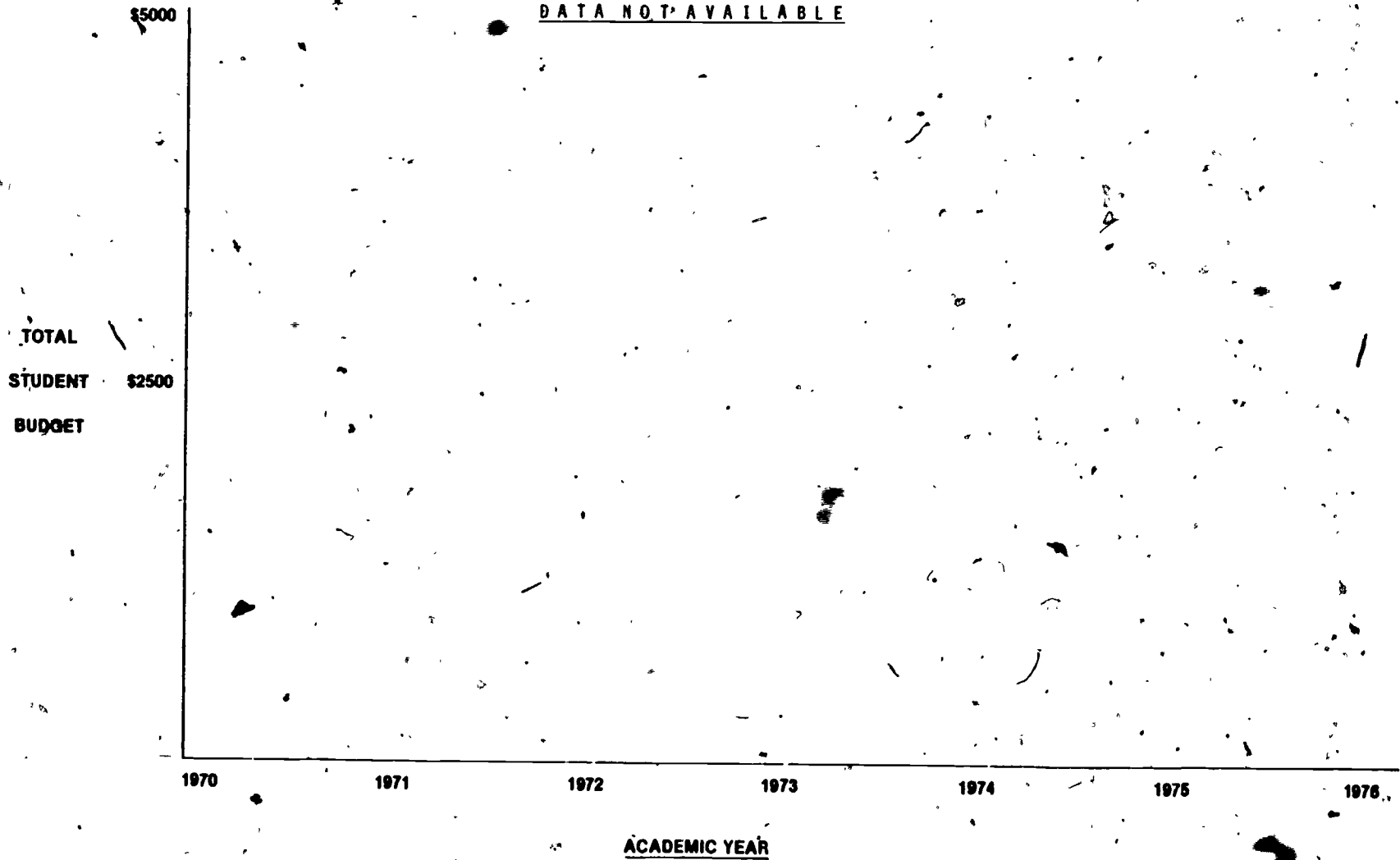


THESE DATA PERTAIN TO:
 • STATE STUDENT INCENTIVE GRANT PROGRAM
 • WICHE STUDENT EXCHANGE PROGRAM

FISCAL YEAR

**GROSS COSTS TO STUDENTS ATTENDING SCHOOL
BY POSTSECONDARY EDUCATION SECTORS**

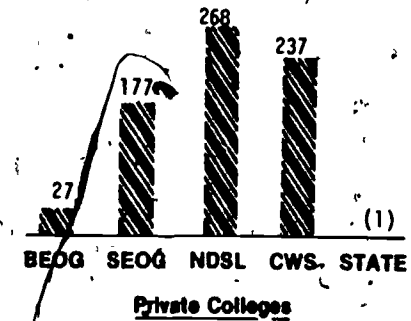
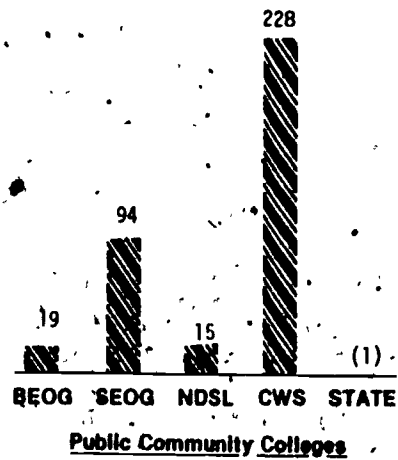
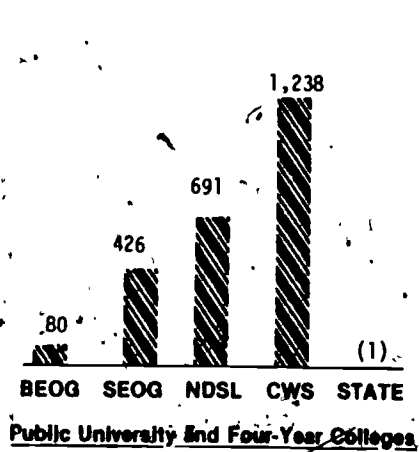
MONTANA 12



LEVELS OF FEDERAL AND STATE PROGRAM FUNDING BY INSTITUTIONAL SECTOR

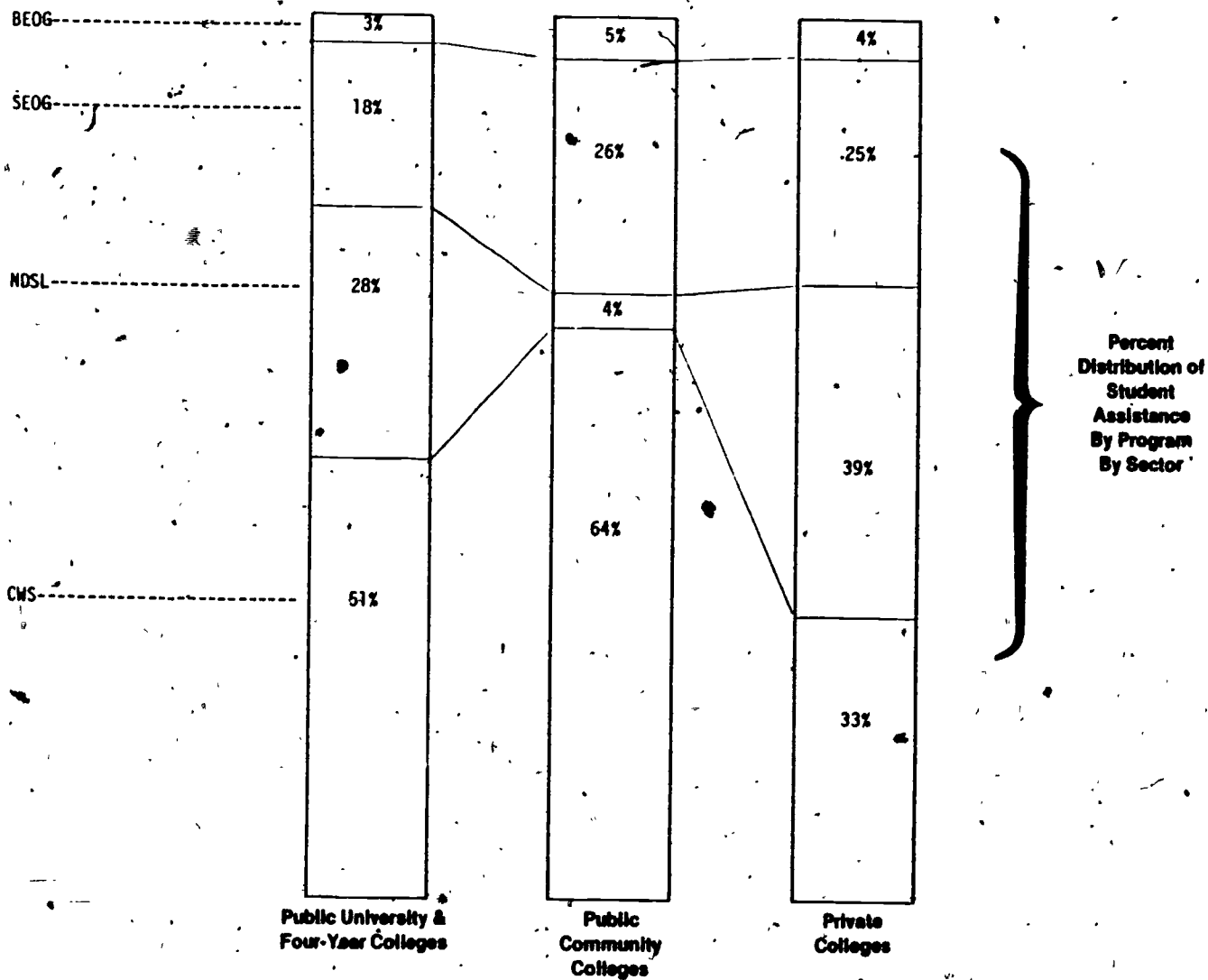
MONTANA 13

(Figures in thousands)



(1) The data pertaining to state dollars awarded by institutional sector are unavailable.

RELATIVE IMPORTANCE OF FEDERAL AND STATE PROGRAM FUNDING BY SECTOR



The data pertaining to state dollars awarded by institutional sector are unavailable.

**DESCRIPTIONS OF PROGRAM OFFICES AND AGENCIES AND
CORRESPONDING PROGRAM RESPONSIBILITIES**

NEBRASKA A1

Coordinating Commission for Postsecondary Education

1. State Student Incentive Grant Program

Department of Agriculture

1. Rural Rehabilitation Student Loan
2. Wheat Division Scholarship

RELATIONSHIPS OF STATE AGENCIES

NEBRASKA A2

DATA ARE UNAVAILABLE

STATE AGENCY ORGANIZATION

NEBRASKA B1

DATA ARE UNAVAILABLE

519

520

**MANAGEMENT RELATIONSHIPS BETWEEN THE STATE AGENCY
AND OTHER STATE AGENCIES/INSTITUTIONS**

NEBRASKA B2

WHO ACCOMPLISHES THE FOLLOWING?

**STATE
PROGRAM
OFFICE**

**INSTITUTIONAL
FINANCIAL
AID OFFICER**

OTHER OFFICES OR AGENCIES

Processing of Applications

- Verification of Student Application Information
- Identification of Eligible Recipients
- Determination of Award Size
- Assignment of Priority to Awards
- Formally Approves Award

Makes Payment to Student (or Credits Student Account)

Makes Post-Award Adjustments

**Initiates the Prosecution of Possible Fraudulent
Student applications**

Publicizes Award Availability

DATA ARE UNAVAILABLE

STATE PROGRAM OFFICE DEFINITIONS FOR SELECTED TERMS

NEBRASKA B3

**DEFINITIONS USED BY
STATE PROGRAM OFFICES**

**STATE DEFINITION
SPECIFIED BY**

**STATE DEFINITION COMMONLY
USED BY ALL INSTITUTIONS**

**STATE DEFINITION CONSISTENT
ACROSS ALL STATE PROGRAMS**

PUBLIC

PRIVATE

DATA ARE UNAVAILABLE

**INFORMATION FLOW BETWEEN THE STATE PROGRAM OFFICE
AND VARIOUS FEDERAL OFFICES**

B4

**TYPE OF INFORMATION PROVIDED
BY STATE STUDENT-AID AGENCY**

**TYPE OF INFORMATION RECEIVED
BY STATE STUDENT-AID AGENCY**

**PERCEPTION OF ADEQUACY
OF INFORMATION FLOW**

FEDERAL OFFICES

SSIG Office

BEOG Office

Regional OE Student-Assistance Office
(Campus-Based Programs)

Washington OE Office
(Campus-Based Programs)

FISL/GSL Office

DATA ARE UNAVAILABLE

STATE/INSTITUTIONAL OFFICES

Public Institutions

Private Institutions

Governor/Budget Office

State Legislature
(Including Committee Staffs)

526

525

MANAGEMENT STAFFING OF STATE PROGRAM OFFICES

NEBRASKA B5

MANAGEMENT FUNCTION

PERCENTAGE OF STAFF EFFORT

STAFF ASSISTANCE FROM OTHER AGENCIES COMMENTS

APPLICATIONS PROCESSING

(Includes verification of student information, need analysis, award determination, etc.)

RESPONDING TO REQUESTS FOR INFORMATION

(Includes federal requests for information, parent/student inquiries, testimony in hearings, etc.)

PROGRAM REVIEW

(Includes on-site visits to institutions, formal/informal audits, etc.)

PUBLIC RELATIONS AND INFORMATION DISSEMINATION

(Includes parent/student workshops, work on promotional literature, etc.)

GENERAL ADMINISTRATION

(Includes executive personnel, staff training and development, regulations and guidelines, preparation of summary statistics, etc.)

OTHER MANAGEMENT ACTIVITIES

(Includes any special staff activities which do not clearly fall in one of the above categories)

DATA ARE UNAVAILABLE

**STATE AGENCY CALENDAR OF EVENTS FOR NEED-BASED
PROGRAMS FOR 1976-77 SCHOOL YEAR**

NEBRASKA B6

MONTH/YEAR

EVENTS

DATA ARE UNAVAILABLE

529

530

**PROGRAM AND FISCAL CONTROLS OF PROGRAMS
OPERATED BY STATE AGENCY**

NEBRASKA B7

PROGRAM CONTROLS

**CONTROL USED
SAMPLE OR TOTAL
POPULATION STUDIED**

**AGENCY/OFFICE
UNDERTAKING CONTROLS**

**SPECIAL ACTIONS
COMMENTS**

- A. Control on Student Application Data Accuracy
1. Match Against Tax Forms?
 2. Match Against BEOG Applications?
 3. Match Against Institutional Student Records?
 4. Warnings of Prosecution?
 5. Prosecution?
- B. Controls on Attendance and/or Progress
1. Check on Enrollment/Initial Attendance?
 2. Check on Mid-Term Attendance?
 3. Check on Course Completion?
 4. Check on Academic Progress Before Award?
 5. Partial Awards?
- C. Controls on Award Size
1. Check to-Make Sure Other Awards Actually Made?
 2. Match Against BEOG, Campus-Based Award Files?
 3. Re-Check to Ensure Award Adjustments Actually Made?
 4. Second Review of Aid Packages?
- D. Controls on Institutional Student-Aid Operations
1. Independent Program Audits?
 2. Aid Officer Bonding?
 3. Aid Officer Certification?
 4. Double Signatures on All Fund Transfers?
- E. Controls on Central Administrative Staff Operations
1. Independent Program Audits?
 2. Bonding of Staff Members?
 3. Double Signatures on All Fund Transactions?

DATA ARE UNAVAILABLE

**PROGRAM INFORMATION DISSEMINATION PROCEDURES
USED FOR STATE NEED BASED PROGRAMS**

NEBRASKA C1

TYPE OF INFORMATION PROVIDED

<u>INFORMATION PROVIDED THROUGH</u>	<u>APPLICATION FORMS</u>	<u>ELIGIBILITY CONDITIONS</u>	<u>FILING/CLOSING DATES FOR STATE PROGRAMS</u>	<u>INFORMATION ON THE COST OF ATTENDANCE AT VARIOUS TYPES OF INSTITUTIONS</u>	<u>INFORMATION ABOUT APPLYING FOR AID FROM OTHER SOURCES</u>	<u>INFORMATION ON PENALTIES FOR PROVIDING FRAUDULENT DATA</u>
1. High School Counselors						
2. College Financial-Aid Officers						
3. Direct Mailings to Graduating High School Students or Parents						
4. High School Meetings or Workshops						
5. College Admissions Office						
6. Newspaper Ads						
7. Radio, Television Ads						
8. Social Service Agencies						
9. Other (Please Specify)						

DATA ARE UNAVAILABLE

**DESCRIPTIONS OF STATE-SPONSORED
STUDENT ASSISTANCE PROGRAMS**

NEBRASKA

D1

Nebraska State Student Incentive Program Grant - A grant program to provide state scholarship money to needy undergraduate resident students attending in-state public, private and proprietary schools who otherwise would have difficulty furthering their education.

Nebraska Rural Rehabilitation Student Loan -

Nebraska Wheat Division Scholarship -

Awards to Dependents of POW/MIA/Deceased/Disabled Veterans -

Special Tuition Waivers -

Indian Tuition Waiver Program -

535

536

BASIC STATE PROGRAM INFORMATION

NEBRASKA D2

<u>Programs</u>	<u>Year</u>	<u>Number of Awards</u>	<u>Average Full-Time Award Size</u>	<u>Total Dollars Awarded</u>	<u>Eligible Population</u>
<u>Need-Based</u>					
<u>Grants</u>					
Nebraska State Student Incentive Program Grant.	1974-75 1975-76	712 675	\$255 \$200	\$150,166 \$140,701	Resident Undergraduates
<u>Loan</u>					
Nebraska Rural Rehabilitation Student Loan	Information Unavailable-----				
<u>Non Need-Based</u>					
Nebraska-Wheat Division Scholarship	} INFORMATION NOT GIVEN				
Awards to Dependents of POW/MIA/Deceased/ Disabled Veterans					
Special Tuition Waivers					
Indian Tuition Waiver Program					

538

537

STUDENT ELIGIBILITY CRITERIA FOR STATE PROGRAMS

NEBRASKA E1

<u>Programs</u>	<u>Acceptable Residency Status</u>	<u>Accept- able Attend. Status</u>	<u>Acceptable Student Levels</u>	<u>Special Priority to Cont'g. Awards</u>	<u>Income Limits</u>	<u>Need Limits</u>
<u>Need-Based</u>						
<u>Grants</u>						
Nebraska State-Student Incentive Program Grant	Residents attending In-State	Full-Time Half-Time	All Under-graduates	No	\$20,000	\$90
<u>Loans</u>						
Nebraska Rural Rehabilitation Student Loan	Information not given-----					
<u>Non Need-Based</u>						
Nebraska Wheat Division Scholarship	} INFORMATION NOT GIVEN					
Awards to Dependents of POM/MIA/Deceased/Disabled Veterans						
Special Tuition Waivers						
Indian Tuition Waiver Program						

INSTITUTIONAL ELIGIBILITY CRITERIA FOR STATE STUDENT-ASSISTANCE PROGRAMS

NEBRASKA E2

<u>Programs</u>	<u>University and 4-Year Colleges</u>	<u>Community/ Junior Colleges</u>	<u>Voc./Tech. Schools</u>	<u>Proprietary</u>	<u>Special Types of Institutions</u>
<u>Need-Based</u>					
<u>Grants</u>					
Nebraska State Student Incentive Program Grant	Public	Public	No	No	No
<u>Loans</u>					
Nebraska Rural Rehabilitation Student Loan	Information not given-----				
<u>Non Need-Based</u>					
Nebraska Wheat Division Scholarship	} INFORMATION NOT GIVEN				
Awards to Dependents of POW/MIA/Deceased/ Disabled Veterans					
Special Tuition Waivers					
Indian Tuition Waiver Program					

NEED DETERMINATION CRITERIA FOR STATE PROGRAMS

NEBRASKA E3

<u>Programs</u>	<u>Program Definition of Need</u>	<u>Is BEOG Application Required?</u>	<u>Expected Family Contribution (EFC) Method</u>	<u>Student Budget Includes What Items?</u>
<u>Need-Based</u>				
<u>Grants</u>				
Nebraska State Student Incentive Program Grant	Need = Student Cost of Education - EFC (if less than \$2,800)	No	BEOG; CSS; ACT	Tuition/Fees Room/Board Books General Student Costs
<u>Loans</u>				
Nebraska Rural Rehabilitation Student Loan	Information not given-----			

AWARD SIZE DETERMINATION CRITERIA FOR STATE PROGRAMS

NEBRASKA E4

<u>Programs</u>	<u>Maximum Award Size?</u>	<u>What Award Size Determination Method is Used?</u>	<u>How is Award Priority Determined?</u>	<u>Who Ultimately Determines Award Amount?</u>
<u>Need-Based</u>				
<u>Grants</u>				
Nebraska State Student Incentive	\$1,500/Year	Computed in Student's Financial Aid Package.	Not Given	Institution
<u>Loans</u>				
Nebraska Rural Rehabilitation Student Loan	Information not given-----			

Non Need-Based

Nebraska Wheat Division Scholarship
 Awards to Dependents of POM/MIA/
 Deceased/Disabled Veterans
 Special Tuition Waivers
 Indian Tuition Waiver Program

} INFORMATION NOT GIVEN

545

546

NUMBER OF NEED-BASED GRANT PROGRAM APPLICANTS

NEBRASKA F1

DATA NOT AVAILABLE

	\$0- 5,999	\$6,000- 8,999	\$9,000- 11,999	\$12,000- 14,999	\$15,000- 19,999	\$20,000- & Over
INDEPENDENTS						
	DEPENDENTS					

Income Level

DATA NOT AVAILABLE

DATA
NOT AVAILABLE

WHITE	BLACK	HISPANIC	AMERICAN INDIAN	ASIAN	OTHER

Ethnic Status

MEN	WOMEN

Sex

NUMBER OF NEED-BASED GRANT PROGRAM RECIPIENTS AND AVERAGE AWARD SIZE

F2

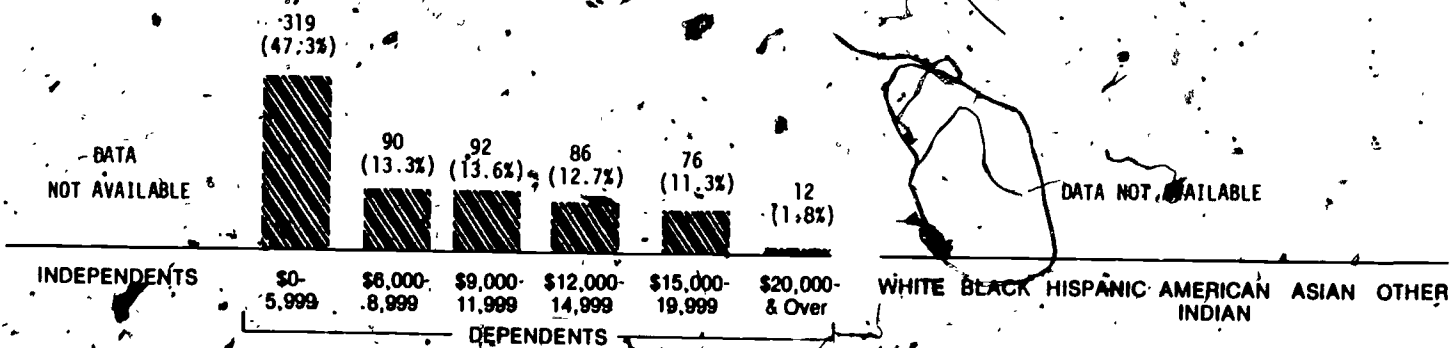
NEBRASKA

NUMBER OF RECIPIENTS

Income Level

Ethnic Status

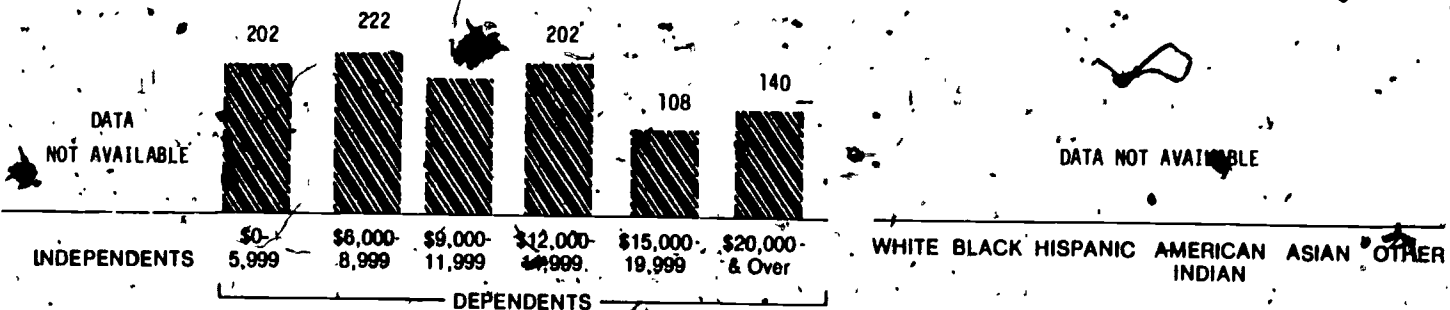
Sex



DATA NOT AVAILABLE

MEN WOMEN

AVERAGE AWARD SIZE



DATA NOT AVAILABLE

MEN WOMEN

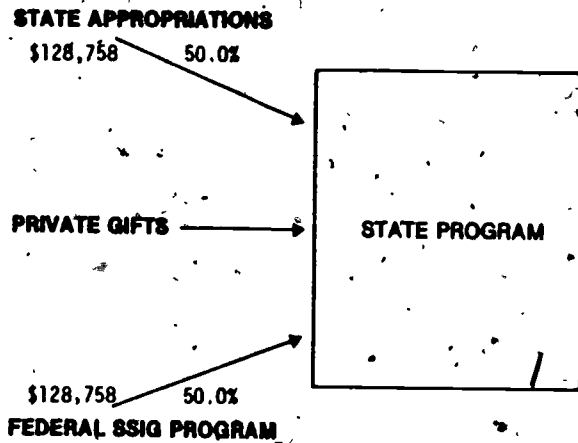
549

These data were taken from the Financial Status and Performance Report for the Reporting Period July 1, 1975, to September 30, 1976, and only reflect the distribution of the federal portion of the "Number of Recipients" and "Average Award Size." These data do not differentiate between dependent and independent students.

550

SOURCES AND DISTRIBUTION OF NEED-BASED GRANT PROGRAM FUNDS

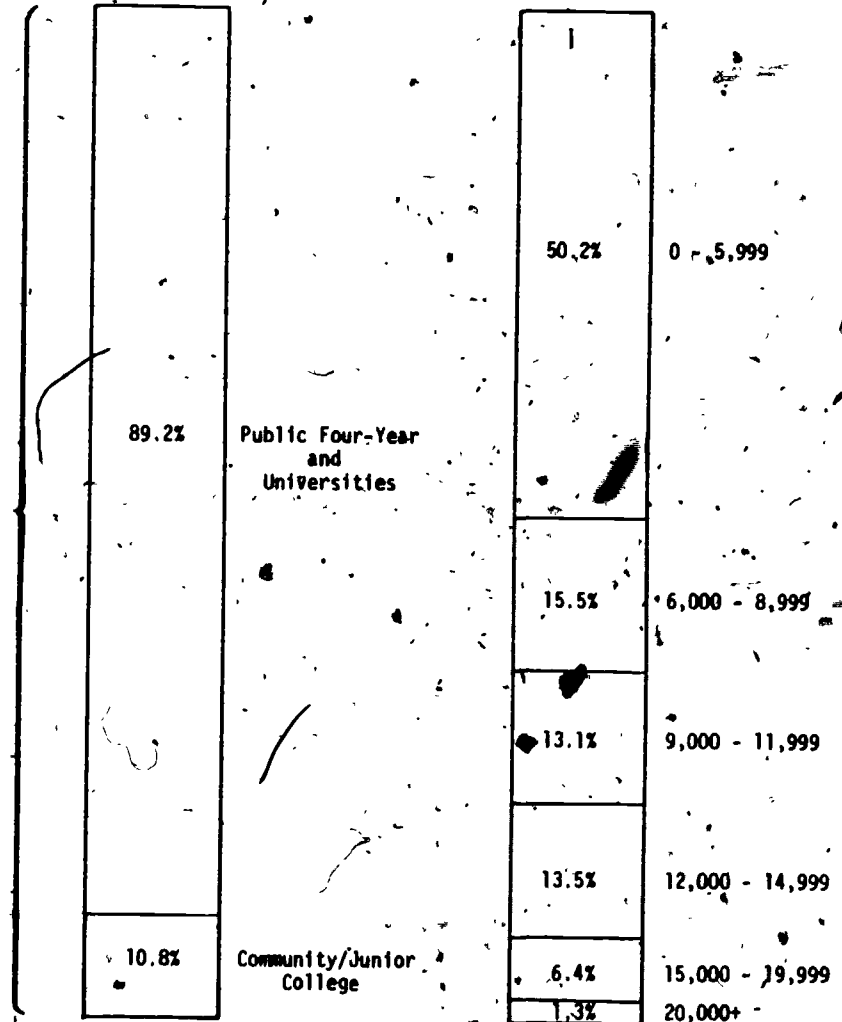
THESE FIGURES FOR THE 1975-76 SCHOOL YEAR PERTAIN TO:
 • NEBRASKA STATE STUDENT INCENTIVE GRANT PROGRAM



These data were taken from the Financial Status and Performance Report for the Reporting Period July 1, 1975, to September 30, 1976.

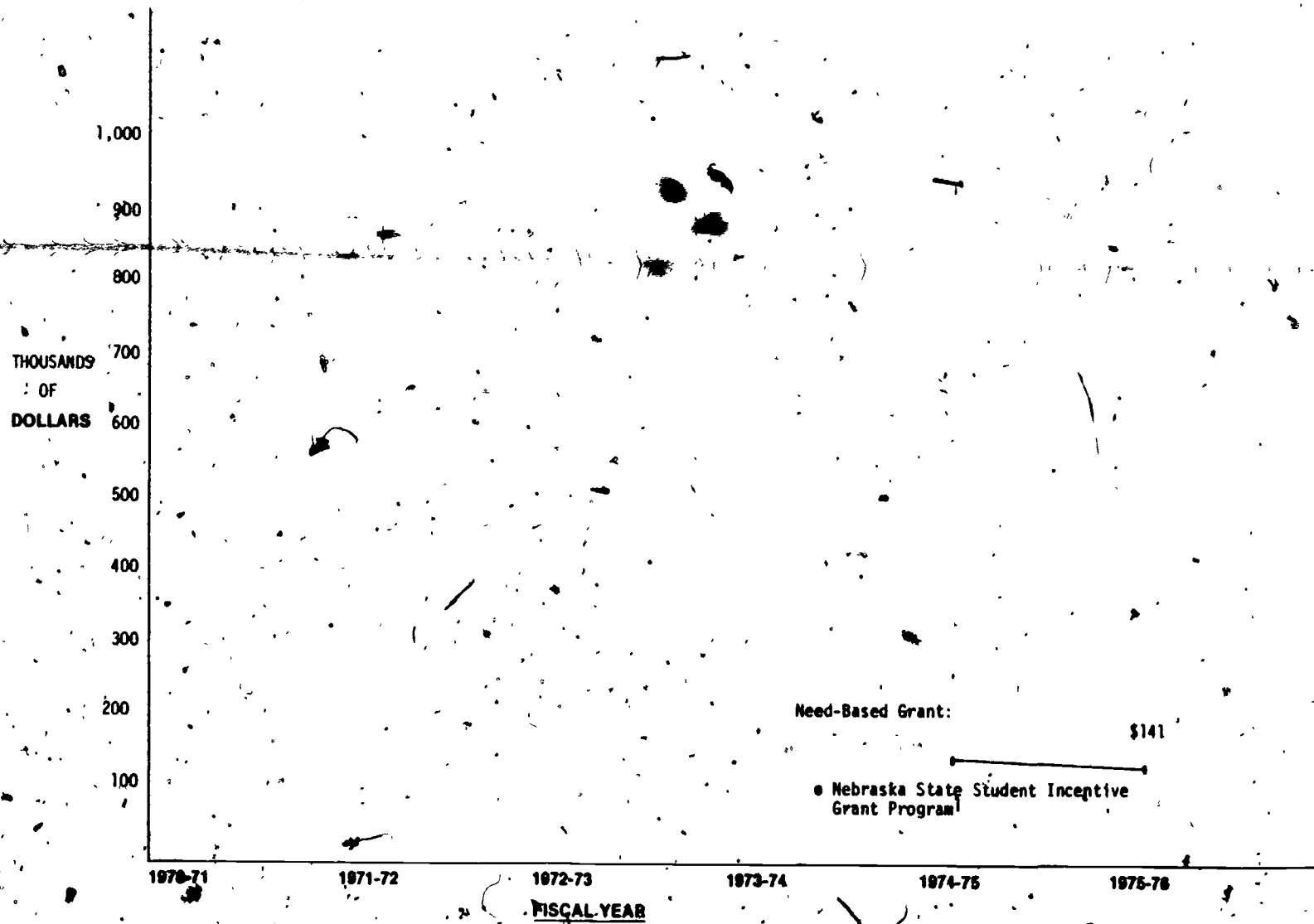
INSTITUTIONAL SECTORS

STUDENT INCOME CATEGORIES



HISTORIC STATE EXPENDITURES ON STUDENT-ASSISTANCE PROGRAMS

NEBRASKA G2

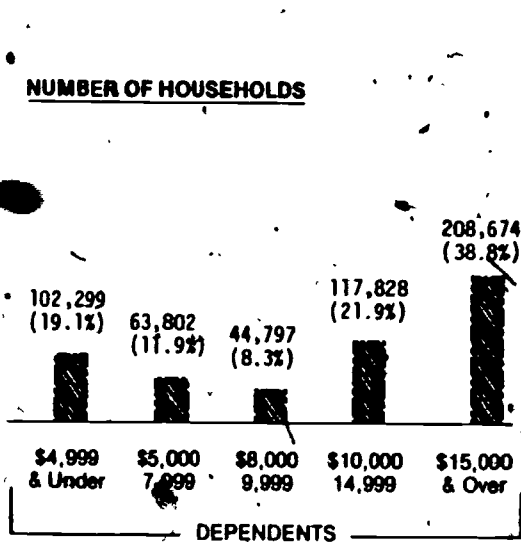


1974-75 first year of program.

STATE POPULATION PROFILE


NEBRASKA H1

NUMBER OF HOUSEHOLDS



Effective Buying Income

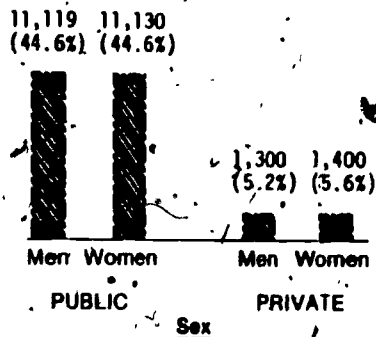
STATE POPULATION 18 AND OVER



Ethnic Status

Sex

STATE HIGH SCHOOL GRADUATES



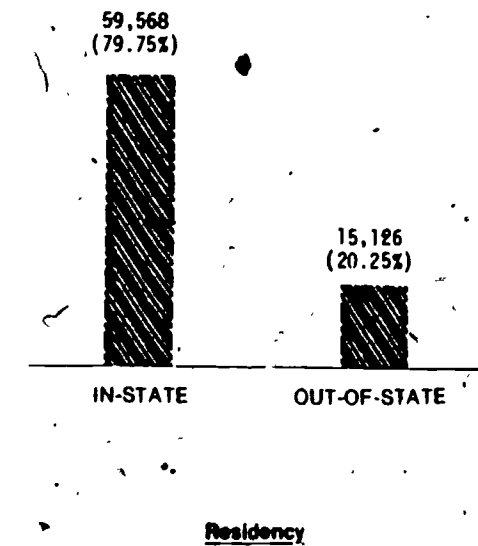
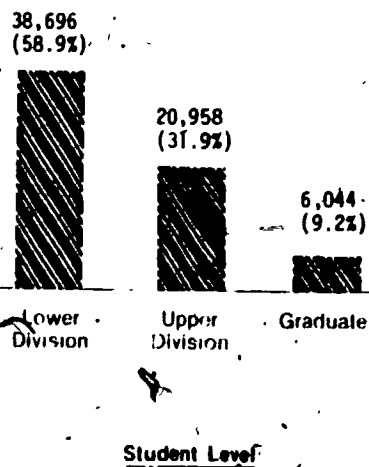
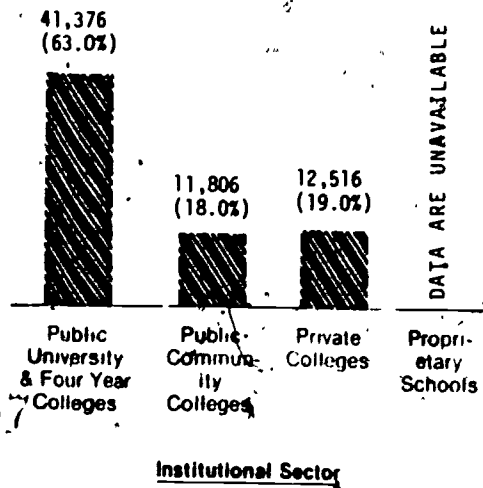
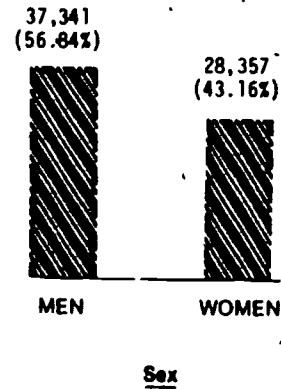
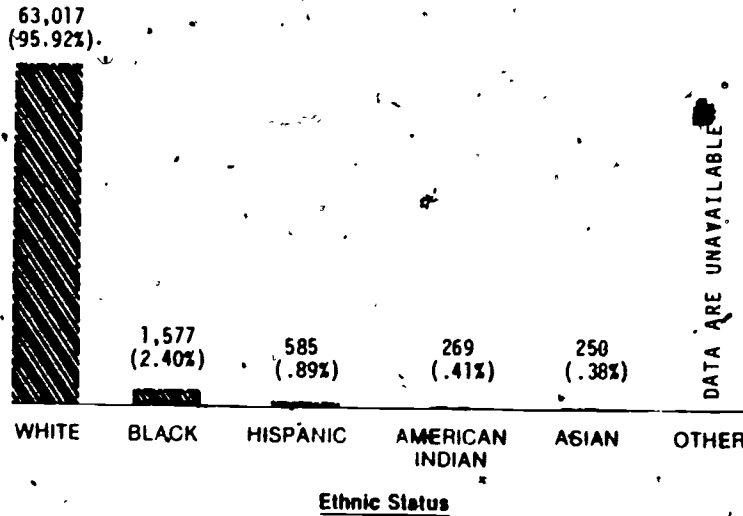
Sex

The high school graduation figures do not include 1,675 persons granted a high school equivalency certificate.

(c) Sales and Marketing Management 1977 Survey of Buying Power Data Service

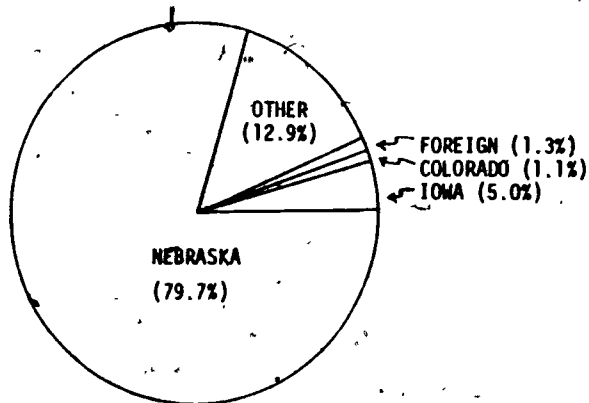
STATE POSTSECONDARY EDUCATION STUDENT ENROLLMENTS

NEBRASKA H2

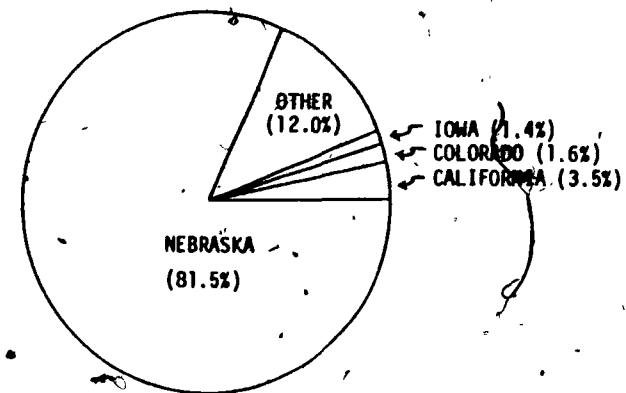


INTERSTATE MIGRATION OF STUDENTS

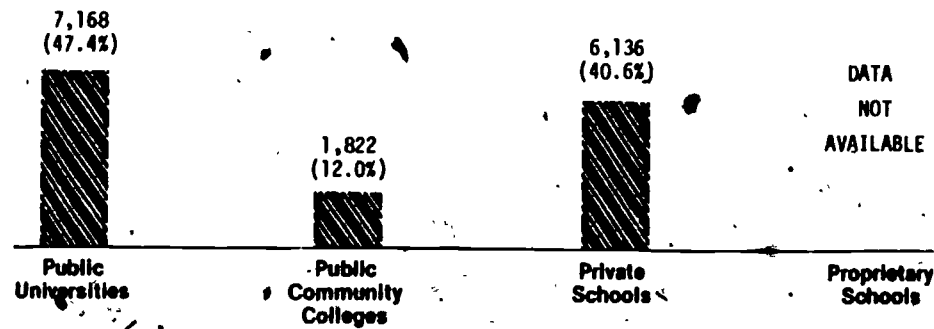
NEBRASKA H3



RESIDENT AND NON-RESIDENT STUDENTS ATTENDING IN-STATE INSTITUTIONS



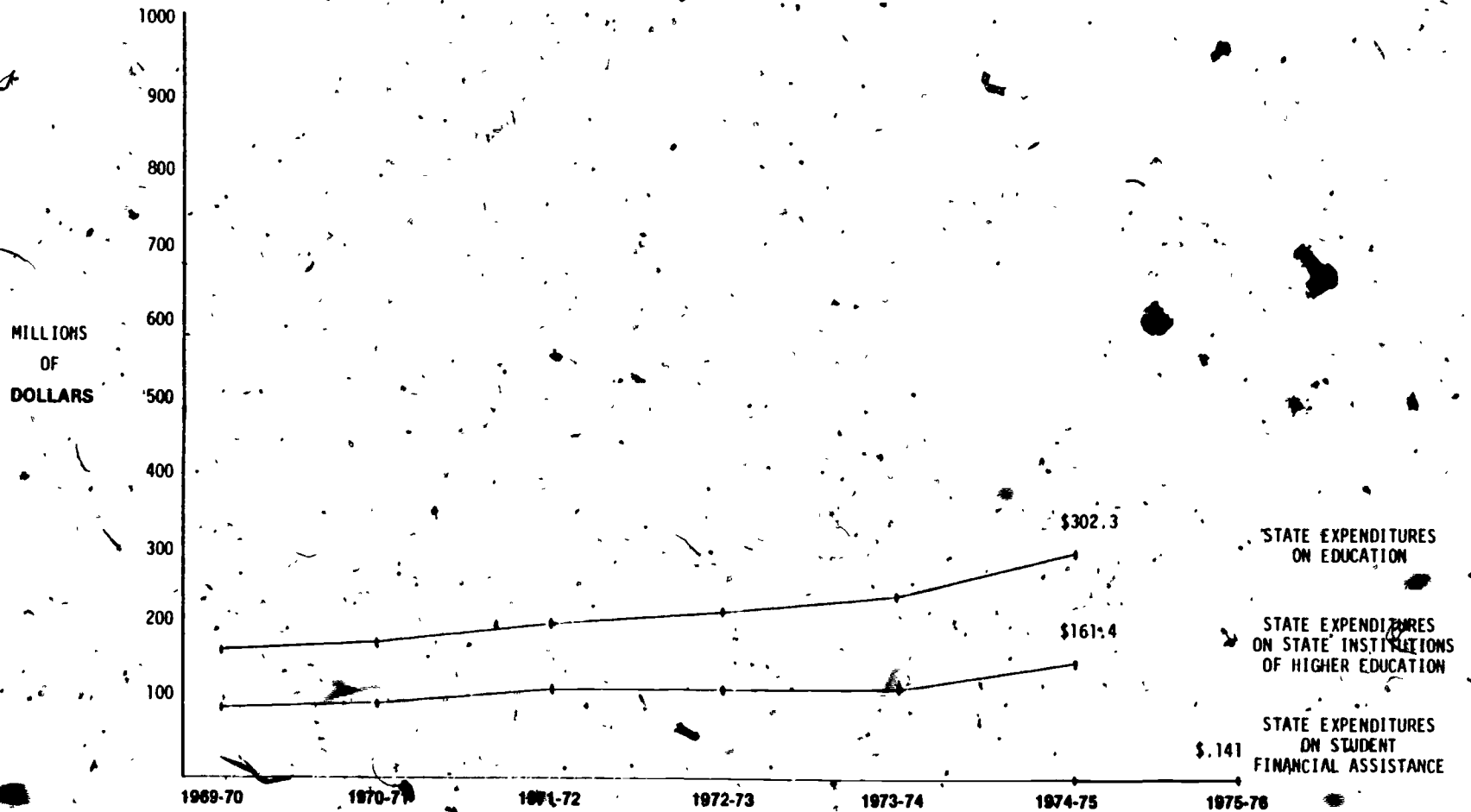
RESIDENT STUDENTS ATTENDING IN-STATE AND OUT-OF-STATE INSTITUTIONS



INSTITUTIONAL SECTOR
(Out-of-State Students in School In-State)

STATE EXPENDITURE ON POSTSECONDARY EDUCATION: STUDENT ASSISTANCE

NEBRASKA - 11

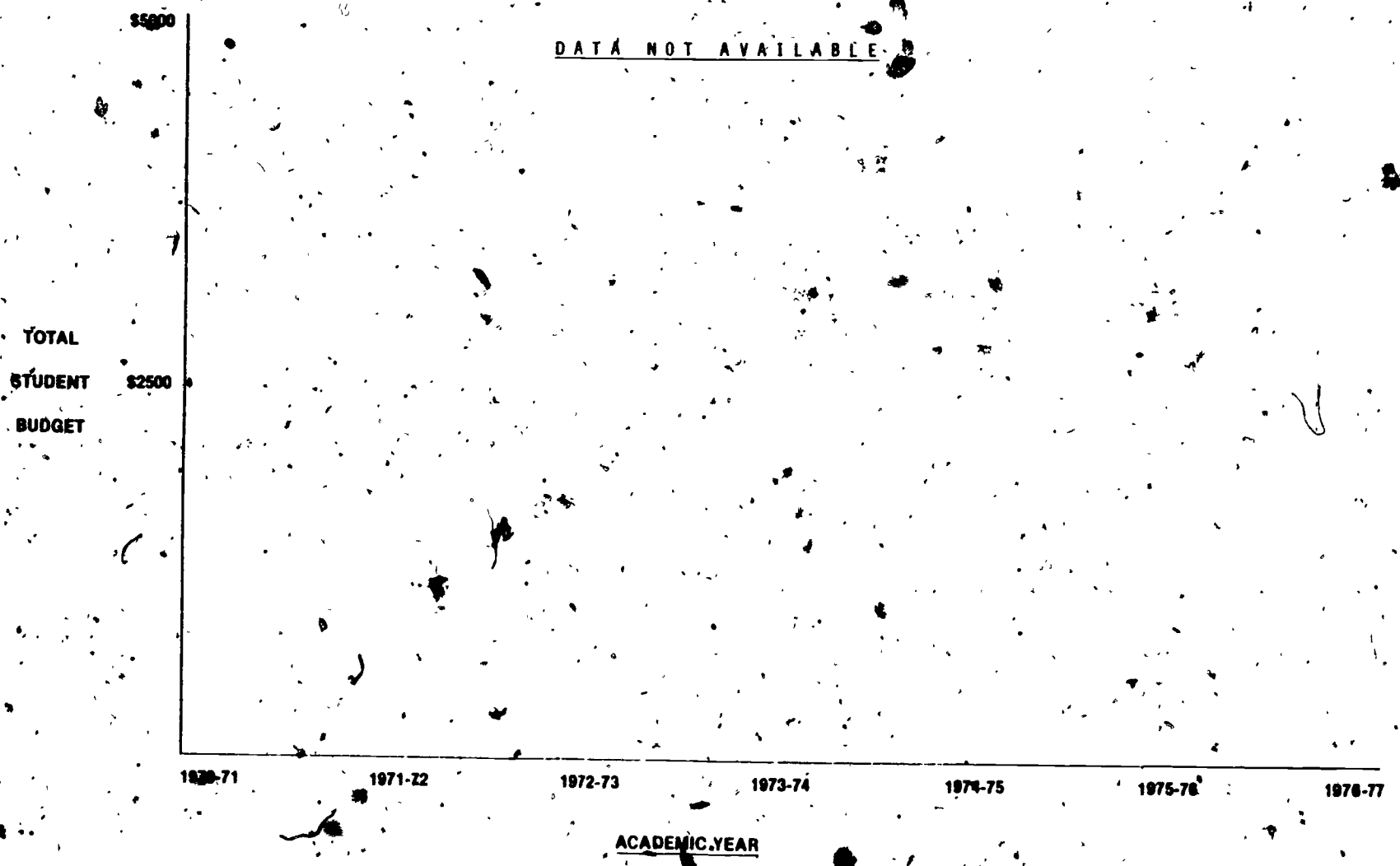


THESE DATA PERTAIN TO:
NEBRASKA STATE STUDENT INCENTIVE PROGRAM GRANT

FISCAL YEAR

**GROSS COSTS TO STUDENTS ATTENDING SCHOOL
BY POSTSECONDARY EDUCATION SECTORS**

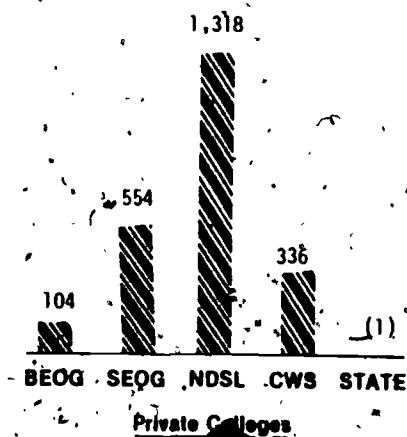
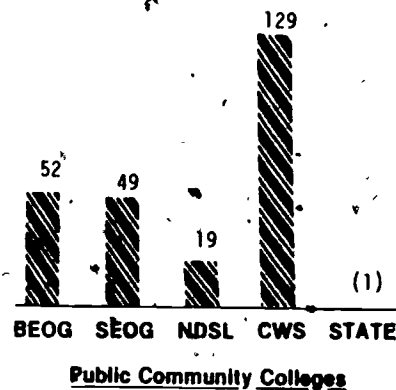
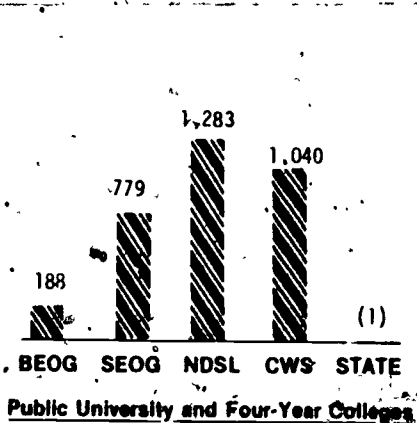
NEBRASKA 12



LEVELS OF FEDERAL AND STATE PROGRAM FUNDING BY INSTITUTIONAL SECTOR

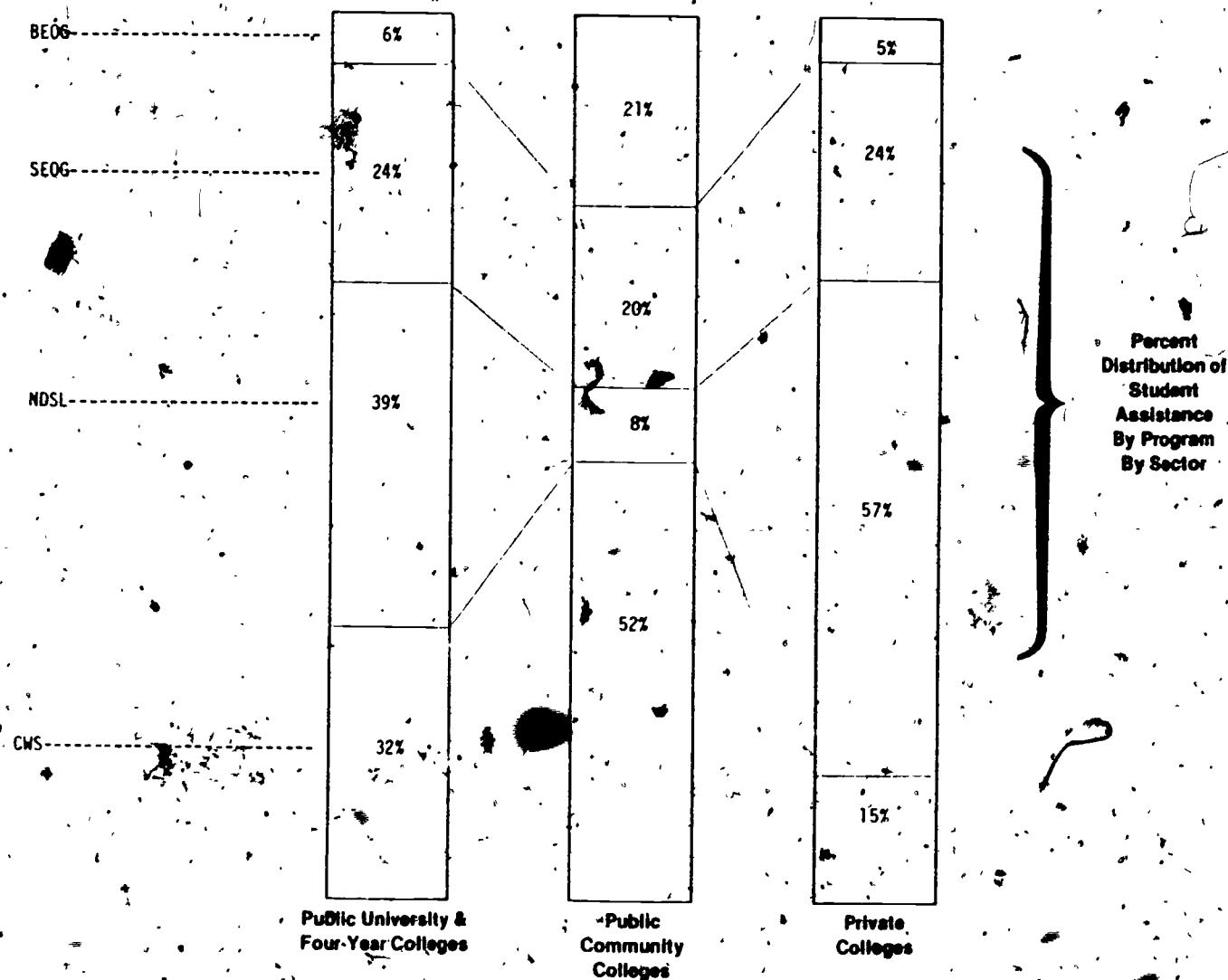
NEBRASKA 13

(Figures in thousands)



(1) The data pertaining to state dollars awarded by institutional sector are unavailable.

RELATIVE IMPORTANCE OF FEDERAL AND STATE PROGRAM FUNDING BY SECTOR



The data pertaining to state dollars awarded by institutional sector are unavailable.

DESCRIPTIONS OF PROGRAM OFFICES AND AGENCIES AND CORRESPONDING PROGRAM RESPONSIBILITIES

NEVADA A1

The Board of Regents consists of nine elected members.

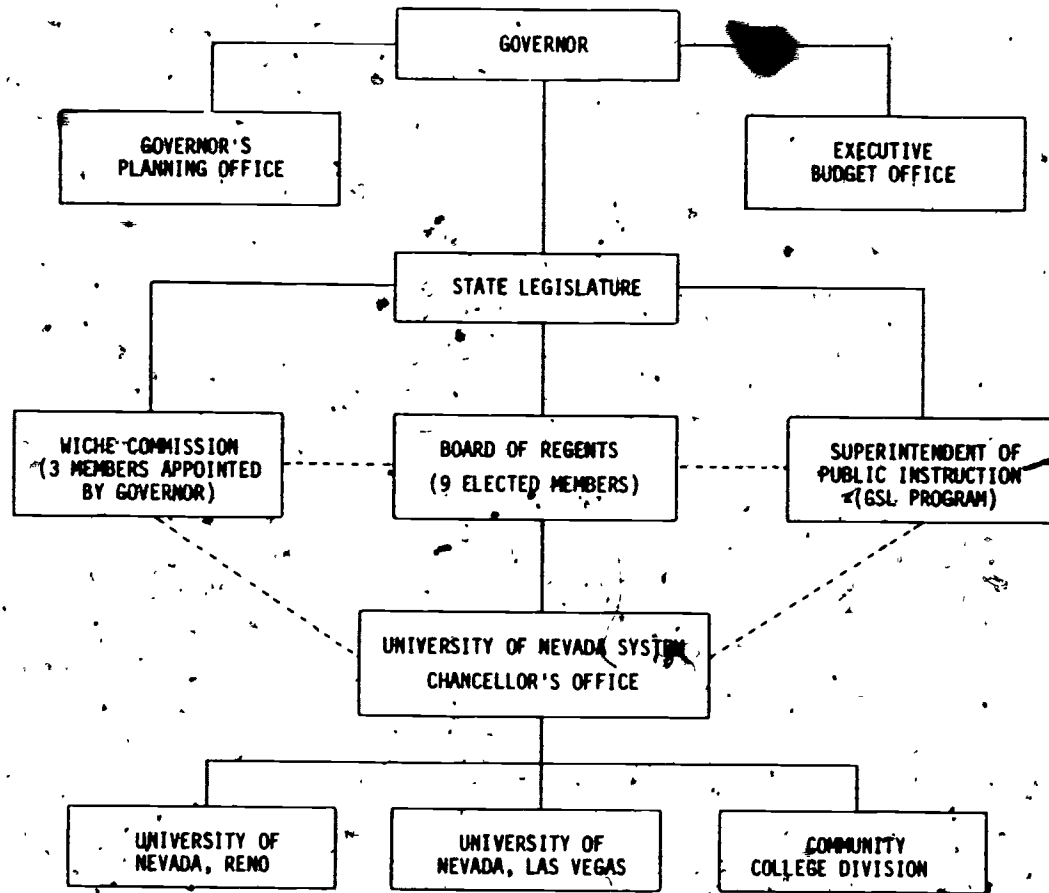
1. Resident Student Tuition Waivers for State Institutions
2. Graduate Assistants and Fellowships

The NICHE Student Exchange Programs have been developed to help western students obtain access to fields of professional education that are not available in their home state. The program is administered centrally by the Western Interstate Commission on Higher Education. Located within each state is a certifying officer who is the state's representative.

1. NICHE Student Exchange Program

RELATIONSHIPS OF STATE AGENCIES

NEVADA, A2



571

572

STATE AGENCY ORGANIZATION

NEVADA B1

Nevada does not currently have an SSIG program; there is, therefore, no state agency administering it.

573

574

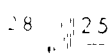
**MANAGEMENT RELATIONSHIPS BETWEEN THE STATE AGENCY
AND OTHER STATE AGENCIES/INSTITUTIONS**

NEVADA B2

<u>WHO ACCOMPLISHES THE FOLLOWING?</u>	<u>STATE PROGRAM OFFICE</u>	<u>INSTITUTIONAL FINANCIAL AID OFFICER</u>	<u>OTHER OFFICES OR AGENCIES</u>
Processing of Applications			
• Verification of Student Application Information	X	X	American College Testing
• Identification of Eligible Recipients	X	X	American College Testing
• Determination of Award Size	X	X	Law School Aptitude Testing
• Assignment of Priority to Awards	X	X	
• Formally Approves Award	X	X	
Makes Payment to Student (or Credits Student Account)	X	X	
Makes Post-Award Adjustments	X	X	
Initiates the Prosecution of Possible Fraudulent Student applications	X	X	
Publicizes Award Availability	X	X	Superintendent of Public Instruction Local High Schools

575

576



STATE PROGRAM OFFICE DEFINITIONS FOR SELECTED TERMS

NEVADA 83

<u>DEFINITIONS USED BY STATE PROGRAM OFFICES</u>	<u>STATE DEFINITION SPECIFIED BY</u>	<u>STATE DEFINITION COMMONLY USED BY ALL INSTITUTIONS</u>		<u>STATE DEFINITION CONSISTENT ACROSS ALL STATE PROGRAMS</u>
		<u>PUBLIC</u>	<u>PRIVATE</u>	
Half-Time Student - Undergraduate: seven credits or less.	Interpretation	Yes		Yes
State Resident - <ol style="list-style-type: none"> 1. Student whose family is a bona fide resident of the State. 2. Student who has been a bona fide resident of the State for six months prior to matriculation. 3. Alien student holding a permanent immigration visa. 	Law and Interpretation	Yes		Yes
Independent Student - For previous and current year: <ol style="list-style-type: none"> 1. Cannot live with parents more than two weeks per year. 2. Receive assistance of \$600 or less per year. 3. Cannot be claimed on parent's Federal income tax return for either year. 	Interpretation	Yes		Yes
Non-Profit Institution. - As defined by IRS Code 501(c)3.	Law	Yes		Yes
Satisfactory Academic Progress - Freshman: High School 3.0; Others: 2.0.	Interpretation	Yes		Yes

INFORMATION FLOW BETWEEN THE STATE PROGRAM OFFICE AND VARIOUS FEDERAL OFFICES

NEVADA B4

<u>FEDERAL OFFICES</u>	<u>TYPE OF INFORMATION PROVIDED BY STATE STUDENT-AID AGENCY</u>	<u>TYPE OF INFORMATION RECEIVED BY STATE STUDENT-AID AGENCY</u>	<u>PERCEPTION OF ADEQUACY OF INFORMATION FLOW</u>
SSIG Office	Not Applicable ¹	Federal Information	Adequate
BEOG Office	Summaries	General Information	Not Applicable ²
Regional OE Student-Assistance Office (Campus-Based Programs)	Not Applicable	None	No Contact ²
Washington OE Office (Campus-Based Programs)	Not Applicable	Regulations Legislation	General Information Adequate
FISL/GSL Office	Not Applicable	None	No Contact ³
 <u>STATE/INSTITUTIONAL OFFICES</u>			
Public Institutions	Summaries	Summaries	Adequate ²
Private Institutions	General Information	Information	Not Applicable ²
Governor/Budget Office	Summaries Budgets	Regulations Budgets	Adequate ⁴
State Legislature (Including Committee Staffs)	Summaries Budgets Information	Legislation Regulations	Adequate ⁴

¹ Nevada does not have an SSIG program.

² In Nevada, a decentralized form is used; therefore, each institution has direct contact with the various Federal offices. The State Agency has summarized public institution reports and information only.

³ GSL program is handled by the State Superintendent of Higher Instruction.

⁴ Contact with the Governor and Legislature is channeled through the Chancellor's office.

580

579



MANAGEMENT STAFFING OF STATE PROGRAM OFFICES

NEVADA B5

<u>MANAGEMENT FUNCTION</u>	<u>PERCENTAGE OF STAFF EFFORT</u>	<u>STAFF ASSISTANCE FROM OTHER AGENCIES</u> <u>COMMENTS</u>
APPLICATIONS PROCESSING (Includes verification of student information, need analysis, award determination, etc.)	45	
RESPONDING TO REQUESTS FOR INFORMATION (Includes federal requests for information, parent/student inquiries, testimony in hearings, etc.)	45	
PROGRAM REVIEW (Includes on-site visits to institutions, formal/informal audits, etc.)	0	
PUBLIC RELATIONS AND INFORMATION DISSEMINATION (Includes parent/student workshops, work on promotional literature, etc.)	5	
GENERAL ADMINISTRATION (Includes executive personnel, staff training and development, regulations and guidelines, preparation of summary statistics, etc.)	5	
OTHER MANAGEMENT ACTIVITIES (Includes any special staff activities which do not clearly fall in one of the above categories)	0	

STATE AGENCY CALENDAR OF EVENTS FOR NEED-BASED PROGRAMS FOR 1976-77 SCHOOL YEAR

NEVADA 86

MONTH/YEAR

EVENTS

Biennial
appropriations

SEPTEMBER 1974 Agency budget presented to governors office or budget bureau

JANUARY 1975 Agency budget presented to legislature

MAY 1975 Legislature appropriates student assistance funds

JANUARY 1976 Agency makes student-aid applications available

Workshops conducted by Nevada Financial Aid Officers Association

MARCH-MAY 1976 Agency completes planning workshops for students or counselors

MAY 1976 Deadline for student-aid applications

JUNE-AUGUST 1976 Agency (or institutions) announces award winners

MARCH 1977 Last date at which award changes and adjustments made

**PROGRAM AND FISCAL CONTROLS OF PROGRAMS
OPERATED BY STATE AGENCY**

NEVADA B7

<u>PROGRAM CONTROLS</u>	<u>CONTROL USED SAMPLE OR TOTAL POPULATION STUDIED</u>	<u>AGENCY/OFFICE UNDERTAKING CONTROLS</u>	<u>SPECIAL ACTIONS COMMENTS</u>
A. <u>Control on Student Application Data Accuracy</u>			
1. Match Against Tax Forms?	Yes	Institution	
2. Match Against BEOG Applications?	Yes	Institution	
3. Match Against Institutional Student Records?	Yes	Institution	
4. Warnings of Prosecution?	Yes	Institution	
5. Prosecution?	Yes	State	
B. <u>Controls on Attendance and/or Progress</u>			
1. Check on Enrollment/Initial Attendance?	Yes	Institution, State	
2. Check on Mid-Term Attendance?	Yes	Institution, State	
3. Check on Course Completion?	Yes	Institution, State	
4. Check on Academic Progress Before Award?	Yes	Institution, State	
5. Partial Awards?			
C. <u>Controls on Award Size</u>			
1. Check to Make Sure Other Awards Actually Made?	Yes	Institution	
2. Match Against BEOG, Campus-Based Award Files?	Yes	Institution	
3. Re-Check to Ensure Award Adjustments Actually Made?	Yes	Institution	
4. Second Review of Aid Packages?	Yes	Institution	
D. <u>Controls on Institutional Student-Aid Operations</u>			
1. Independent Program Audits?	Yes	State	
2. Aid Officer Bonding?	Yes	Institution, State	
3. Aid Officer Certification?			
4. Double Signatures on All Fund Transfers?	Yes	Institution, State	
E. <u>Controls on Central Administrative Staff Operations</u>			
1. Independent Program Audits?	Yes	State	
2. Bonding of Staff Members?	Yes	Institution	
3. Double Signatures on All Fund Transactions?	Yes	Institution, State	

**PROGRAM INFORMATION DISSEMINATION PROCEDURES
USED FOR STATE NEED BASED PROGRAMS**

NEVADA C1

TYPE OF INFORMATION PROVIDED

<u>INFORMATION PROVIDED THROUGH</u>	<u>APPLICATION FORMS</u>	<u>ELIGIBILITY CONDITIONS</u>	<u>FILING/CLOSING DATES FOR STATE PROGRAMS</u>	<u>INFORMATION ON THE COST OF ATTENDANCE AT VARIOUS TYPES OF INSTITUTIONS</u>	<u>INFORMATION ABOUT APPLYING FOR AID FROM OTHER SOURCES</u>	<u>INFORMATION ON PENALTIES FOR PROVIDING FRAUDULENT DATA</u>
1. High School Counselors	X	X	X			
2. College Financial-Aid Officers	X	X	X	X	X	X
3. Direct Mailings to Graduating High School Students or Parents						
4. High School Meetings or Workshops	X	X	X	X		
5. College Admissions Office	X	X	X	X	X	X
6. Newspaper Ads		X	X			
7. Radio, Television Ads						
8. Social Service Agencies						
9. Other (Please Specify)						

DESCRIPTIONS OF STATE-SPONSORED STUDENT ASSISTANCE PROGRAMS

NEVADA D1

WICHE Student Exchange Programs - A tuition-reimbursement program which aids students in participating western states to obtain access to fields of professional education that are not available in their home states. Funds appropriated by a sponsoring state reimburse the receiving school through payment of an institutional support fee for the educational service offered. The student does not receive a cash stipend.

Residential Tuition Waivers for State Institutions - Grants-in-aid covering tuition and fee waivers for athletics, faculty and staff, Nevada Indians, spouses of POWs and MIAs. Students must be enrolled in in-state schools.

Graduate Assistants and Fellowships - Grants-in-aid for teaching and/or research graduate students attending in-state schools. The grants are in the form of tuition-reimbursement and work-study programs.

BASIC STATE PROGRAM INFORMATION

NEVADA D2

<u>Programs</u>	<u>Year</u>	<u>Number of Awards</u>	<u>Average Full-Time Award Size</u>	<u>Total Dollars Awarded</u>	<u>Eligible Population</u>
<u>Non Need-Based</u>					
WICHE Student Exchange Program	1970-71	90	Note 1	\$198,401	Residents Enrolled in Professional Training of Dental Hygiene, Dentistry, Law, Medicine, Physical Therapy, Optometry and Veterinary Medicine
	1975-76	116	Note 1	\$451,134	
Resident Student Tuition Waivers for State Institutions	1973-74 1975-76	Not Given	Not Given	\$398,784 \$439,862	Faculty, Athletics, Nevada Indians, Spouses of POWs/MIA's
Graduate Assistants and Fellowships	1973-74 1975-76	Not Given	Not Given	\$443,779 \$505,285	Graduate Students at In-State Schools

1 Students in each field receive same amount. The schedule for support for 1975-76 by field is as follows:

Dental Hygiene	\$2,000 (per year)	Optometry	\$6,000 (per year)
Dentistry	\$6,000 (per year)	Physical Therapy	\$2,800 (per year)
Law	\$2,500 (per year)	Veterinary Medicine	\$6,000 (per year)
Medicine	\$5,000 (per year)		

592

STUDENT ELIGIBILITY CRITERIA FOR STATE PROGRAMS

NEVADA ET

<u>Programs</u>	<u>Acceptable Residency Status</u>	<u>Acceptable Attend. Status</u>	<u>Acceptable Student Levels</u>	<u>Special Priority to Cont'g. Awards</u>	<u>Income Limits</u>	<u>Need Limits</u>
<u>Non Need-Based</u>						
WICHE Student Exchange Program	Residents at Out-of-State Schools	Full-Time	Juniors ¹ Seniors ² Graduates ³	Note 4	Not Applicable	Not Applicable
Resident Student Tuition Waivers for State Institutions	Residents attending In-State and Non-Residents	Part-Time Half-Time Full-Time	All	No	Not Applicable	Not Applicable
Graduate Assistants and Fellowships	Residents attending In-State and Non-Residents	Half-Time Full-Time	Graduates	Yes	Not Applicable	Not Applicable

¹ In Dental Hygiene.

² In Physical Therapy.

³ All other programs.

⁴ Awards are for full length of program.

INSTITUTIONAL ELIGIBILITY CRITERIA FOR STATE STUDENT-ASSISTANCE PROGRAMS¹

NEVADA E2

<u>Programs</u>	<u>University and 4-Year Colleges</u>	<u>Community/ Junior Colleges</u>	<u>Voc./Tech. Schools</u>	<u>Proprietary</u>	<u>Special Types of Institutions</u>
<u>Non Need-Based</u>					
WICHE Student Exchange Program	No	No	No	No	Public and Private Pro- fessional Schools
Resident-Student Tuition Waivers for State Institutions	Public	Public	No	No	No
Graduate Assistants and Fellowships	Public	No	No	No	No

NEED DETERMINATION CRITERIA FOR STATE PROGRAMS

NEVADA E3

<u>Programs</u>	<u>Program Definition of Need</u>	<u>Is BEOG Application Required?</u>	<u>Expected Family Contribution (EFC) Method</u>	<u>Student Budget Includes What Items?</u>
-----------------	-----------------------------------	--------------------------------------	--	--

INFORMATION NOT APPLICABLE, -- NO NEED-BASED PROGRAMS

597

598

AWARD SIZE DETERMINATION CRITERIA FOR STATE PROGRAMS

NEVADA E4

<u>Programs</u>	<u>Maximum Award Size?</u>	<u>What Award Size Determination Method is Used?</u>	<u>How is Award Priority Determined?</u>	<u>Who Ultimately Determines Award Amount?</u>
<u>Non Need-Based</u>				
WICHE Student Exchange Program	Note 1	Note 1	Awards based on GPA with as many awards made as admissions to professional schools or extent of funds available with exception of field of law. In law, criteria used is GPA and results of LSAT.	Agreement Between WICHE and Schools
Resident Student Tuition Waivers for State Institutions	Not Applicable	Amount set by Board of Regents based on fee structure for given year.	Not Applicable	Institution/ State
Graduate Assistants and Fellowships	Not Applicable	Fee structure set by Board of Regents; new or continuing student; academic or full-year employment.	Qualifications of employee vs. job to be filled.	Institution/ State

599

1 Same table as on Table D-2.

600

NUMBER OF NEED-BASED GRANT PROGRAM APPLICANTS

NEVADA F1

DATA NOT APPLICABLE

INDEPENDENTS	\$0- 5,999	\$6,000- 8,999	\$9,000- 11,999	\$12,000- 14,999	\$15,000- 19,999	\$20,000- & Over
	DEPENDENTS					

Income Level

DATA NOT APPLICABLE

WHITE	BLACK	HISPANIC	AMERICAN INDIAN	ASIAN	OTHER
<u>Ethnic Status</u>					

DATA
NOT APPLICABLE

MEN	WOMEN
<u>Sex</u>	

NUMBER OF NEED-BASED GRANT PROGRAM RECIPIENTS AND AVERAGE AWARD SIZE

F2

NEVADA

<u>NUMBER OF RECIPIENTS</u>	<u>Income Level</u>						<u>Ethnic Status</u>					<u>Sex</u>		
	\$0-5,999	\$6,000-8,999	\$9,000-11,999	\$12,000-14,999	\$15,000-19,999	\$20,000-& Over	WHITE	BLACK	HISPANIC	AMERICAN INDIAN	ASIAN	OTHER	MEN	WOMEN
<u>DATA NOT APPLICABLE</u>														

AVERAGE AWARD SIZE

INDEPENDENTS	<u>Income Level</u>						<u>Ethnic Status</u>					<u>Sex</u>		
	\$0-5,999	\$6,000-8,999	\$9,000-11,999	\$12,000-14,999	\$15,000-19,999	\$20,000-& Over	WHITE	BLACK	HISPANIC	AMERICAN INDIAN	ASIAN	OTHER	MEN	WOMEN
<u>DATA NOT APPLICABLE</u>														

SOURCES AND DISTRIBUTION OF NEED-BASED GRANT PROGRAM FUNDS


NEVADA G1

NOT APPLICABLE -- NO NEED-BASED GRANT PROGRAMS

STATE APPROPRIATIONS


PRIVATE GIFTS

FEDERAL SSIG PROGRAM



INSTITUTIONAL SECTORS

STUDENT INCOME
CATEGORIES

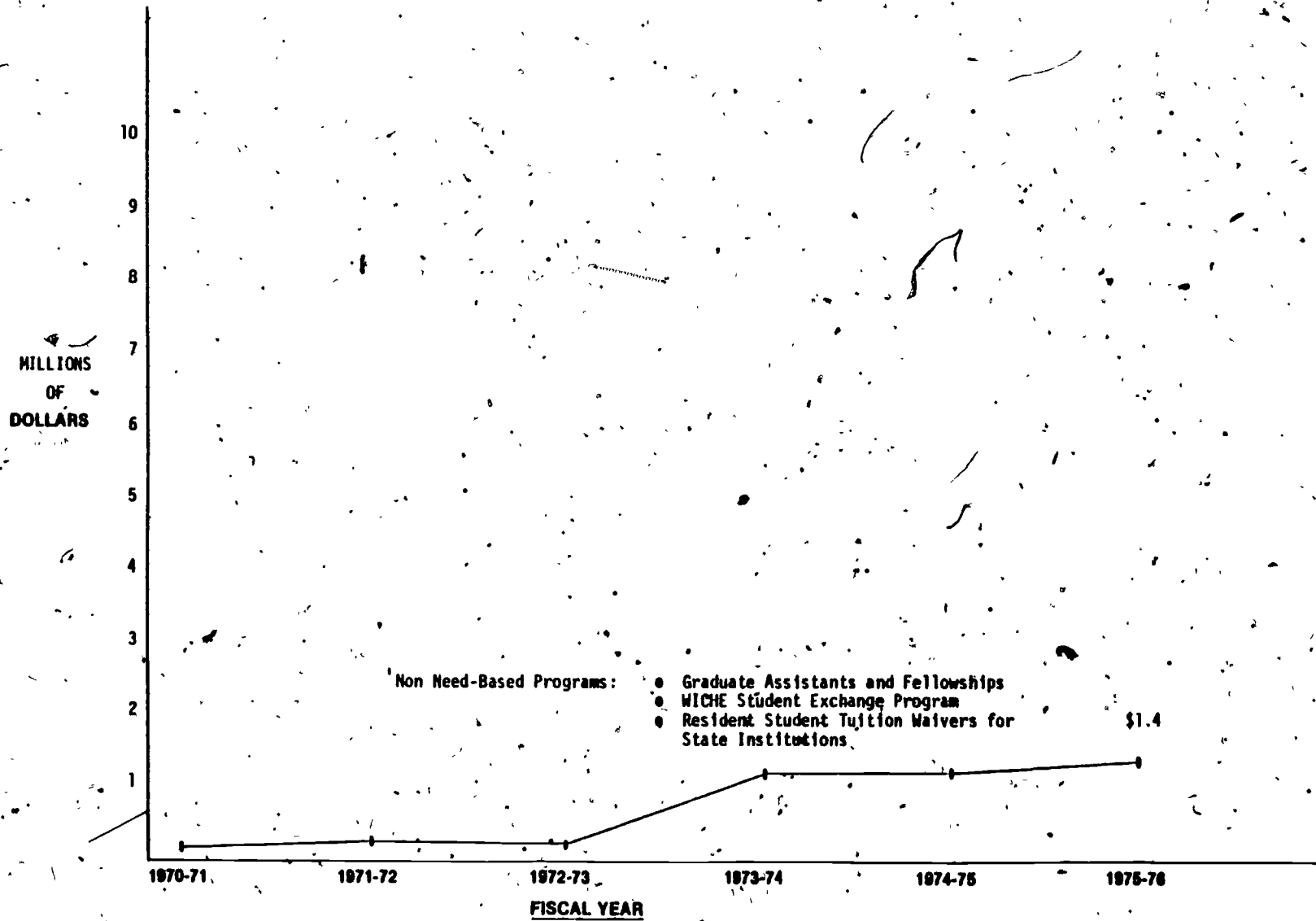


605

606

HISTORIC STATE EXPENDITURES ON STUDENT-ASSISTANCE PROGRAMS

NEVADA G2

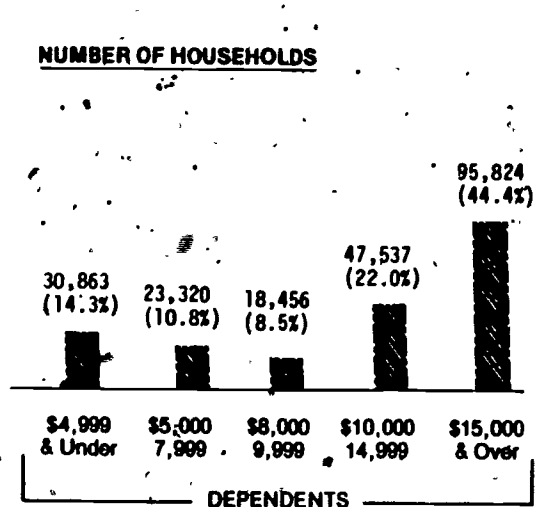


6.07

STATE POPULATION PROFILE

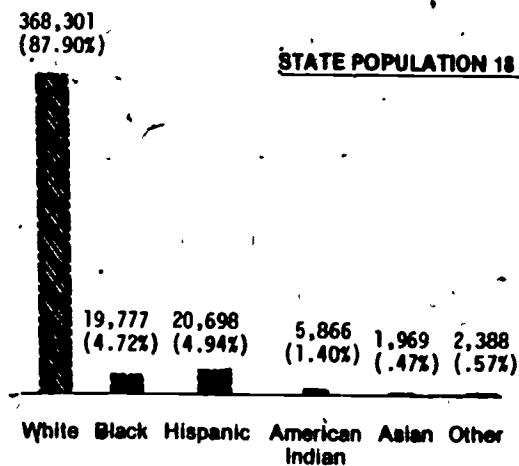
NEVADA H1

NUMBER OF HOUSEHOLDS

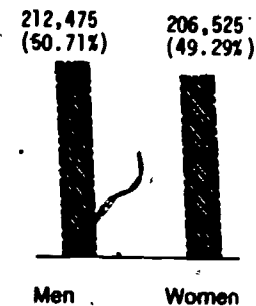


Effective Buying Income

STATE POPULATION 18 AND OVER

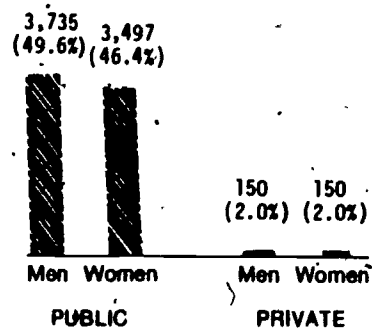


Ethnic Status



Sex

STATE HIGH SCHOOL GRADUATES

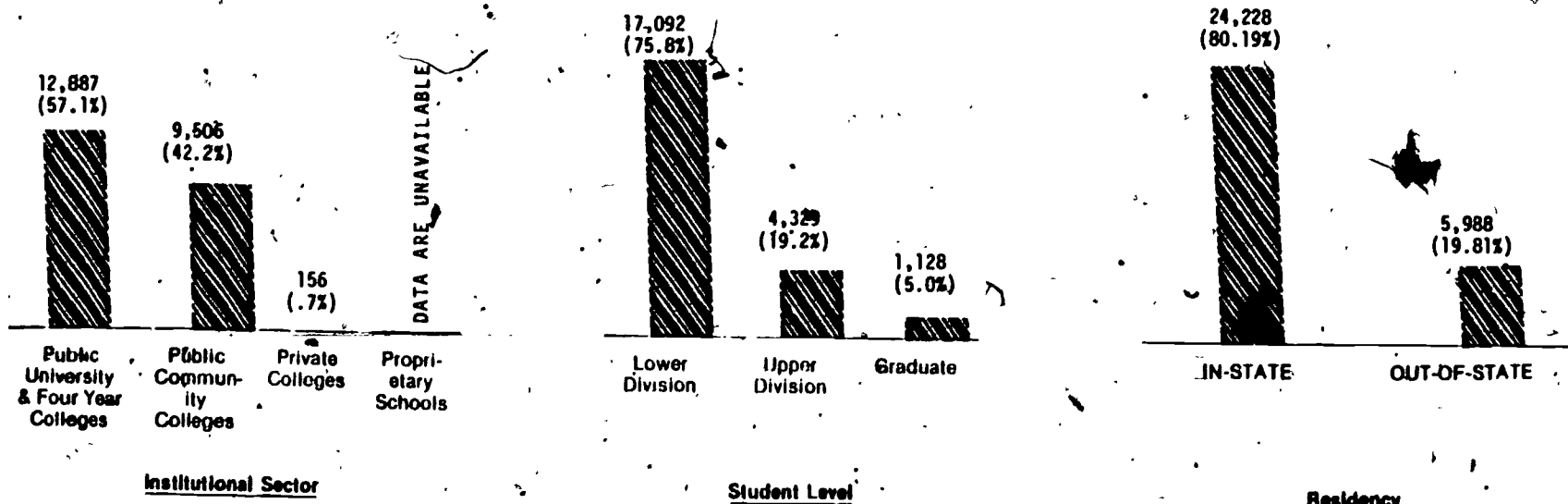



Sex

(c) Sales and Marketing Management 1977 Survey of Buying Power Data Service

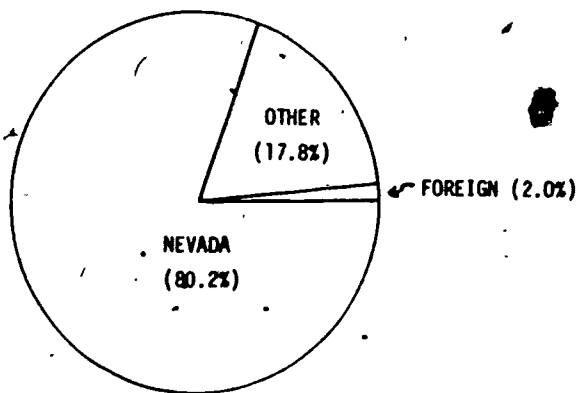
STATE POSTSECONDARY EDUCATION STUDENT ENROLLMENTS

NEVADA H2

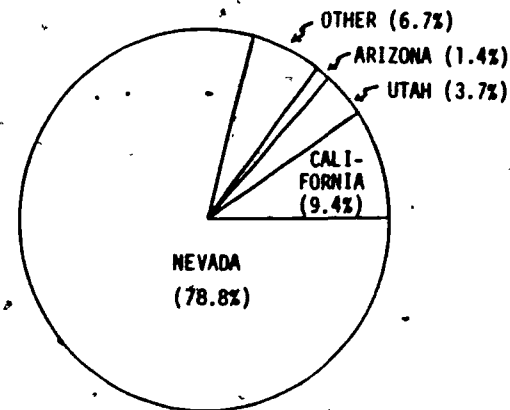


INTERSTATE MIGRATION OF STUDENTS


NEVADA H3



**RESIDENT AND NON-RESIDENT STUDENTS
ATTENDING IN-STATE INSTITUTIONS**



**RESIDENT STUDENTS ATTENDING IN-STATE
AND OUT-OF-STATE INSTITUTIONS**



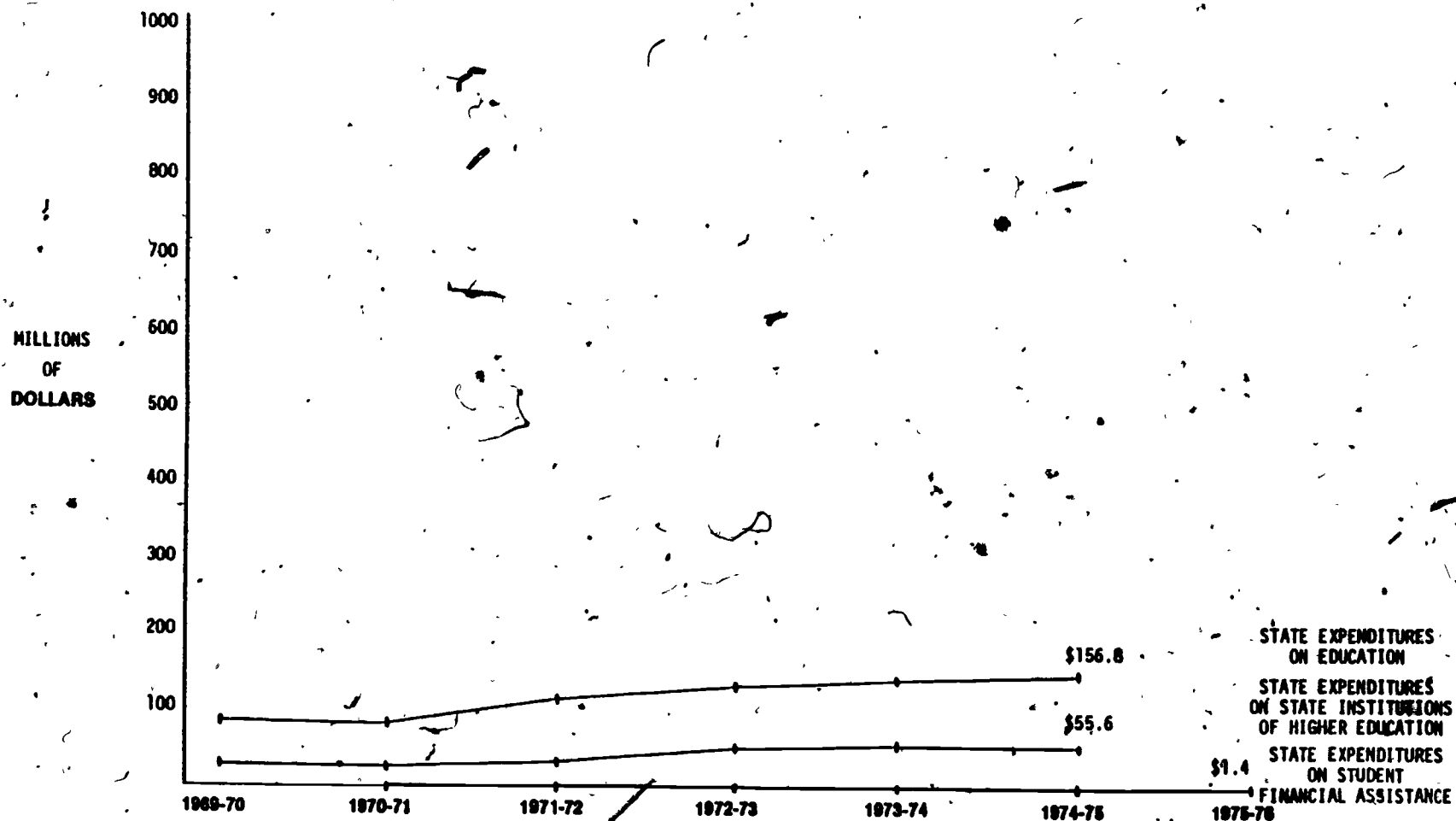
**INSTITUTIONAL SECTOR
(Out-of-State Students in School in-State)**

613

614

STATE EXPENDITURE ON POSTSECONDARY EDUCATION STUDENT ASSISTANCE

NEVADA 11



THESE DATA PERTAIN TO:
 • WICHE STUDENT EXCHANGE PROGRAM
 • RESIDENT STUDENT TUITION WAIVERS FOR STATE INSTITUTIONS
 • GRADUATE ASSISTANTS AND FELLOWSHIPS

FISCAL YEAR

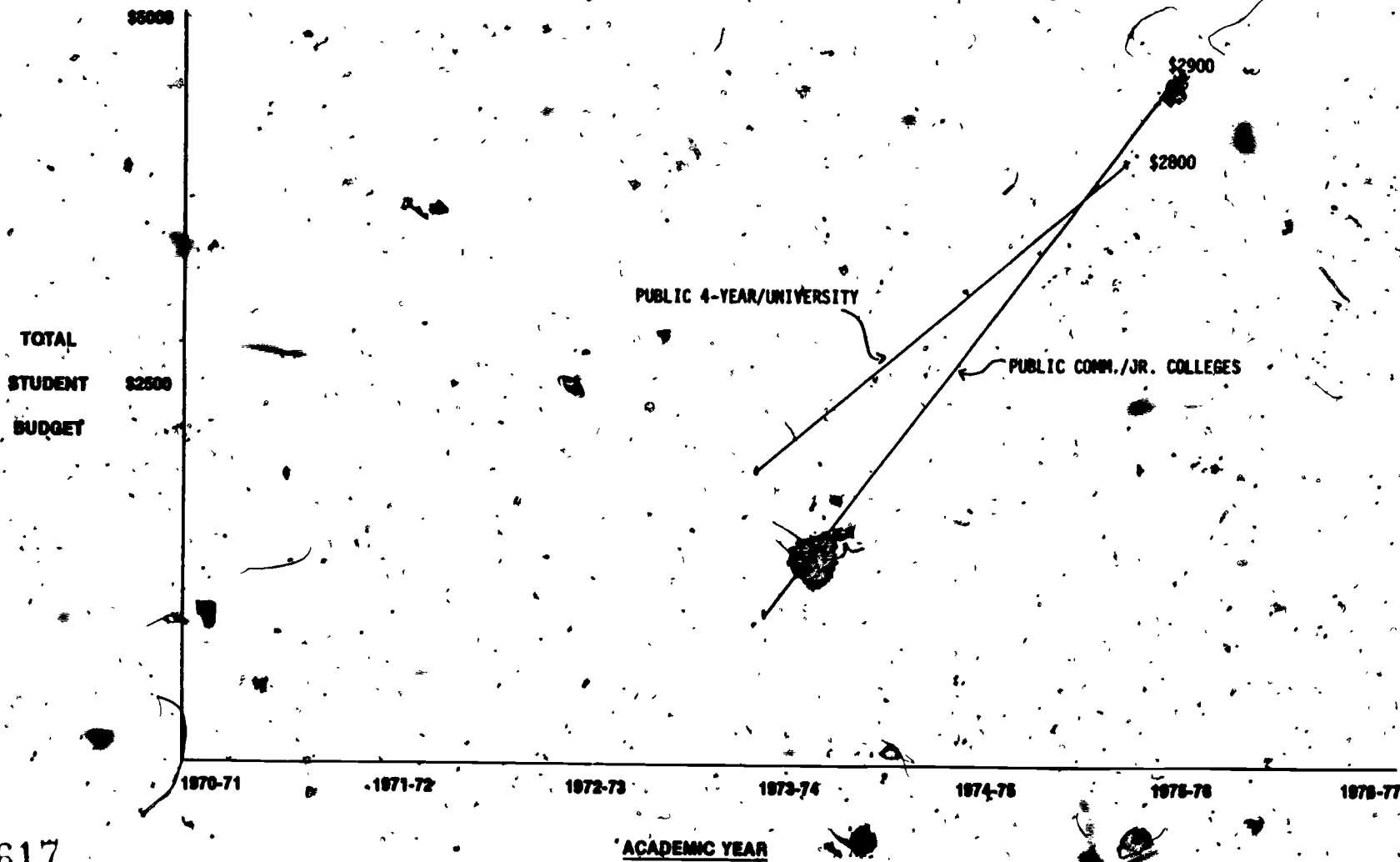
615

616

GROSS COSTS TO STUDENTS ATTENDING SCHOOL BY POSTSECONDARY EDUCATION SECTORS

NEVADA

12



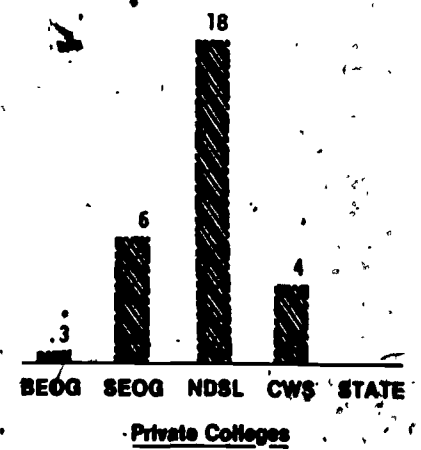
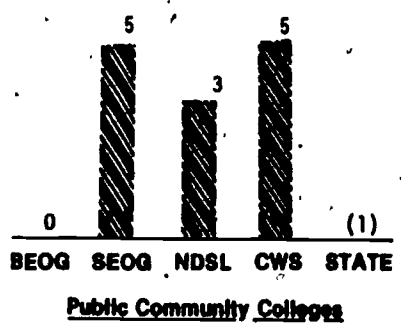
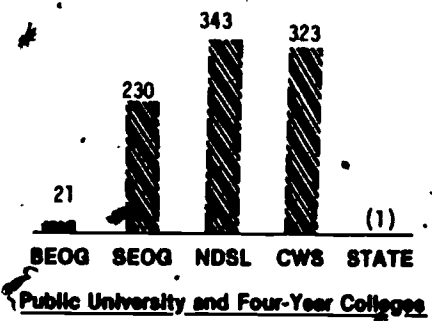
617

ACADEMIC YEAR

618

LEVELS OF FEDERAL AND STATE PROGRAM FUNDING BY INSTITUTIONAL SECTOR

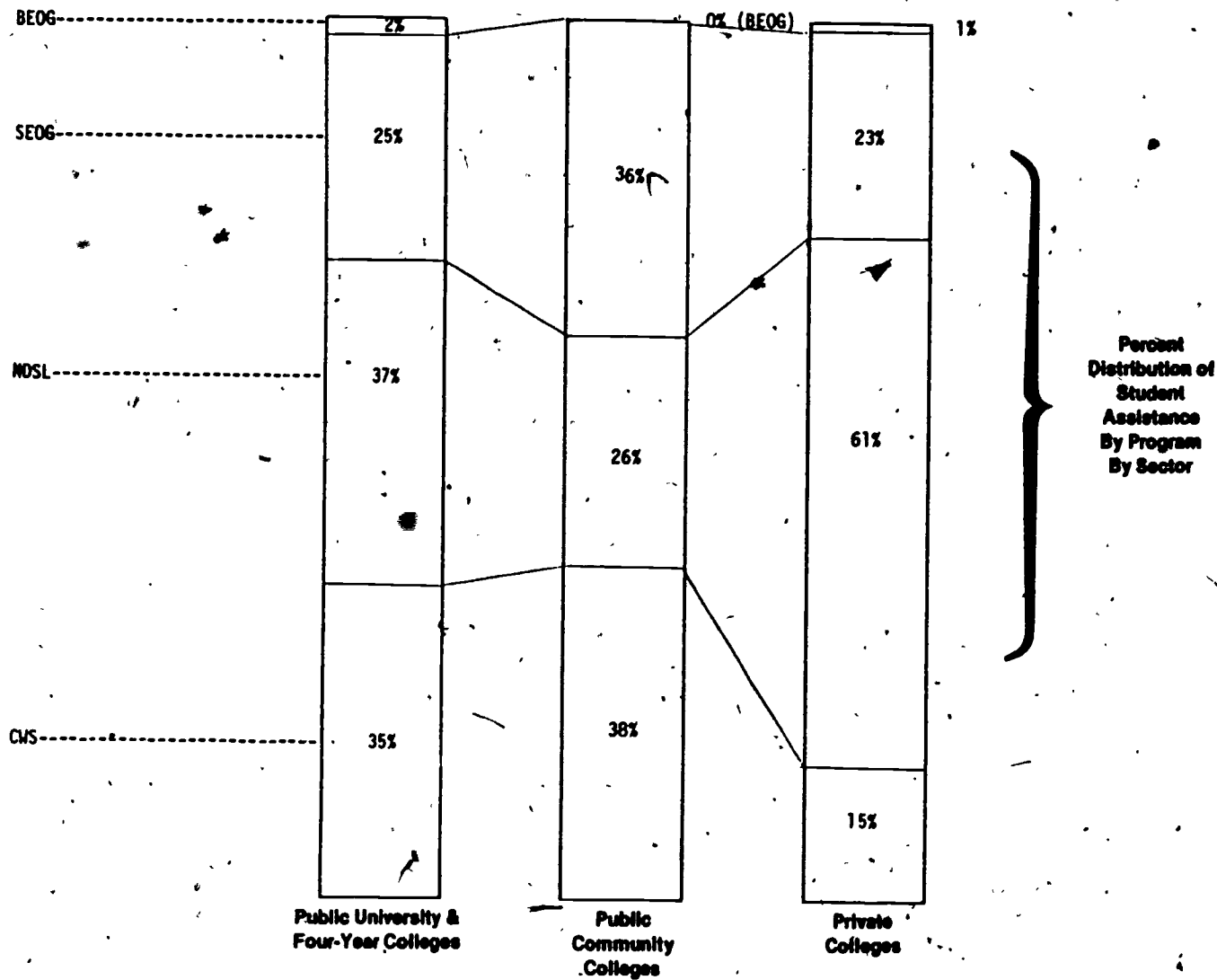
(Figures in thousands)



(1) The data pertaining to state dollars awarded by institutional sector are unavailable.

RELATIVE IMPORTANCE OF FEDERAL AND STATE PROGRAM FUNDING BY SECTOR

NEVADA 14



The data pertaining to state dollars awarded by institutional sector are unavailable.

**DESCRIPTIONS OF PROGRAM OFFICES AND AGENCIES AND
CORRESPONDING PROGRAM RESPONSIBILITIES**

NEW HAMPSHIRE A1

The Postsecondary Education Commission is an independent commission with 21 members appointed according to legislation establishing the commission. Some are appointed by the Governor; all are approved by the Governor and Council.

1. Incentive Program

Higher Education Assistance Foundation (Private, Non-Profit)

1. Higher Education Loan Plan

State Board of Nursing Education

1. State Assistance for Study in Basic Training for Nursing

State Comptroller

1. Medical School Tuition Loans
2. Veterinary Student Tuition Loans

Veterans Education Services, Postsecondary Education Division, Department of Education

1. Programs for Dependents of Deceased Veterans

Trustees of the University of New Hampshire

1. POW/MIA Children's Benefits

623

RELATIONSHIPS OF STATE AGENCIES

NEW HAMPSHIRE A2

Postsecondary Education Commission (Administers Incentive Program) - An independent commission; 21 members appointed according to legislation establishing the commission. Some appointed by Governor; all approved by Governor and Council.

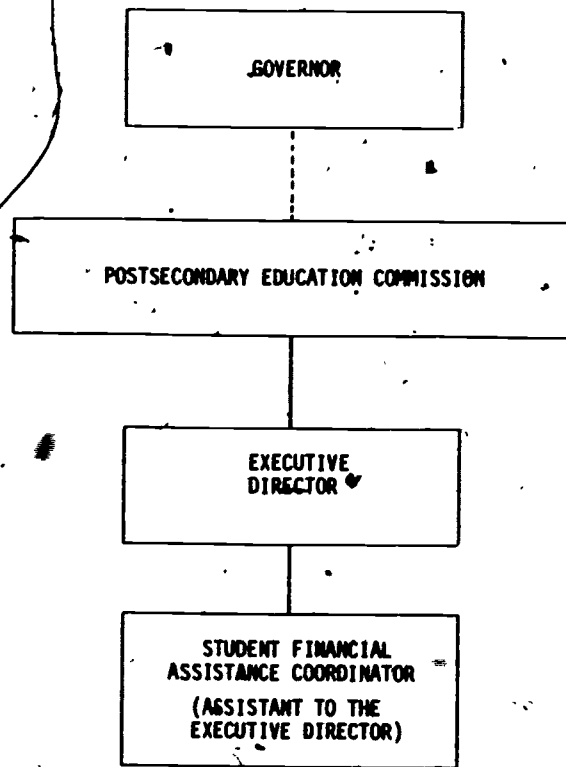
Higher Education Assistance Foundation (Administers Guaranteed Student Loan Program-Higher Education Loan Plan Help) - A private non-profit corporation.

625

626

STATE AGENCY ORGANIZATION

NEW HAMPSHIRE 81



627

628

**MANAGEMENT RELATIONSHIPS BETWEEN THE STATE AGENCY
AND OTHER STATE AGENCIES/INSTITUTIONS**

NEW HAMPSHIRE 82

<u>WHO ACCOMPLISHES THE FOLLOWING?</u>	<u>STATE PROGRAM OFFICE</u>	<u>INSTITUTIONAL FINANCIAL AID OFFICER</u>	<u>OTHER OFFICES OR AGENCIES</u>
Processing of Applications			
• Verification of Student Application Information	X	X	
• Identification of Eligible Recipients	X	X	
• Determination of Award Size	X		
• Assignment of Priority to Awards	X		
• Formally Approves Award	X		
Makes Payment to Student (or Credits Student Account)	X	X	
Makes Post-Award Adjustments	X	X	
Initiates the Prosecution of Possible Fraudulent Student applications	X		
Publicizes Award Availability	X		

629

630

STATE PROGRAM OFFICE DEFINITIONS FOR SELECTED TERMS

NEW HAMPSHIRE B3

**DEFINITIONS USED BY
STATE PROGRAM OFFICES**

**STATE DEFINITION
SPECIFIED BY**

**STATE DEFINITION COMMONLY
USED BY ALL INSTITUTIONS**

**STATE DEFINITION CONSISTENT
ACROSS ALL STATE PROGRAMS**

PUBLIC

PRIVATE

Half-Time Student - Not Applicable

State Resident - Shall have been domiciled within the state continuously for a period of at least 12 months immediately prior to registration for the term for which in-state status is claimed.

Interpretation

Independent Student - Not Applicable

Non-Profit Institution - Not Applicable--at this time no definition developed.

Satisfactory Academic Progress - "Academically Qualified Student" means an entering freshman who ranked in the top three-fifths of his/her high school graduation class...or a sophomore or higher who has achieved a grade point average of 2.00 on a 4.00 basis for all work....

Interpretation

United States Citizenship - BEOG definition is used.

631

632

INFORMATION FLOW BETWEEN THE STATE PROGRAM OFFICE AND VARIOUS FEDERAL OFFICES

NEW HAMPSHIRE B4

	<u>TYPE OF INFORMATION PROVIDED BY STATE STUDENT-AID AGENCY</u>		<u>TYPE OF INFORMATION RECEIVED BY STATE STUDENT-AID AGENCY</u>		<u>PERCEPTION OF ADEQUACY OF INFORMATION FLOW</u>
<u>FEDERAL OFFICES</u>					
SSIG Office	Summaries Applications	Recipients Terminations	Summaries Regulations		Adequate
BEO Office			Summaries Recipients	Applications	Adequate
Regional OE Student-Assistance Office (Campus-Based Programs)					Not Applicable
Washington OE Office (Campus-Based Programs)					Not Applicable
FISL/GSL Office					Not Applicable
<u>STATE/INSTITUTIONAL OFFICES</u>					
Public Institutions	Summaries Recipients	Applications Regulations	Terminations		
Private Institutions			Terminations		
Governor/Budget Office		Regulations	Regulations		Adequate
State Legislature (Including Committee Staffs)		Recipients			Adequate

DR

MANAGEMENT STAFFING OF STATE PROGRAM OFFICES

NEW HAMPSHIRE B5

<u>MANAGEMENT FUNCTION</u>	<u>PERCENTAGE OF STAFF EFFORT</u>	<u>STAFF ASSISTANCE FROM OTHER AGENCIES</u> <u>COMMENTS</u>
APPLICATIONS PROCESSING (Includes verification of student information, need analysis, award determination, etc.)	35	
RESPONDING TO REQUESTS FOR INFORMATION (Includes federal requests for information, parent/student inquiries, testimony in hearings, etc.)	15	
PROGRAM REVIEW (Includes on-site visits to institutions, formal/informal audits, etc.)	5	
PUBLIC RELATIONS AND INFORMATION DISSEMINATION (Includes parent/student workshops, work on promotional literature, etc.)	10	
GENERAL ADMINISTRATION (Includes executive personnel, staff training and development, regulations and guidelines, preparation of summary statistics, etc.)	30	
OTHER MANAGEMENT ACTIVITIES (Includes any special staff activities which do not clearly fall in one of the above categories)	5	

635

636

**STATE AGENCY CALENDAR OF EVENTS FOR NEED-BASED
PROGRAMS FOR 1976-77 SCHOOL YEAR**

NEW HAMPSHIRE 86

MONTH/YEAR

EVENTS

JANUARY 1976

- 1) Agency budget presented to governors office or budget bureau
- 2) Agency budget presented to legislature

MAY 1976

- 1) Legislature appropriates student assistance funds (5/25/76)
- 2) May 25, 1976 is the date upon which legislative approval was given for the New Hampshire Incentive Program

JULY 1976

Agency makes student-aid applications available

AUGUST

1976 Deadline for student-aid applications

SEPTEMBER

1976 Agency (or institutions) announces award winners

JANUARY 1977

Last date at which award changes and adjustments are made

**PROGRAM AND FISCAL CONTROLS OF PROGRAMS
OPERATED BY STATE AGENCY**

NEW HAMPSHIRE, B7

<u>PROGRAM CONTROLS</u>	<u>CONTROL USED SAMPLE OR TOTAL POPULATION STUDIED</u>	<u>AGENCY/OFFICE UNDERTAKING CONTROLS</u>	<u>SPECIAL ACTIONS COMMENTS</u>
<p>A. <u>Control on Student Application Data Accuracy</u> 1. Match Against Tax Forms? 2. Match Against BEOG Applications? 3. Match Against Institutional Student Records? 4. Warnings of Prosecution? 5. Prosecution?</p>	Yes, All	State	Application delayed.
<p>B. <u>Controls on Attendance and/or Progress</u> 1. Check on Enrollment/Initial Attendance? 2. Check on Mid-Term Attendance? 3. Check on Course Completion? 4. Check on Academic Progress Before Award? 5. Partial Awards?</p>	Yes	State	Award delayed.
<p>C. <u>Controls on Award Size</u> 1. Check to Make Sure Other Awards Actually Made? 2. Match Against BEOG, Campus-Based Award Files? 3. Check to Ensure Award Adjustments Actually Made? 4. Second Review of Aid Packages?</p>			
<p>D. <u>Controls on Institutional Student-Aid Operations</u> 1. Independent Program Audits? 2. Aid Officer Bonding? 3. Aid Officer Certification? 4. Double Signatures on All Fund Transfers?</p>	Yes	State	
<p>E. <u>Controls on Central Administrative Staff Operations</u> 1. Independent Program Audits? 2. Bonding of Staff Members? 3. Double Signatures on All Fund Transactions?</p>			

**PROGRAM INFORMATION DISSEMINATION PROCEDURES
USED FOR STATE NEED BASED PROGRAMS**

NEW HAMPSHIRE C1

TYPE OF INFORMATION PROVIDED

<u>INFORMATION PROVIDED THROUGH</u>	<u>APPLICATION FORMS</u>	<u>ELIGIBILITY CONDITIONS</u>	<u>FILING/CLOSING DATES FOR STATE PROGRAMS</u>	<u>INFORMATION ON THE COST OF ATTENDANCE AT VARIOUS TYPES OF INSTITUTIONS</u>	<u>INFORMATION ABOUT APPLYING FOR AID FROM OTHER SOURCES</u>	<u>INFORMATION ON PENALTIES FOR PROVIDING FRAUDULENT DATA</u>
1. High School Counselors	X	X	X			
2. College Financial-Aid Officers	X	X	X			
3. Direct Mailings to Graduating High School Students or Parents	X	X				
4. High School Meetings or Workshops	X	X	X	X	X	
5. College Admissions Office						
6. Newspaper Ads		X	X			
7. Radio, Television Ads		X	X			
8. Social Service Agencies	X	X	X			
9. Other (Please Specify)						

641

642

DESCRIPTIONS OF STATE-SPONSORED STUDENT ASSISTANCE PROGRAMS

NEW HAMPSHIRE

D1

New Hampshire Incentive Program - A program to provide grants on a scholastic and need basis for the benefit of state residents at postsecondary institutions within the state and to provide for increased access to student loans (G.S.L.) by providing cash incentive payments to lenders.

New Hampshire Higher Education Loan Plan - The New Hampshire Higher Education Assistance Foundation administers the Guaranteed Student Loan Program under the Federal Higher Education Act of 1965. This plan is a scholastic loan program with the same provisions as the G.S.L. program.

New Hampshire State Assistance for Study in Basic Training for Nursing - A conditional grant program for resident nursing students accepted at state approved schools of nursing who have financial need. Recipients must agree to practice in New Hampshire following graduation. Students taking graduate work can attend out-of-state institutions.

Special Assistance for Majors in Education at State Colleges - This program of loans was discontinued in 1970.

Medical School Tuition Loans - A conditional loan program to make available to each resident medical student accepted at Dartmouth Medical School a tuition loan in an amount equal to but not exceeding the difference between the tuition fee at the University of New Hampshire and the like fees at Dartmouth College. This is a need-based program.

Programs for Dependents of Deceased Veterans - A program which provides for tuition-remission for children ages 16-25 and residents of the state, whose veteran parent(s) was/were killed or died as a result of service in World War I, World War II or the Korean conflict. Recipients may attend in-state public universities and four-year institutions or public voc-ed. schools.

POW/MIA Children's Benefits - Children of persons domiciled in New Hampshire while serving the U.S. Armed Forces after February 28, 1961, and officially interned or missing in action during the Southeast Asian conflict are eligible for full tuition-remission at the University of New Hampshire.

Veterinary Student Tuition Loans - A conditional loan program to provide for veterinary medical education to qualified state residents attending accredited schools by the American Veterinary Medical Association.

BASIC STATE PROGRAM INFORMATION

NEW HAMPSHIRE D2

Programs	Year	Number of Awards	Average Full-Time Award Size	Total Dollars Awarded	Eligible Population
<u>Need-Based</u>					
<u>Grants</u>					
New Hampshire Incentive Program	1976-77	529	\$ 526	\$ 278,500	Resident-Freshmen
New Hampshire State Assistance for Study in Basic Training for Nursing	1975-76	181	\$ 328	\$ 59,287	Resident Undergraduates and Graduate Nursing Students
<u>Loans</u>					
New Hampshire Higher Education Loan Plan	1970-71 Calendar Year 1976	2,200	Information Unavailable \$ 185	\$2,788,548	Same as Guaranteed Student Loan Program
Medical School Tuition Loans	1975-76	15	\$7,667	\$ 70,000	Resident Medical Students Enrolled at Dartmouth
<u>Non Need-Based</u>					
Programs for Dependents of Deceased Veterans ²	1975-76	39	Unavailable	Unavailable	Resident Children of Deceased Veterans/POW/MIA
POW/MIA Children's Benefits	1974-75 1975-76	2	Not Given	Not Given	Children of POW/MIA
Veterinary Student Tuition Loans ³	1975-76		Information Unavailable		Resident Veterinary Students

S.E.T.	Group 1 Institution (Tuition from \$0-\$600)	Group 2 Institution (Tuition from \$601-\$1,499)	Group 3 Institution (Tuition from \$1,500-Higher)
0-1400	\$300	\$900	\$1,500
1401-1600	200	800	1,400
1601-1800	0	600	1,200
1801-2000	0	400	1,000
2001-2200	0	200	800
2201-2400	0	0	600

There is a provision to grant to each recipient a maximum grant of \$250 per year for room, board, books and supplies. A sum of \$2,700 was appropriated this year for this purpose. No specific appropriation is made by the state to cover the tuition remission.

³ The Governor of New Hampshire is authorized to enter into an agreement with the Board of Trustees of any veterinary medical school accredited by the American Veterinary Medical Association. The contract shall provide for the enrollment of not more than five students for each class year. A sum not to exceed \$8,000 shall be paid yearly for each student so enrolled. Repayment starts one year after graduation in annual installments within a period equal to three times the number of years of enrollment. Any annual installment can be reduced by one-fourth if the recipient has practiced full-time over eight of the last 12 months. 1975-76 was the first year for awards.

STUDENT ELIGIBILITY CRITERIA FOR STATE PROGRAMS

NEW HAMPSHIRE YE1

<u>Programs</u>	<u>Acceptable Residency Status</u>	<u>Acceptable Attend. Status</u>	<u>Acceptable Student Levels</u>	<u>Special Priority to Cont'g. Awards</u>	<u>Income Limits</u>	<u>Need Limits</u>
<u>Need-Based</u>						
<u>Grants</u>						
New Hampshire Incentive Program	Residents attending In-State	Full-Time	Freshmen	No	Not Applicable	Not Applicable
New Hampshire State Assistance for Study in Basic Training for Nursing	Residents attending In-State	Full-Time	All ²	Yes	Not Applicable	Not Applicable
<u>Loans</u>						
New Hampshire Higher Education Loan Plan	Provisions of GSL Program					
Medical School Tuition Loans	Residents attending In-State	Full-Time	Graduates	Yes	Not Applicable	Not Applicable
<u>Non Need-Based</u>						
Programs for Dependents of Deceased Veterans	Residents attending In-State	Full-Time	All Under-graduates	No	Not Applicable	Not Applicable
POW/MIA Children's Benefits	Residents attending In-State	Not Given	All Under-graduates	Not Applicable	Not Applicable	Not Applicable
Veterinary Student Tuition Loans	Residents attending In-State	Full-Time	Not Given	No	Not Applicable	Not Applicable

¹ Students taking graduate work can attend out-of-state institutions.

² Graduate students can go part-time.

INSTITUTIONAL ELIGIBILITY CRITERIA FOR STATE STUDENT-ASSISTANCE PROGRAMS

NEW HAMPSHIRE E2

Programs	University and 4-Year Colleges	Community/ Junior Colleges	Voc./Tech. Schools	Proprietary	Special Types of Institutions
<u>Need-Based</u>					
<u>Grants</u>					
New Hampshire Incentive Program	Public Private	Public	Public	Yes	No
New Hampshire State Assistance for Study in Basic Training for Nursing	No	No	No	No	Nursing Schools ¹
<u>Loans</u>					
New Hampshire Higher Education-Loan Plan	See GSL Program Provisions-----				
Medical-School Tuition Loans	No	No	No	No	Dartmouth Medical School
<u>Non Need-Based</u>					
Programs for Dependents of Deceased Veterans	Public	No	Public	No	No
POM/MIA Children's Benefits	Public	No	No	No	No
Veterinary Student Tuition Loans	No	No	No	No	Veterinary Schools ²

¹ Approved by state.

² Approved by the American Veterinary Medical Association.

649

650

NEED DETERMINATION CRITERIA FOR STATE PROGRAMS

NEW HAMPSHIRE E3

<u>Programs</u>	<u>Program Definition of Need</u>	<u>Is BEOG Application Required?</u>	<u>Expected Family Contribution (EFC) Method</u>	<u>Student Budget Includes What Items?</u>
<u>Need-Based</u>				
<u>Grants</u>				
New Hampshire Incentive Program	Adjusted Demonstrated Need= The Difference Between Total Basic Resources and the Cost of Education - Self-Help Factor of \$1,500	Yes	BEOG	Tuition/Fees Room/Board Books Transportation General Student Costs
New Hampshire State Assistance for Study in Basic Training for Nursing	Not Applicable	No	Not Applicable	Tuition/Fees
<u>Loans</u>				
New Hampshire Higher Education Loan Plan	Per GSL Provisions-----			
Medical School Tuition Loans	Need = Dartmouth Medical School Tuition Fee - University of New Hampshire Tuition Fees	No	Unavailable	Tuition

AWARD-SIZE DETERMINATION CRITERIA FOR STATE PROGRAMS

NEW HAMPSHIRE E4

<u>Programs</u>	<u>Maximum Award Size?</u>	<u>What Award Size Determination Method Is Used?</u>	<u>How is Award Priority Determined?</u>	<u>Who Ultimately Determines Award Amount?</u>
<u>Need-Based</u>				
<u>Grants</u>				
New Hampshire Incentive Program	\$1,500	By Institutional Cost and BEOG Student Eligibility Index.	First to be considered are those with eligibility indices ranging from 0-1400; successive groups formed at intervals of 200 (see Note 2 on D-2).	State
New Hampshire State Assistance for Study in Basic Training for Nursing	\$400/Year up to \$1,200 for 3-year period	Unavailable	Unavailable	State Board of Nursing
<u>Loans</u>				
New Hampshire Higher Education Loan Plan	Per GSL Provisions-----			
Medical School Tuition Loans		Unavailable	Unavailable	Legislature
<u>Non Need-Based</u>				
Programs for Dependents of Deceased Veterans	\$1,000	Governed by Tuition Fee	Not Applicable (See note 3-D2)	Not Applicable
POW/MIA Children's Benefits ¹	\$1,000	Governed by Tuition Fee	Not Applicable	Not Applicable
Veterinary Student Tuition Loans	\$8,000/Year	Not Applicable	Not Applicable	Governor & Legislature

¹ This program does not include the \$250 grant that is part of the War Orphan's Benefits Program.

NUMBER OF NEED-BASED GRANT PROGRAM APPLICANTS

NEW HAMPSHIRE

F1

DATA NOT AVAILABLE

	\$0- 5,999	\$6,000- 8,999	\$9,000- 11,999	\$12,000- 14,999	\$15,000- 19,999	\$20,000- & Over
INDEPENDENTS						
DEPENDENTS						

Income Level

DATA NOT AVAILABLE

WHITE	BLACK	HISPANIC	AMERICAN INDIAN	ASIAN	OTHER

Ethnic Status

DATA
NOT AVAILABLE

MEN	WOMEN

Sex

655

656

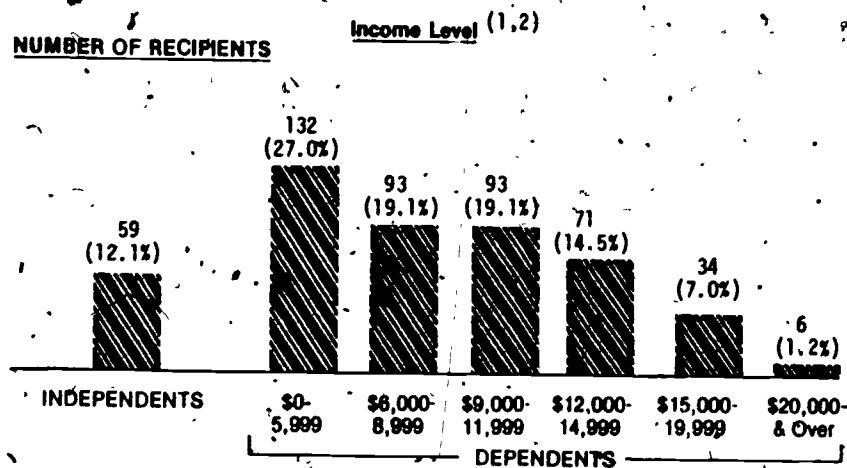
NUMBER OF NEED-BASED GRANT PROGRAM RECIPIENTS AND AVERAGE AWARD SIZE

F2

NEW HAMPSHIRE

THESE FIGURES FOR THE 1975-76 SCHOOL YEAR PERTAIN TO:

• NEW HAMPSHIRE INCENTIVE PROGRAM



Ethnic Status

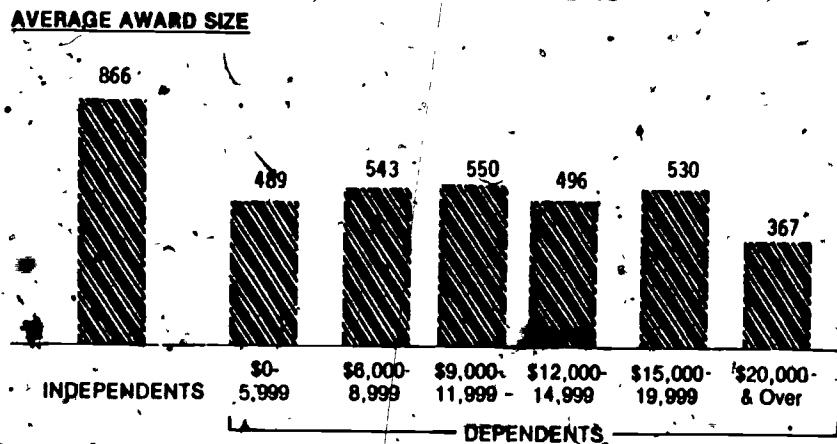
Sex

DATA NOT AVAILABLE

DATA NOT AVAILABLE

WHITE BLACK HISPANIC AMERICAN ASIAN OTHER
INDIAN

MEN WOMEN



DATA NOT AVAILABLE

DATA NOT AVAILABLE

WHITE BLACK HISPANIC AMERICAN ASIAN OTHER
INDIAN

MEN WOMEN

657

(1) These figures are based on reasonable estimations or approximations.
 (2) There is a discrepancy in the total number of recipients and total dollars awarded as given in the NASSGP Survey.

658

SOURCES AND DISTRIBUTION OF NEED-BASED GRANT PROGRAM FUNDS

NEW HAMPSHIRE G1

THESE FIGURES FOR THE 1976-77 SCHOOL YEAR PERTAIN TO:
NEW HAMPSHIRE INCENTIVE PROGRAM

STATE APPROPRIATIONS

\$139,250 50.0%

PRIVATE GIFTS

STATE PROGRAM

\$139,250 50.0%
FEDERAL SSI PROGRAM

INSTITUTIONAL SECTORS

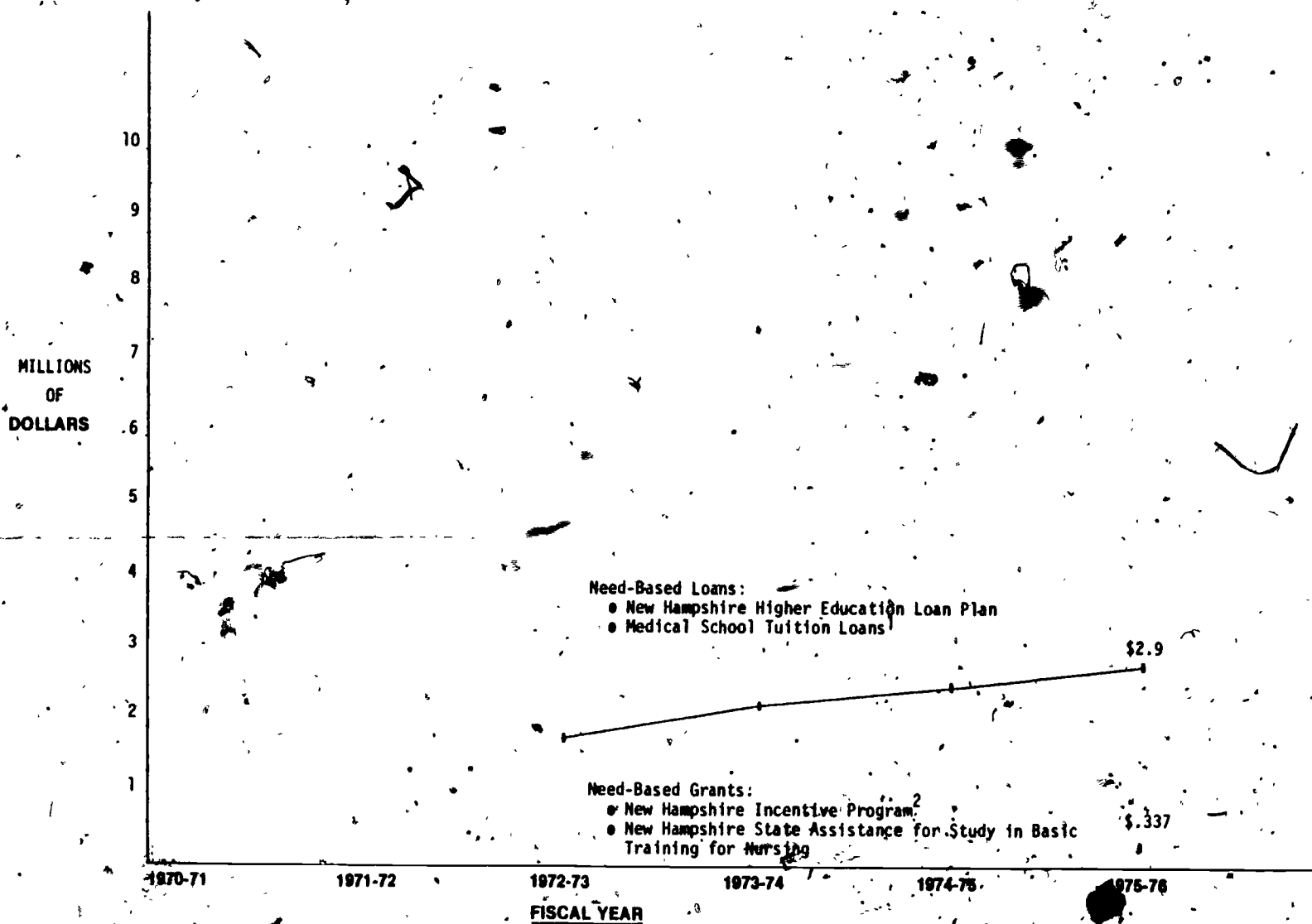
STUDENT INCOME
CATEGORIES

DATA ARE UNAVAILABLE

DATA ARE UNAVAILABLE

HISTORIC STATE EXPENDITURES ON STUDENT-ASSISTANCE PROGRAMS

NEW HAMPSHIRE 62



661

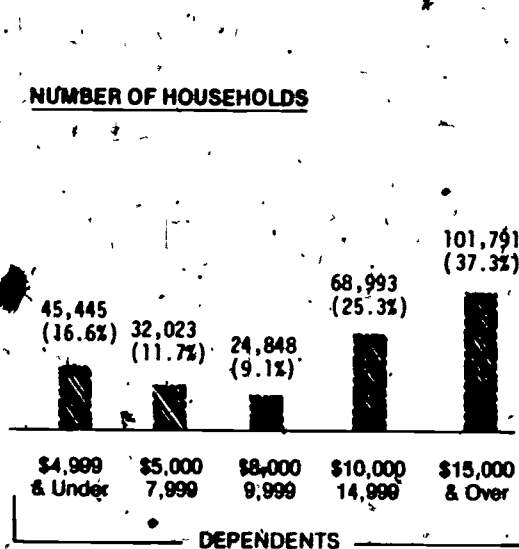
¹ 1973-74 first year of program.
² 1975-76 first year of program.

662

STATE POPULATION PROFILE

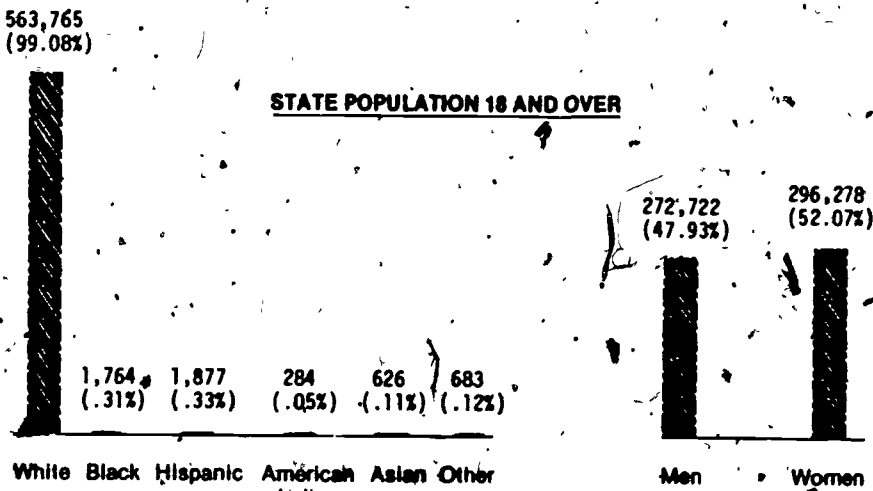
NEW HAMPSHIRE H1

NUMBER OF HOUSEHOLDS



Effective Buying Income

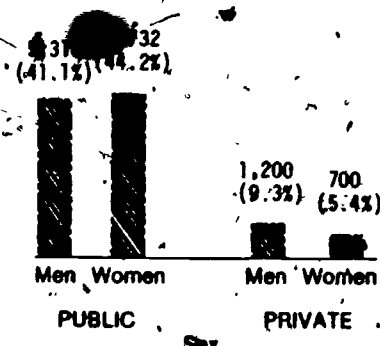
STATE POPULATION 18 AND OVER



Ethnic Status

Sex

STATE HIGH SCHOOL GRADUATES

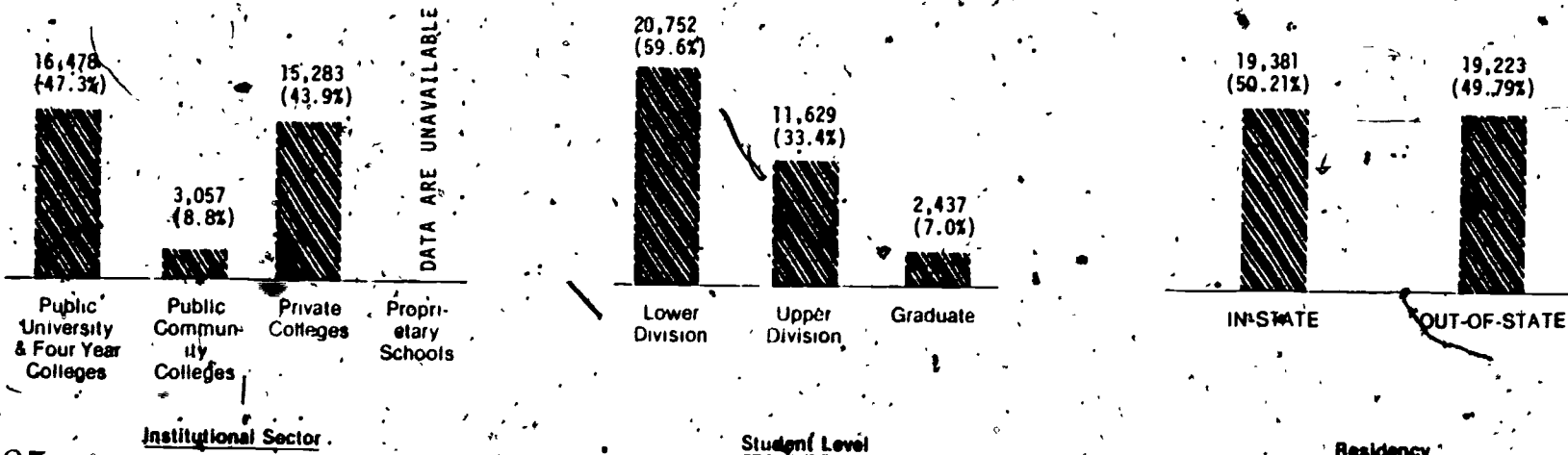



Sex

The high school graduation figures do not include 1,600 persons granted a high school equivalency certificate.


STATE POSTSECONDARY EDUCATION STUDENT ENROLLMENTS

NEW HAMPSHIRE H2

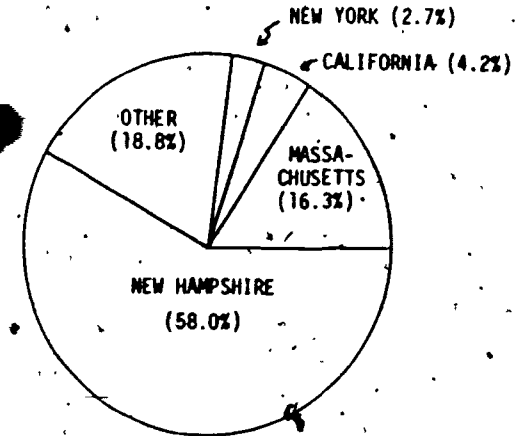


INTERSTATE MIGRATION OF STUDENTS

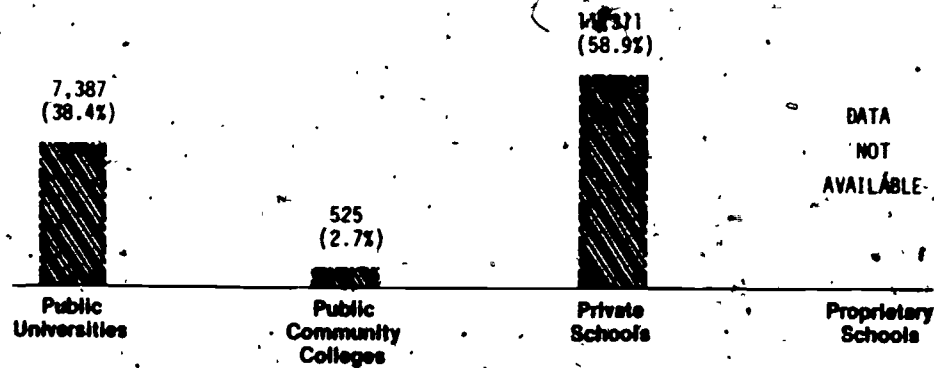
NEW HAMPSHIRE H3



RESIDENT AND NON-RESIDENT STUDENTS ATTENDING IN-STATE INSTITUTIONS



RESIDENT STUDENTS ATTENDING IN-STATE AND OUT-OF-STATE INSTITUTIONS



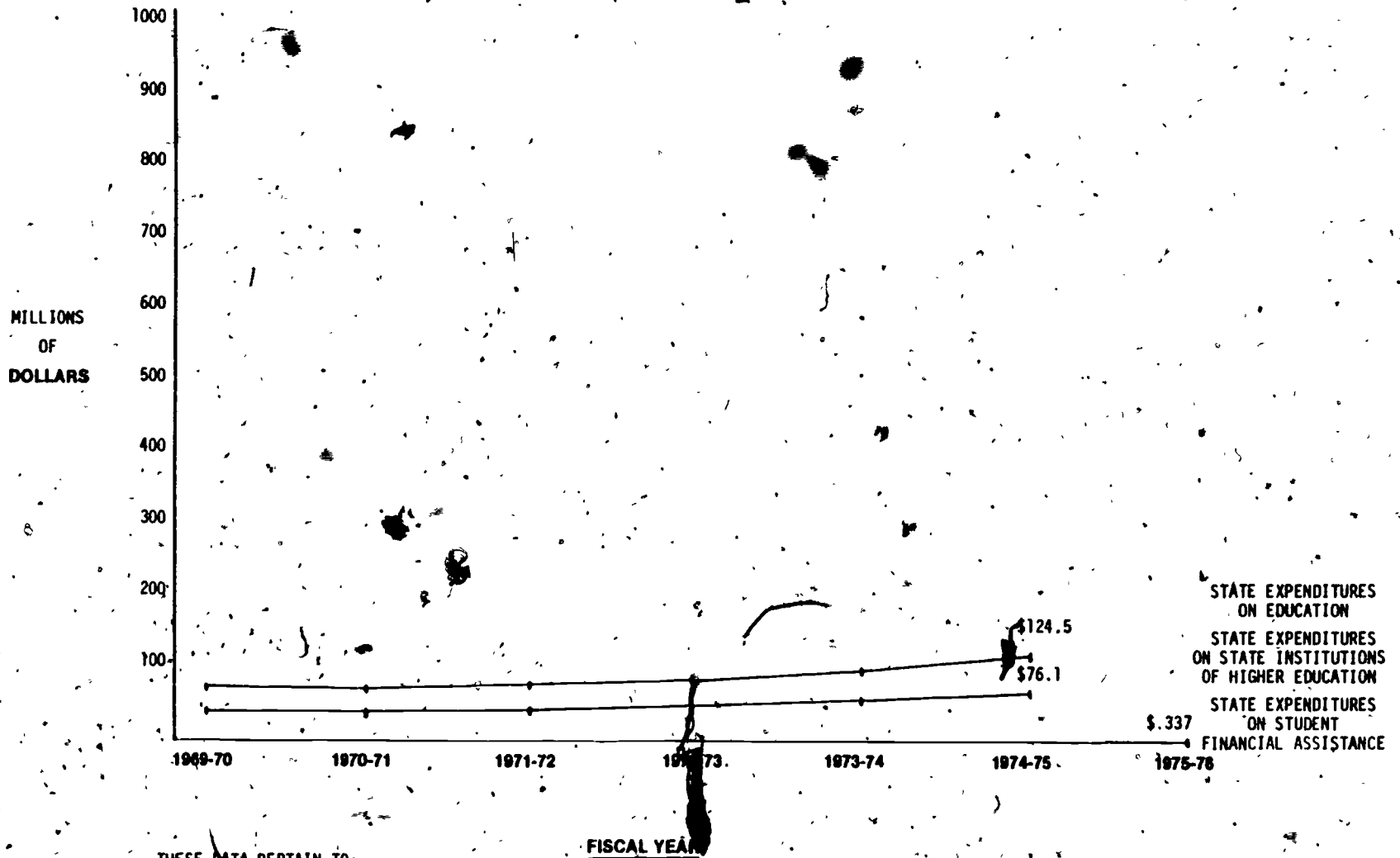
INSTITUTIONAL SECTOR
(Out-of-State Students in School In-State)

667

668

**STATE EXPENDITURE ON POSTSECONDARY EDUCATION
STUDENT ASSISTANCE**

NEW HAMPSHIRE 11

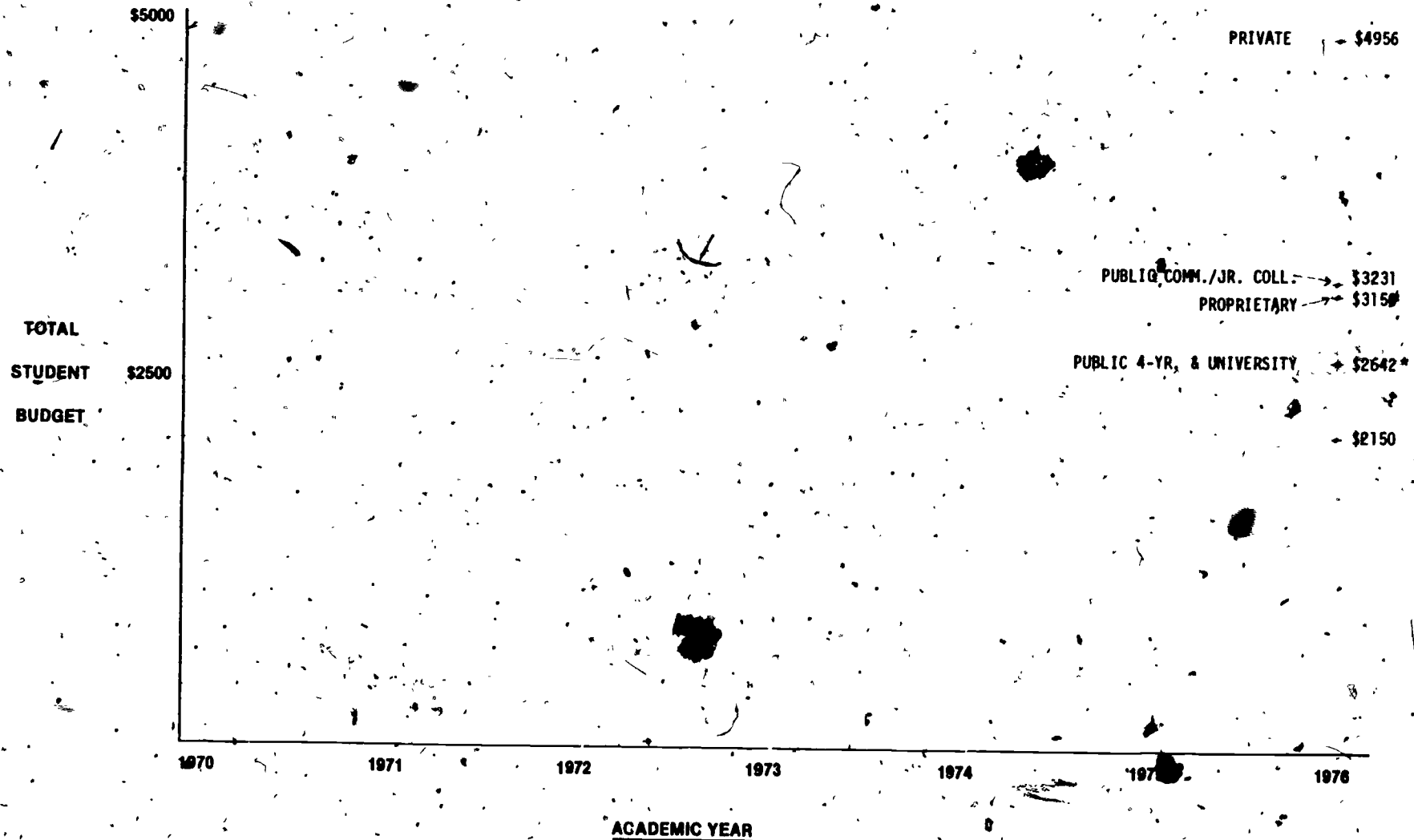


THESE DATA PERTAIN TO:
 ● NEW HAMPSHIRE INCENTIVE PROGRAM
 ● NEW HAMPSHIRE STATE ASSISTANCE FOR STUDY IN BASIC TRAINING FOR NURSING

670

GROSS COSTS TO STUDENTS ATTENDING SCHOOL BY POSTSECONDARY EDUCATION SECTORS

NEW HAMPSHIRE 12

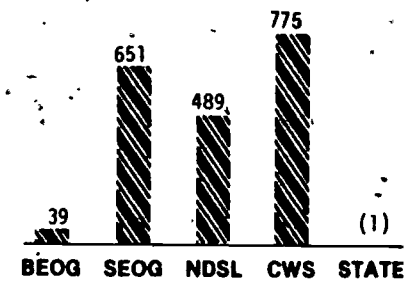


*Resident costs.

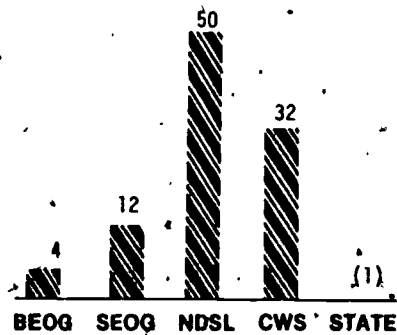
LEVELS OF FEDERAL AND STATE PROGRAM FUNDING BY INSTITUTIONAL SECTOR

NEW HAMPSHIRE 13

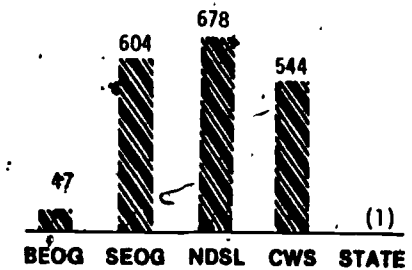
(Figures in thousands)



Public University and Four-Year Colleges



Public Community Colleges

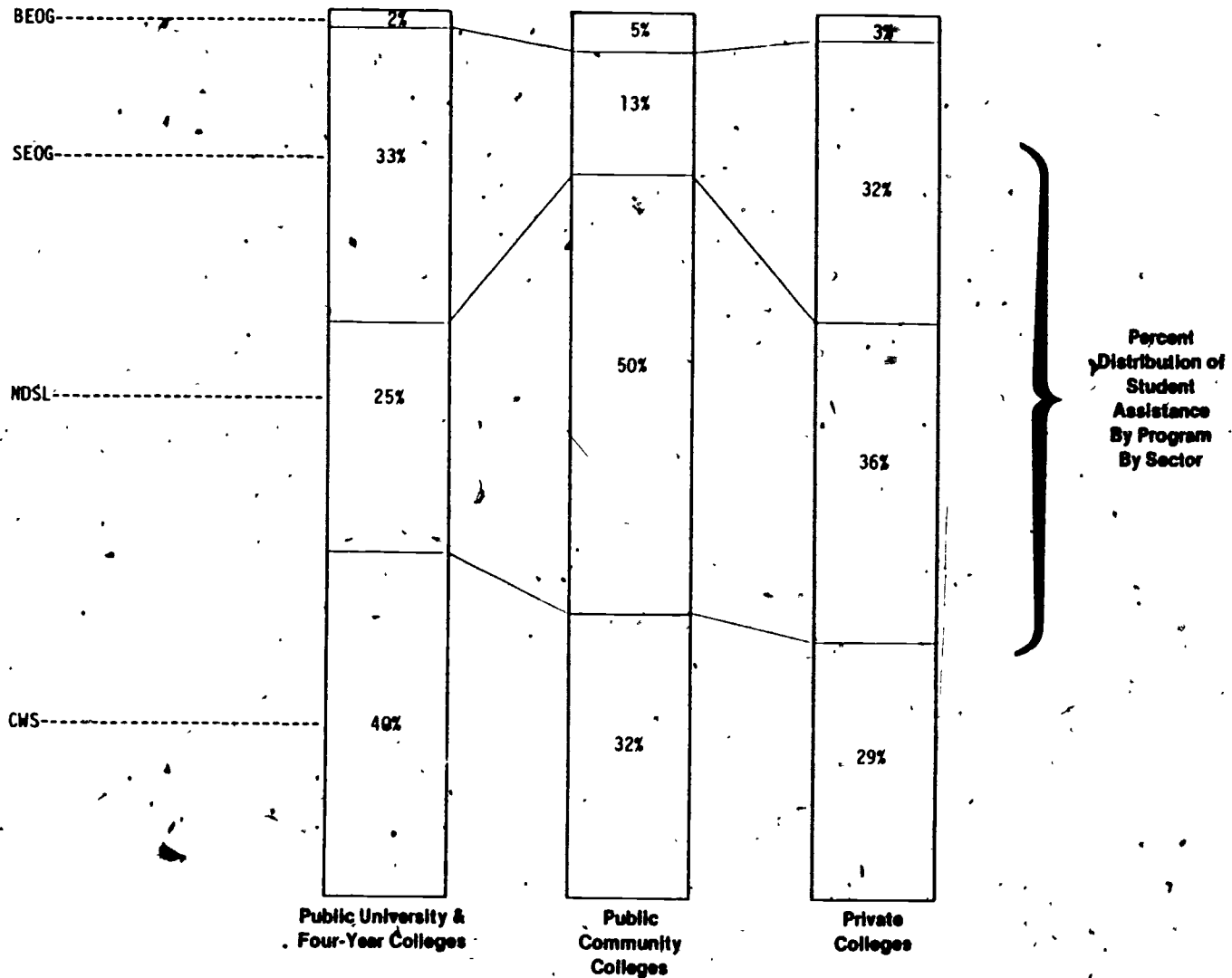


Private Colleges

673) The data pertaining to state dollars awarded by institutional sector are unavailable.

674

RELATIVE IMPORTANCE OF FEDERAL AND STATE. PROGRAM FUNDING BY SECTOR



The data pertaining to state dollars awarded by institutional sector are unavailable.

**DESCRIPTIONS OF PROGRAM OFFICES AND AGENCIES AND
CORRESPONDING PROGRAM RESPONSIBILITIES**

NEW JERSEY - A1

The Office of Student Assistance is a division of the Department of Higher Education which is directly under the State Board of Higher Education.

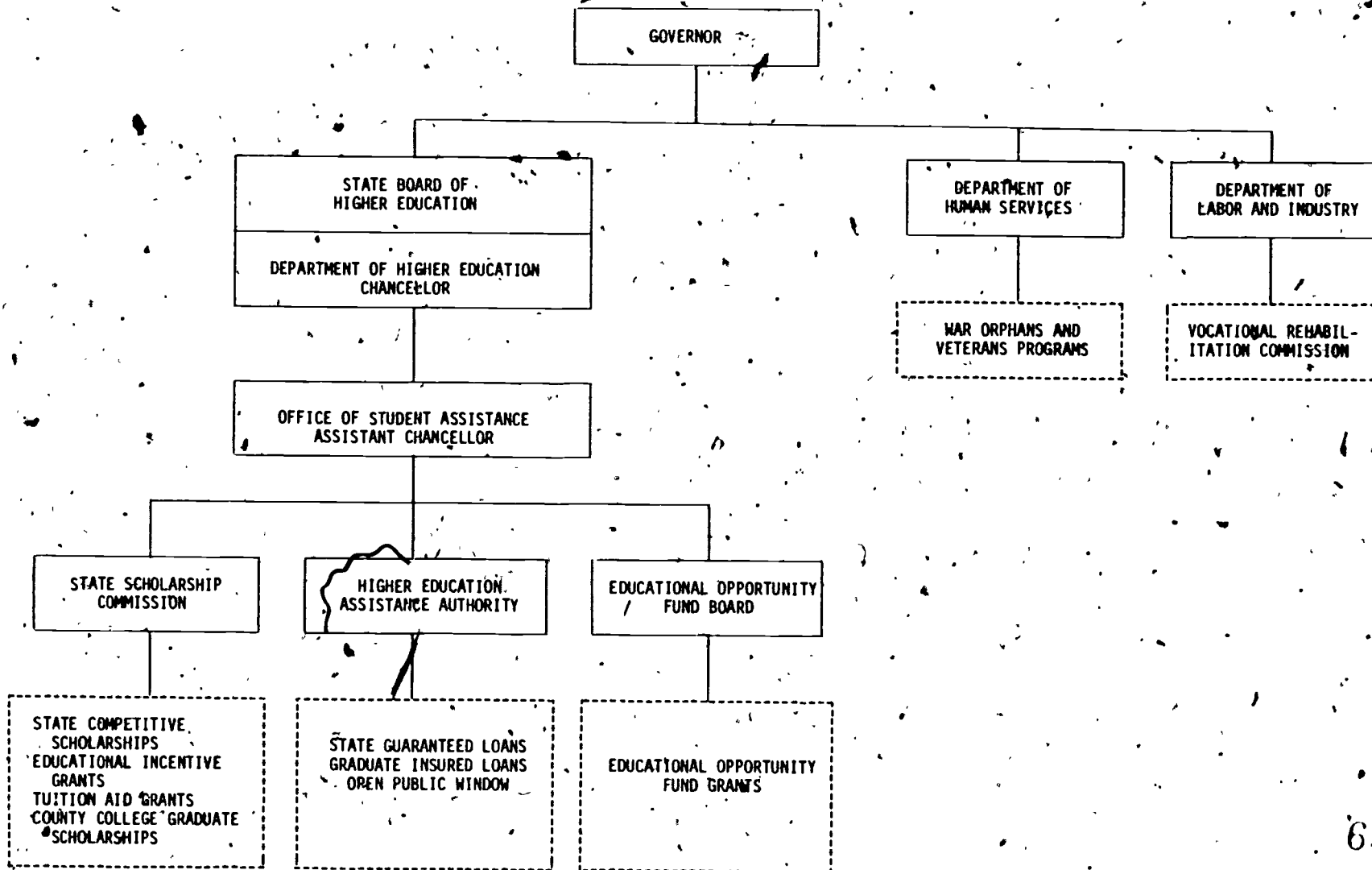
1. State Competitive Scholarships
2. Educational Incentive Grants
3. Tuition Aid Grants
4. County College Graduate Scholarship
5. Public Tuition Aid Grants
6. Educational Opportunity Fund Grant

677

678

RELATIONSHIPS OF STATE AGENCIES

NEW JERSEY A2



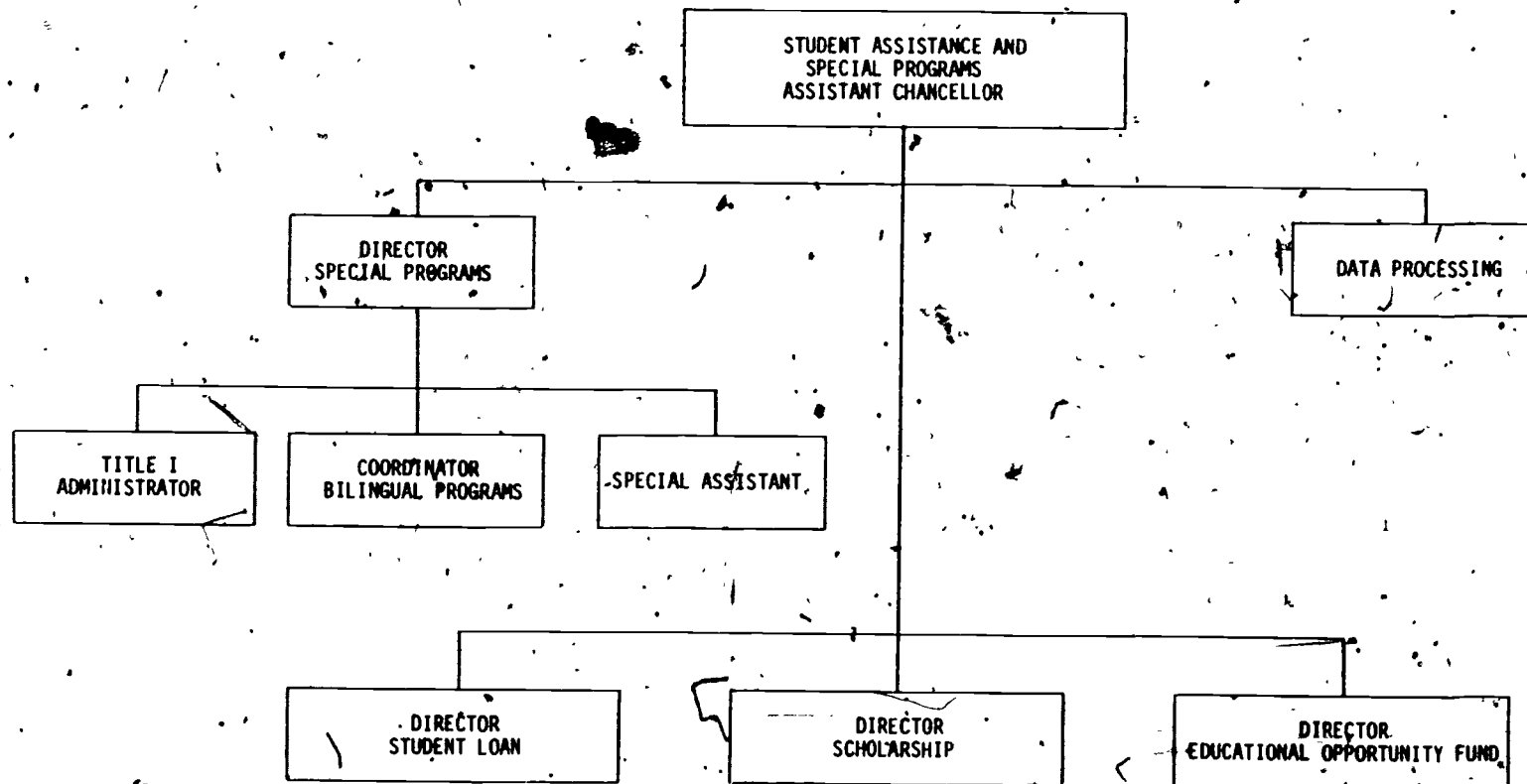
679

680

STATE AGENCY ORGANIZATION

NEW JERSEY 67

DEPARTMENT OF HIGHER EDUCATION
DIVISION OF STUDENT ASSISTANCE & SPECIAL PROGRAMS



681

682

**MANAGEMENT RELATIONSHIPS BETWEEN THE STATE AGENCY
AND OTHER STATE AGENCIES/INSTITUTIONS**

NEW JERSEY B2

<u>WHO ACCOMPLISHES THE FOLLOWING?</u>	<u>STATE PROGRAM OFFICE</u>	<u>INSTITUTIONAL FINANCIAL AID OFFICER</u>	<u>OTHER OFFICES OR AGENCIES</u>
Processing of Applications			
• Verification of Student Application Information	X		
• Identification of Eligible Recipients	X		
• Determination of Award Size	X		
• Assignment of Priority to Awards	X		
• Formally Approves Award	X		
Makes Payment to Student (or Credits Student Account)	X		
Makes Post-Award Adjustments	X		
Initiates the Prosecution of Possible Fraudulent Student applications	X		
Publicizes Award Availability	X		

STATE PROGRAM OFFICE DEFINITIONS FOR SELECTED TERMS

NEW JERSEY B3

DEFINITIONS USED BY
STATE PROGRAM OFFICES

STATE DEFINITION
SPECIFIED BY

STATE DEFINITION COMMONLY
USED BY ALL INSTITUTIONS

STATE DEFINITION CONSISTENT
ACROSS ALL STATE PROGRAMS

PUBLIC

PRIVATE

Half-Time Student¹

Law

Yes

Yes

Yes

State Resident¹

Law

Independent Student¹

Interpretation

Satisfactory Academic Progress¹

Interpretation

United States Citizenship¹

Law

¹ Definitions not given.

² Loan only.

**INFORMATION FLOW BETWEEN THE STATE PROGRAM OFFICE
AND VARIOUS FEDERAL OFFICES**

NEW JERSEY B4

TYPE OF INFORMATION PROVIDED
BY STATE STUDENT-AID AGENCY

TYPE OF INFORMATION RECEIVED
BY STATE STUDENT-AID AGENCY

PERCEPTION OF ADEQUACY
OF INFORMATION FLOW

FEDERAL OFFICES

SSIG Office

BEOG Office

Regional OE Student-Assistance Office
(Campus-Based Programs)

Washington OE Office
(Campus-Based Programs)

FISL/GSL Office

STATE/INSTITUTIONAL OFFICES

Public Institutions

Private Institutions

Governor/Budget Office

State Legislature
(Including Committee Staffs)

INFORMATION NOT PROVIDED

688

687

MANAGEMENT STAFFING OF STATE PROGRAM OFFICES

NEW JERSEY B5

<u>MANAGEMENT FUNCTION</u>	<u>PERCENTAGE OF STAFF EFFORT</u>	<u>STAFF ASSISTANCE FROM OTHER AGENCIES</u> <u>COMMENTS</u>
APPLICATIONS PROCESSING (Includes verification of student information, need analysis, award determination, etc.)		
RESPONDING TO REQUESTS FOR INFORMATION (Includes federal requests for information, parent/student inquiries, testimony in hearings, etc.)		
PROGRAM REVIEW (Includes on-site visits to institutions, formal/informal audits, etc.)		
PUBLIC RELATIONS AND INFORMATION DISSEMINATION (Includes parent/student workshops, work on promotional literature, etc.)		
GENERAL ADMINISTRATION (Includes executive personnel, staff training and development, regulations and guidelines, preparation of summary statistics, etc.)		
OTHER MANAGEMENT ACTIVITIES (Includes any special staff activities which do not clearly fall in one of the above categories)		

INFORMATION UNAVAILABLE

689

690

**STATE AGENCY CALENDAR OF EVENTS FOR NEED-BASED
PROGRAMS FOR 1976-77 SCHOOL YEAR**

NEW JERSEY B6

MONTH/YEAR

EVENTS

SEPTEMBER 1975 Agency makes student-aid applications available

OCTOBER 1976 Agency completes planning workshops for students or counselors

NOVEMBER 1975 1) Agency budget presented to governors office or budget bureau
2) State Scholarship Program only 2) Deadline for student-aid applications

FEBRUARY 1976 Agency budget presented to legislature

State Scholarship Program only

APRIL 1976 Agency (or institutions) announces award winners

JUNE 1976 Legislature appropriates student assistance funds

BEOG applications information received from federal office each month--March 1976-March 1977

**PROGRAM AND FISCAL CONTROLS OF PROGRAMS
OPERATED BY STATE AGENCY**

NEW JERSEY 87

<u>PROGRAM CONTROLS</u>	<u>CONTROL USED SAMPLE OR TOTAL POPULATION STUDIED</u>	<u>AGENCY/OFFICE UNDERTAKING CONTROLS</u>	<u>SPECIAL ACTIONS COMMENTS</u>
<p>A. <u>Control on Student Application Data Accuracy</u></p> <ol style="list-style-type: none"> 1. Match Against Tax Forms? 2. Match Against BEOG Applications? 3. Match Against Institutional Student Records? 4. Warnings of Prosecution? 5. Prosecution? 	Yes, All	State	Award withdrawn
<p>B. <u>Controls on Attendance and/or Progress</u></p> <ol style="list-style-type: none"> 1. Check on Enrollment/Initial Attendance? 2. Check on Mid-Term Attendance? 3. Check on Course Completion? 4. Check on Academic Progress Before Award? 5. Partial Awards? 	Yes, All	State	
<p>C. <u>Controls on Award Size</u></p> <ol style="list-style-type: none"> 1. Check to Make Sure Other Awards Actually Made? 2. Match Against BEOG, Campus-Based Award Files? 3. Re-Check to Ensure Award Adjustments Actually Made? 4. Second Review of Aid Packages? 	Yes, All	State	
<p>D. <u>Controls on Institutional Student-Aid Operations</u></p> <ol style="list-style-type: none"> 1. Independent Program Audits? 2. Aid Officer Bonding? 3. Aid Officer Certification? 4. Double Signatures on All-Fund Transfers? 			
<p>E. <u>Controls on Central Administrative Staff Operations</u></p> <ol style="list-style-type: none"> 1. Independent Program Audits? 2. Bonding of Staff Members? 3. Double Signatures on All Fund Transactions? 			Note 1

Subject to audit by State Auditor.

**PROGRAM INFORMATION DISSEMINATION PROCEDURES
USED FOR STATE NEED BASED PROGRAMS**

NEW JERSEY CT

TYPE OF INFORMATION PROVIDED

<u>INFORMATION PROVIDED THROUGH</u>	<u>APPLICATION FORMS</u>	<u>ELIGIBILITY CONDITIONS</u>	<u>FILING/CLOSING DATES FOR STATE PROGRAMS</u>	<u>INFORMATION ON THE COST OF ATTENDANCE AT VARIOUS TYPES OF INSTITUTIONS</u>	<u>INFORMATION ABOUT APPLYING FOR AID FROM OTHER SOURCES</u>	<u>INFORMATION ON PENALTIES FOR PROVIDING FRAUDULENT DATA</u>
1. High School Counselors	X	X	X			X
2. College Financial-Aid Officers	X	X	X			X
3. Direct Mailings to Graduating High School Students or Parents						
4. High School Meetings or Workshops	X	X	X			X
5. College Admissions Office						
6. Newspaper Ads						
7. Radio, Television Ads						
8. Social Service Agencies	X	X	X	X	X	X
9. Other (Please Specify)						

695

696

DESCRIPTIONS OF STATE-SPONSORED STUDENT ASSISTANCE PROGRAMS

NEW JERSEY D1

State Competitive Scholarships - A grant program to help needy and scholastically able resident students to obtain a college education at public or private four-year schools or public two-year schools.

Educational Incentive Grants - A need-based grant program to help needy State Scholarship holders meet the higher tuition costs at in-state private institutions. Although the Incentive Grant Program was established by separate legislation, in operation it is presented to the public, awardees and colleges in combination with the State Scholarship as one award with a maximum of \$1000 and ranging from \$500-\$1000 depending on need and tuition costs.

Tuition Aid Grant - A grant program to aid needy students who choose to attend a New Jersey private college or university.

County College Graduate Scholarship - A need-based grant program to make graduates of New Jersey county colleges eligible to receive State Scholarships without academic competition for junior and senior years.

Public Tuition Aid Grants - A need-based grant program to offset tuition increases at the state four-year institutions (imposed in 1976-77) for resident students. This program is not funded in the Governor's budget for 1977-78. At this time it is assumed that it will not exist next year.

Educational Opportunity Fund Grant - A grant program to assist resident students with educational and social disadvantage who have a history of poverty to meet college expenses while attending in-state public or private four-year schools and public two-year schools.

War Orphan Grants - A grant program to give assistance to children of deceased veterans from New Jersey in obtaining a college education. Students must be residents enrolled in in-state or out-of-state public or private four-year institutions or public two-year institutions.

State Guaranteed Student Loan Program - A need-based program to provide low-cost educational loans to students for purposes of defraying costs of attending eligible postsecondary institutions.

State College Work-Study Program -

Rehabilitation Commission Grants - A need-based grant program to help disabled state residents with significant limitations to gain a postsecondary education at public and private institutions, if it is reasonable to expect these services will result in gainful employment.

BASIC STATE PROGRAM INFORMATION

NEW JERSEY D2

<u>Need-Based</u>	<u>Programs</u>	<u>Year</u>	<u>Number of Awards</u>	<u>Average Full-Time Award Size</u>	<u>Total Dollars Awarded</u>	<u>Eligible Population</u>
<u>Grants</u>						
	State Competitive Scholarships	1970-71	15,941	490	\$ 6,896,875	Resident Undergraduates
		1975-76	14,416		\$ 6,592,369	
	Educational Incentive Grants	1970-71	2,876	250	\$ 1,177,000	Resident Undergraduates
		1975-77	8,296	350	\$ 2,014,944	
	Tuition Aid Grant	1970-71	3,973	\$ 691	\$ 2,747,052	Resident Undergraduates
		1975-76	3,579	\$ 825	\$ 2,954,398	
	County College Graduate Scholarship	1970-71	414	\$ 482	\$ 199,426	Resident Juniors and Seniors
		1975-76	387	\$ 492	\$ 199,668	
	Public Tuition Aid Grants ¹	Not Applicable-----				Resident Undergraduates
	Educational Opportunity Fund Grant	1970-71	6,999	\$ 842	\$ 5,892,000	Resident Students
		1975-76	12,067	\$ 858	\$10,590,939	
	Rehabilitation Commission Grants	Information not given-----				Handicapped Students
<u>Loans</u>						
	State Guaranteed Student Loan Program	1970-71	40,834	\$1,075	\$43,912,958	Resident Students
		1975-76	41,144	\$1,591	\$65,463,452	
<u>Non Need-Based</u>						
	War Orphan Grants	1970-71	251	\$ 500	\$ 125,500	Dependents of Veterans/ POWs/MIAs
		1975-76		\$ 500	\$ 80,500	
	State College Work-Study Program ²					

¹ This program is not funded in the Governor's budget for 1977-78. At this time we are assuming that it will not exist next year.

² The only state funds for this program are provided through individual state institutions' federal matching funds. This information has not been aggregated.

699

700

STUDENT ELIGIBILITY CRITERIA FOR STATE PROGRAMS

NEW JERSEY E1

<u>Programs</u>	<u>Acceptable Residency Status</u>	<u>Accept- able Attend. Status</u>	<u>Acceptable Student Levels</u>	<u>Special Priority to Cont'g. Awards</u>	<u>Income Limits</u>	<u>Need Limits</u>
<u>Need-Based</u>						
<u>Grants</u>						
State Competitive Scholarships	Residents attending In/Out of State	Full-Time	All Under- graduates	No	Not Given	Not Given
Educational Incentive Grants	Residents attending In-State	Full-Time	All Under- graduates	No	Not Given	Not Given
Tuition Aid Grant	Residents attending In-State	Full-Time	All Under- graduates	No	Not Given	Not Given
County College Graduate Scholarship	Residents attending In/Out of State	Full-Time	Juniors Seniors	No	Not Given	Not Given
Public Tuition Aid Grants	Residents attending In-State	Full-Time	All Under- graduates	Not Applicable	Not Given	Not Given
Educational Opportunity Fund Grant	Residents attending In-State	Full-Time	All	Yes	\$10,000	Not Given
Rehabilitation Commission Grants	Residents attending In-State	Full-Time	All Under- graduates	No	Not Given	Not Given
<u>Loans</u>						
State Guaranteed Student Loan Program	Residents attending In/Out of State	Part-Time Full-Time	All	Yes	Not Given	Not Given
<u>Non Need-Based</u>						
War Orphan Grants	Residents attending In/Out of State	Full-Time	All Under- graduates	No	Not Applicable	Not Applicable
State College Work-Study Program						

INSTITUTIONAL ELIGIBILITY CRITERIA FOR STATE STUDENT-ASSISTANCE PROGRAMS

NEW JERSEY E2

<u>Programs</u>	<u>University and 4-Year Colleges.</u>	<u>Community/ Junior Colleges</u>	<u>Voc./Tech. Schools</u>	<u>Proprietary</u>	<u>Special Types of Institutions</u>
<u>Need-Based</u>					
<u>Grants</u>					
State Competitive Scholarships:	Public Private	Public	No	No	No
Educational Incentive Grants	Public Private	No	No	No	No
Tuition Aid Grant	Private	No	No	No	No
County College Graduate Scholarship	Public Private	No	No	No	No
Public Tuition Aid Grants	Public	No	No	No	No
Educational Opportunity Fund Grant	Public Private	Public	No	No	No
Rehabilitation Commission Grants	Public Private	Public	No	Yes	No
<u>Loans</u>					
State Guaranteed Student Loan Program	Public Private	Public	Public	Yes	Professional, Schools
<u>Non Need-Based</u>					
War Orphan Grants	Public Private	Public	No	No	No
State College Work-Study Program					

703

704

NEED DETERMINATION CRITERIA FOR STATE PROGRAMS

NEW JERSEY E3

<u>Programs</u>	<u>Program Definition of Need</u>	<u>Is BEOG Application Required?</u>	<u>Expected Family Contribution (EFC) Method</u>	<u>Student Budget Includes What Items?</u>
<u>Need-Based</u>				
<u>Grants</u>				
State Competitive Scholarships	Need = EFC + Other Aid for Initial Awards Need = College Budget - EFC - Other Aid for Renewal Awards	Yes	Modified Consensus	Tuition/Fees
Educational Incentive Grants	Need = EFC for Initial Awards Need = College Budget - EFC - Other Aid for Renewal Awards	No	Modified Consensus	Tuition/Fees
Tuition Aid Grant	Need = Total Family Income + One-half Student's Income - (\$750 x exemptions) - (\$115 x dependents) - Itemized Deductions + Asset Contribution	Yes	Eligibility Income Schedule Prescribed by Law	Tuition/Fees
County College Graduate Scholarship	Need = EFC	No	Modified Consensus	Tuition/Fees
Public Tuition Aid Grants	Need = BEOG Index of \$2500 or under	Yes	BEOG	Tuition/Fees
Educational Opportunity Fund Grant	Need = College Budget - EFC	No	Consensus	Tuition/Fees Room/Board Books Transportation General Student Costs
Rehabilitation Commission Grants	Not Given	No	Not Given	Not Given
<u>Loans</u>				
State Guaranteed Student Loan Program	Need = Educational Costs ¹ - Resources	No	CSS - ACT	Tuition/Fees Room/Board Books Transportation General Student Costs

¹ Educational costs not to exceed \$2,500 per year for full-time undergraduate study or \$5,000 per year for graduate study.

AWARD SIZE DETERMINATION CRITERIA FOR STATE PROGRAMS

NEW JERSEY 24

<u>Programs</u>	<u>Maximum Award Size?</u>	<u>What Award Size Determination Method Is Used?</u>	<u>How is Award Priority Determined?</u>	<u>Who Ultimately Determines Award Amount?</u>
<u>Need-Based</u>				
<u>Grants</u>				
State Competitive Scholarships	\$ 500	Not Applicable (Awards not graduated)	Levels are defined of applicants' academic and need qualifications with highest academic and greatest need receiving highest priority.	State
Educational Incentive Grants	\$ 500	\$100-\$500--depending on college budget and degree of need.	This is an add-on award to State Scholarship. All qualified receive it.	State
Tuition Aid Grant	\$1,000	By income scale built into law ranging from \$200 to \$1,000 each year.	None necessary to date since appropriations exceed expenditures. If necessary, case need and academic ability are specified by law as grounds for selection.	State
County College Graduate Scholarship	\$ 500	By agency by law--all receive \$500.	Not applicable--No priorities.	State
Public Tuition Aid Grants	None	The amount of tuition charged the student in 1976-77 minus the tuition charged in 1975-76.	Not Applicable	State
Educational Opportunity Fund Grant	\$1,000	By institution according to need.	Not Given	Institution
Rehabilitation Commission Grants	Information not given-----			
<u>Loans</u>				
State Guaranteed Student Loan Program	\$5,000 - Graduate Year	Cost minus resources must be justified and below maximum amount permitted by law.	None	State
<u>Non Need-Based</u>				
War Orphan Grants	\$ 500	Information not given-----		708
State College Work-Study Program				

707

708

NUMBER OF NEED-BASED GRANT PROGRAM APPLICANTS

NEW JERSEY

F1

DATA NOT AVAILABLE

	\$0- 5,999	\$6,000- 8,999	\$9,000- 11,999	\$12,000- 14,999	\$15,000- 19,999	\$20,000- & Over
INDEPENDENTS						
	DEPENDENTS					
	<u>Income Level</u>					

DATA NOT AVAILABLE

WHITE	BLACK	HISPANIC	AMERICAN INDIAN	ASIAN	OTHER
<u>Ethnic Status</u>					

DATA
NOT AVAILABLE

MEN	WOMEN
<u>Sex</u>	

NUMBER OF NEED-BASED GRANT PROGRAM RECIPIENTS AND AVERAGE AWARD SIZE

NEW JERSEY

NUMBER OF RECIPIENTS

DATA NOT AVAILABLE

DATA NOT AVAILABLE

DATA NOT AVAILABLE

INDEPENDENTS	\$0- 5,999	\$6,000- 8,999	\$9,000- 14,999	\$12,000- 14,999	\$15,000- 19,999	\$20,000- & Over
--------------	---------------	-------------------	--------------------	---------------------	---------------------	---------------------

WHITE	BLACK	HISPANIC	AMERICAN INDIAN	ASIAN	OTHER
-------	-------	----------	--------------------	-------	-------

MEN	WOMEN
-----	-------

DEPENDENTS

Income Level

Ethnic Status

Sex

AVERAGE AWARD SIZE

DATA NOT AVAILABLE

DATA NOT AVAILABLE

DATA NOT AVAILABLE

INDEPENDENTS	\$0- 5,999	\$6,000- 8,999	\$9,000- 11,999	\$12,000- 14,999	\$15,000- 19,999	\$20,000- & Over
--------------	---------------	-------------------	--------------------	---------------------	---------------------	---------------------

WHITE	BLACK	HISPANIC	AMERICAN INDIAN	ASIAN	OTHER
-------	-------	----------	--------------------	-------	-------

MEN	WOMEN
-----	-------

DEPENDENTS

Income Level

Ethnic Status

Sex

SOURCES AND DISTRIBUTION OF NEED-BASED GRANT PROGRAM FUNDS

THESE FIGURES FOR THE 1975-76 SCHOOL YEAR PERTAIN TO:

- STATE COMPETITIVE SCHOLARSHIP
- TUITION AID GRANTS
- COUNTY COLLEGE GRADUATE SCHOLARSHIPS
- EDUCATIONAL INCENTIVE GRANTS
- EDUCATIONAL OPPORTUNITY FUND GRANT
- TUITION REMISSION GRANTS


STATE APPROPRIATIONS

\$25,530,000 97.9%

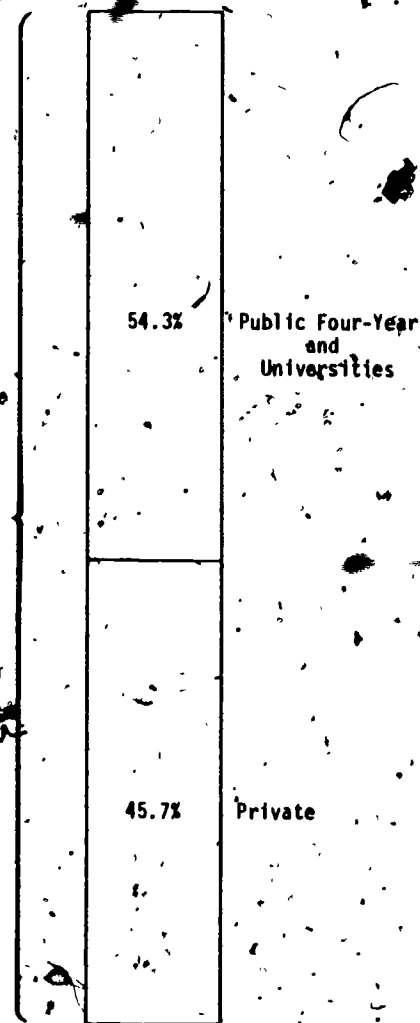
PRIVATE GIFTS

\$544,091 2.1%

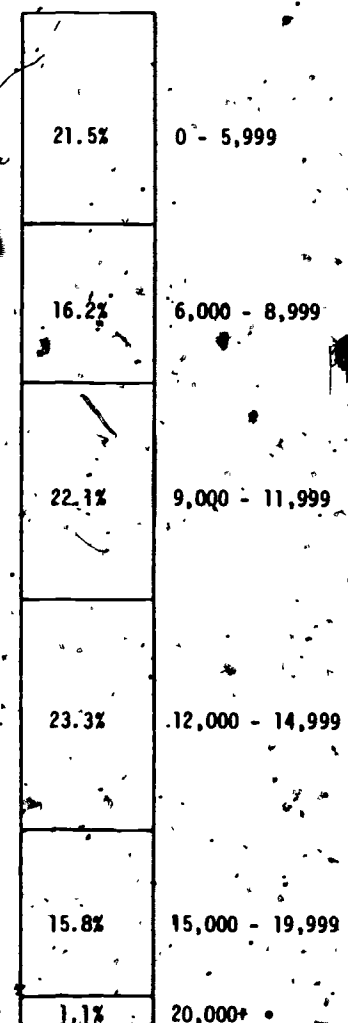
FEDERAL SSI¹ PROGRAM



INSTITUTIONAL SECTORS



STUDENT INCOME CATEGORIES



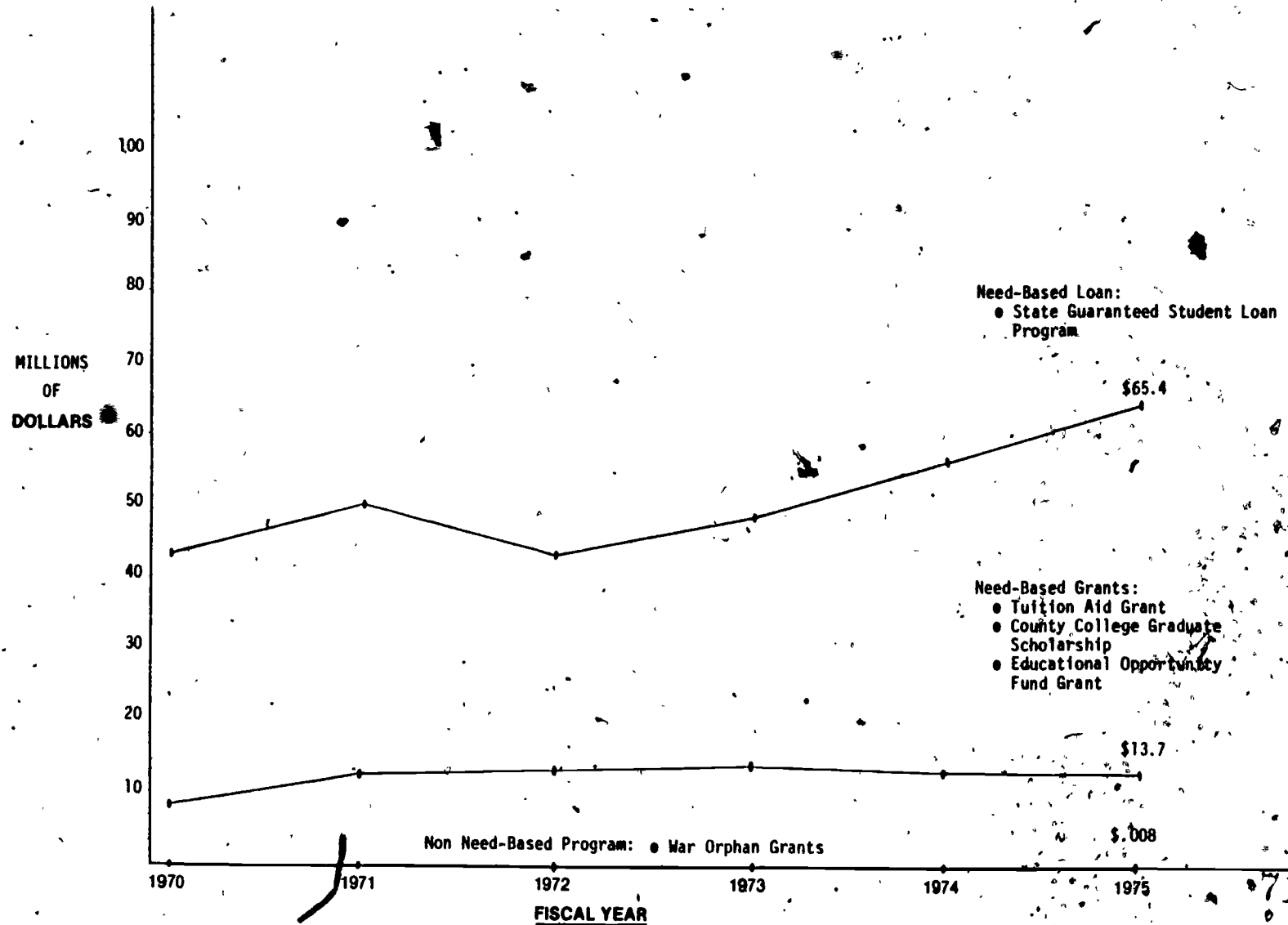
These data were taken from the Financial Status and Performance Report for the reporting period July 1, 1975, to September 30, 1976. The figures pertaining to the distribution of funds by institutional sector and student income categories only reflect the distribution of the federal portion of the total dollars.

The distribution of awards by student income categories includes awards made to both dependent and independent students. The data available did not distinguish between dependent and independent students.

¹ SSI¹ funds are not necessarily used in all programs.

HISTORIC STATE EXPENDITURES ON STUDENT-ASSISTANCE PROGRAMS

NEW JERSEY G2



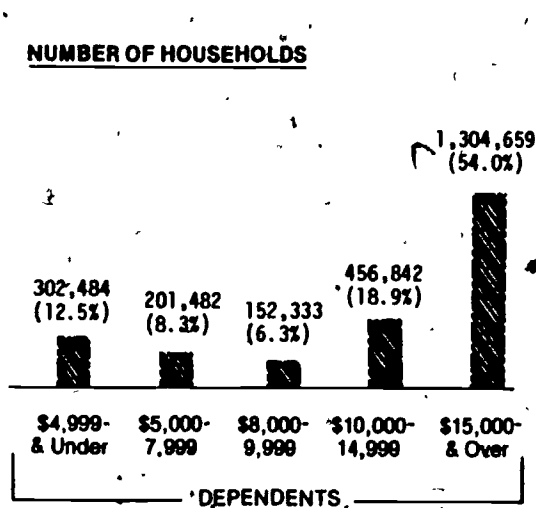
715

716

STATE POPULATION PROFILE


NEW JERSEY H1

NUMBER OF HOUSEHOLDS



Effective Buying Income

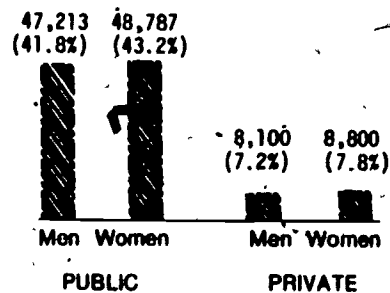
STATE POPULATION 18 AND OVER



Ethnic Status

Sex

STATE HIGH SCHOOL GRADUATES

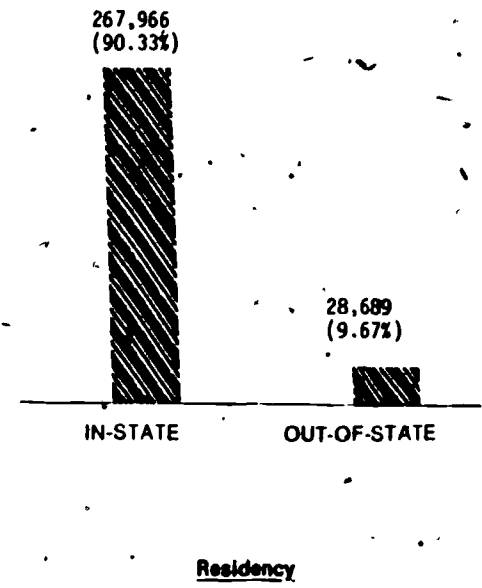
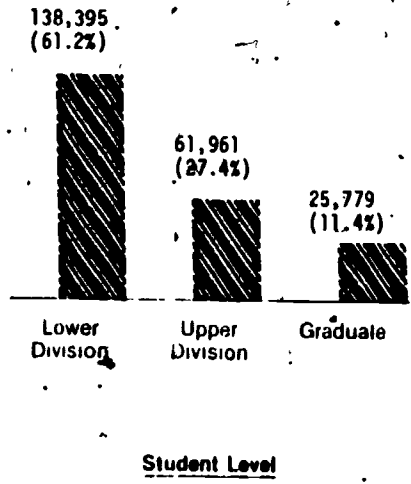
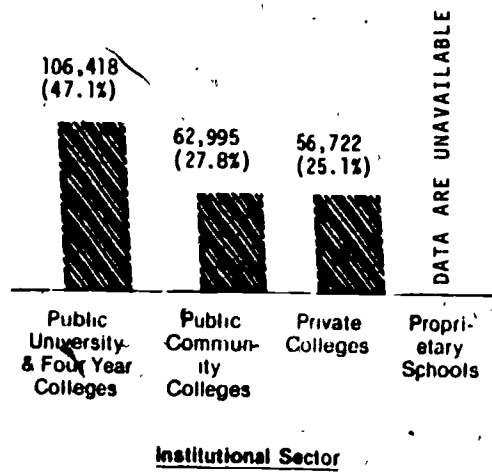
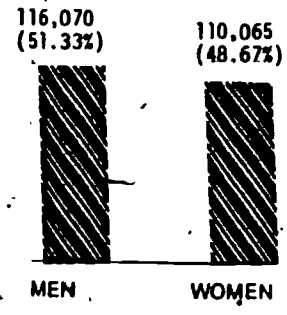
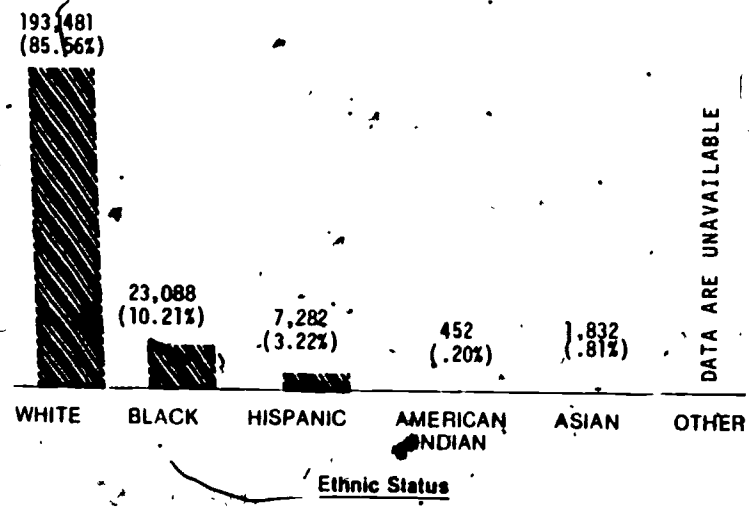


Sex

(c) Sales and Marketing Management 1977 Survey of Buying Power Data Service

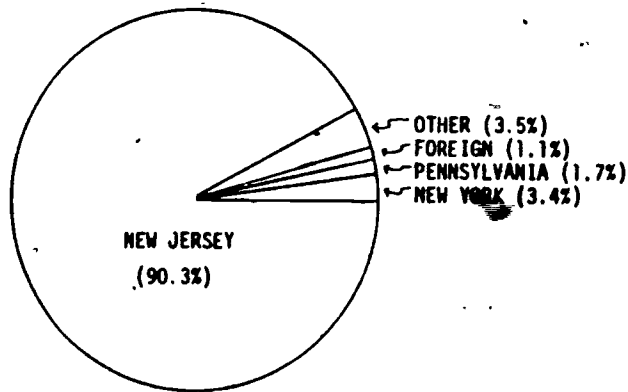
STATE POSTSECONDARY EDUCATION STUDENT ENROLLMENTS

NEW JERSEY H2

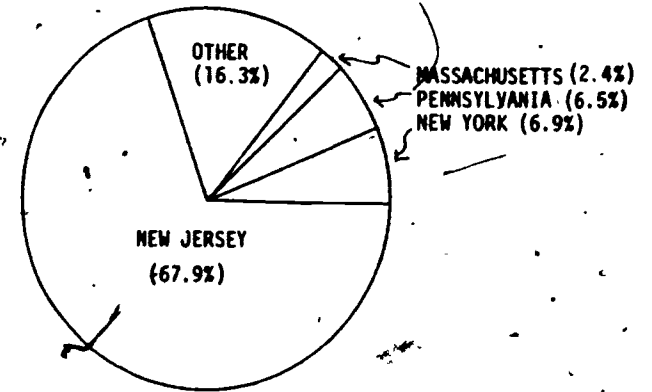


INTERSTATE MIGRATION OF STUDENTS

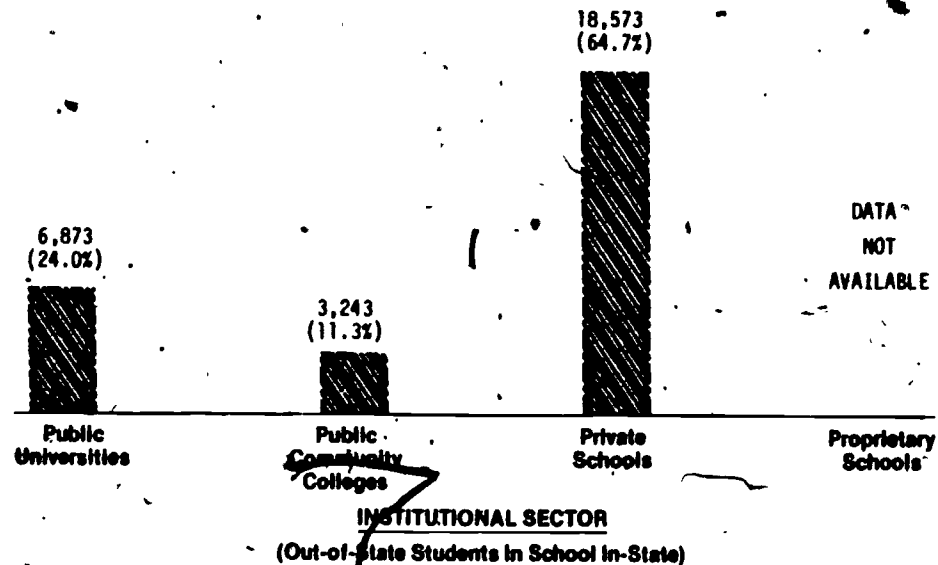
NEW JERSEY H3



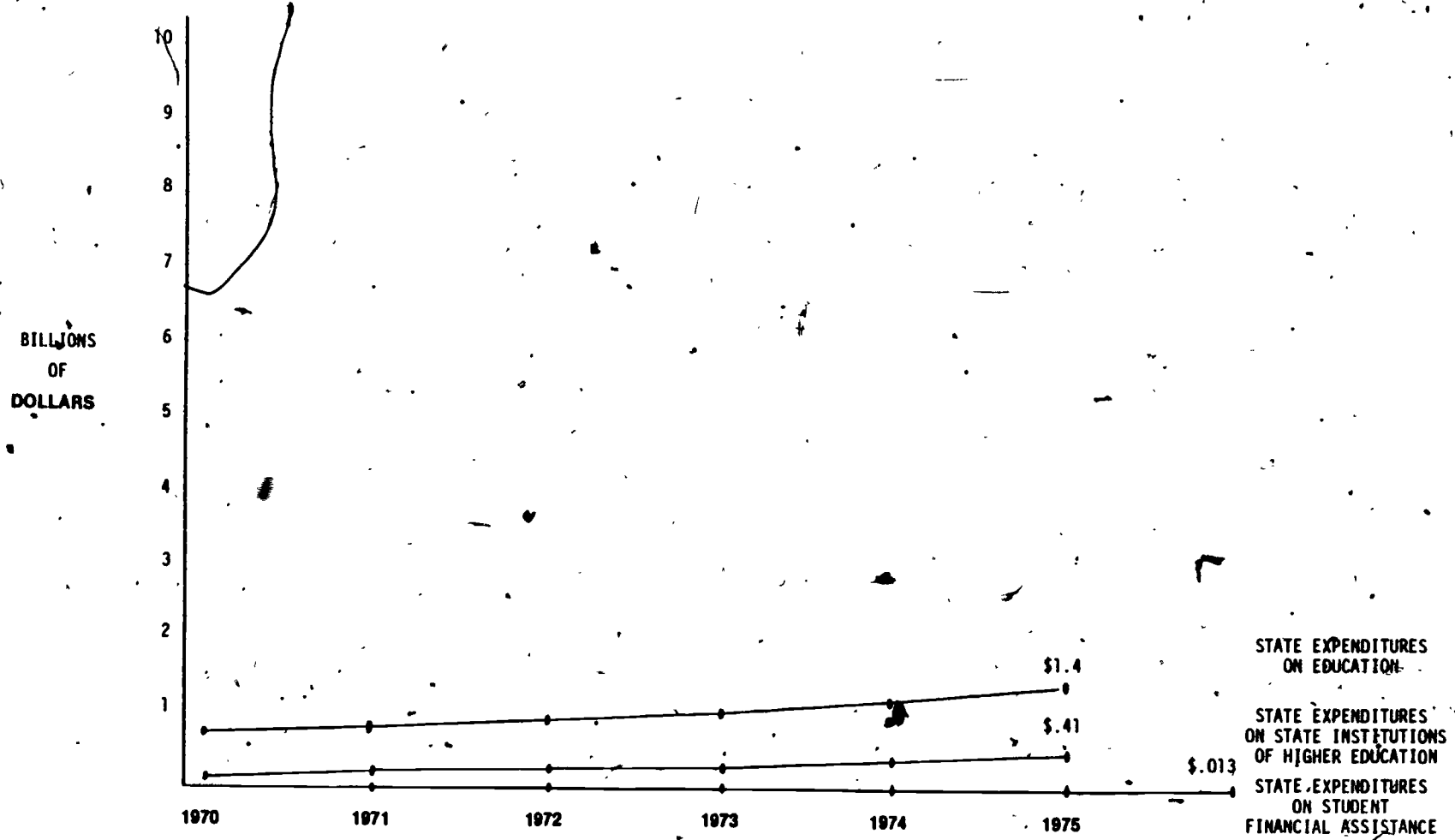
**RESIDENT AND NON-RESIDENT STUDENTS
ATTENDING IN-STATE INSTITUTIONS**



**RESIDENT STUDENTS ATTENDING IN-STATE
AND OUT-OF-STATE INSTITUTIONS**



STATE EXPENDITURE ON POSTSECONDARY EDUCATION STUDENT ASSISTANCE



THESE DATE PERTAIN TO:

- STATE COMPETITIVE SCHOLARSHIPS
- EDUCATIONAL INCENTIVE GRANTS
- TUITION AID GRANT

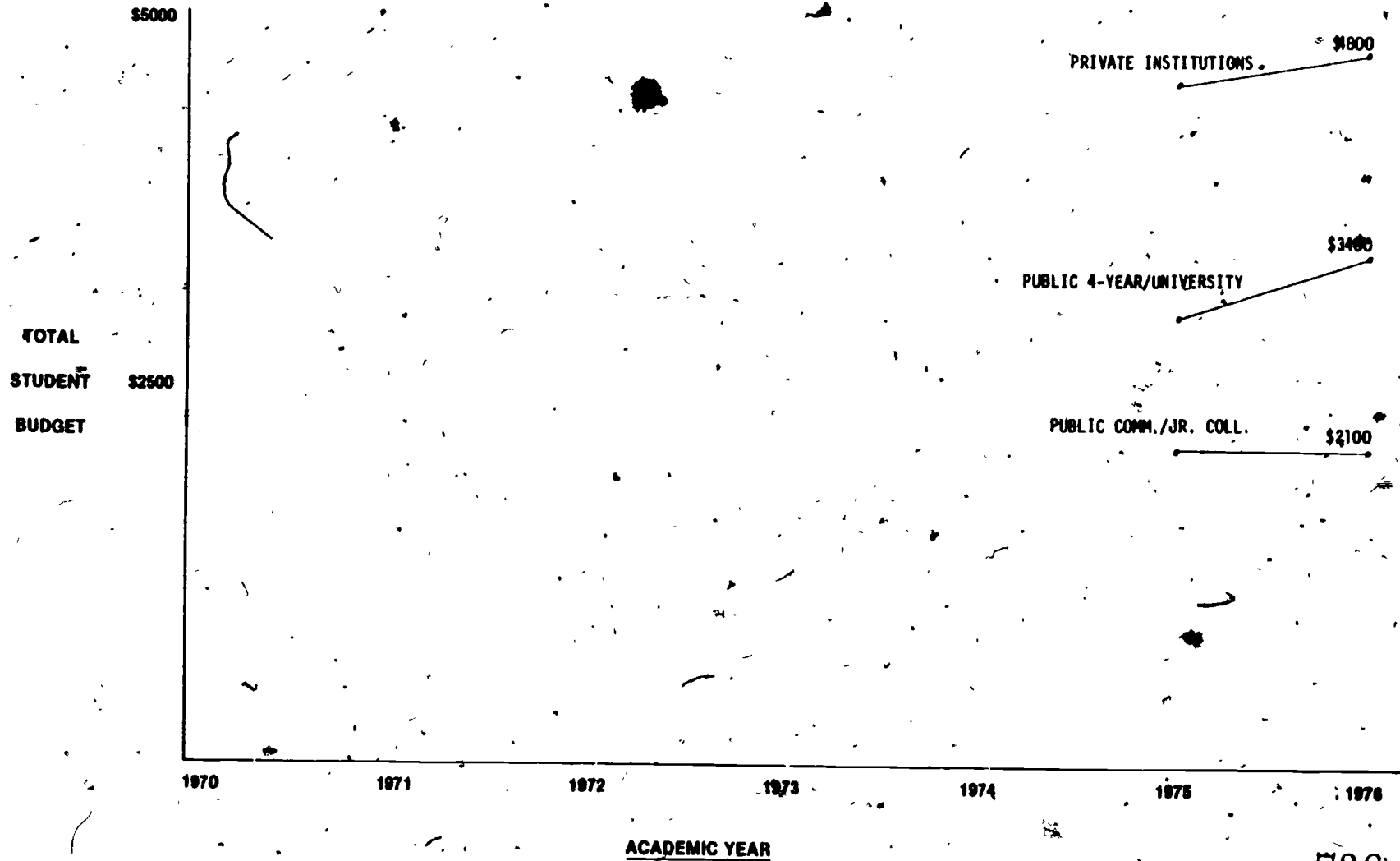
FISCAL YEAR

- COUNTY COLLEGE GRADUATE SCHOLARSHIP
- EDUCATIONAL OPPORTUNITY FUND GRANT
- WAR ORPHAN GRANT

GROSS COSTS TO STUDENTS ATTENDING SCHOOL BY POSTSECONDARY EDUCATION SECTORS

NEW JERSEY

12



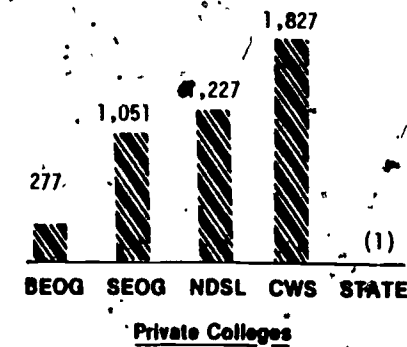
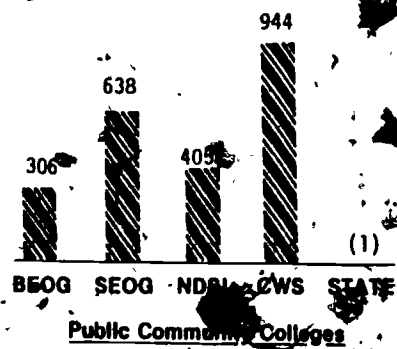
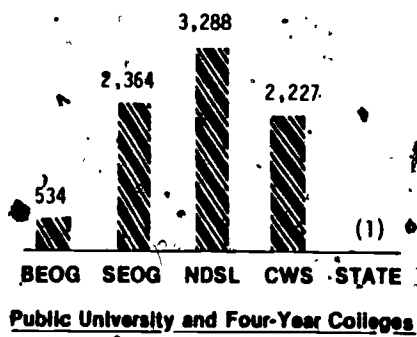
726

725

LEVELS OF FEDERAL AND STATE PROGRAM FUNDING BY INSTITUTIONAL SECTOR

NEW JERSEY 43

(Figures in thousands)

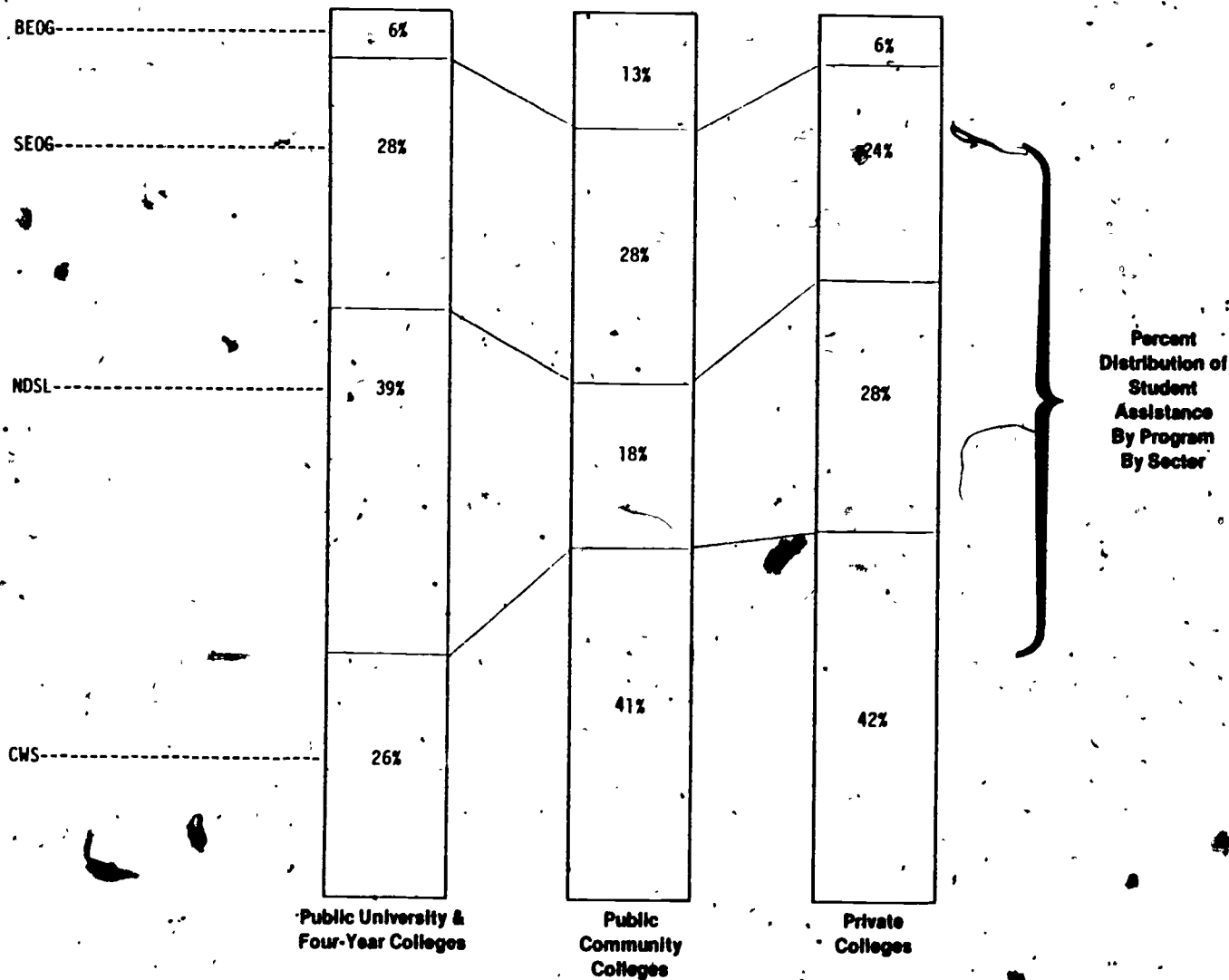


(1) The data pertaining to state dollars awarded by institutional sector are unavailable.

727

728

RELATIVE IMPORTANCE OF FEDERAL AND STATE PROGRAM FUNDING BY SECTOR



The data pertaining to state dollars awarded by institutional sector are unavailable.

**DESCRIPTIONS OF PROGRAM OFFICES AND AGENCIES AND
CORRESPONDING PROGRAM RESPONSIBILITIES**

NEW MEXICO A1

Board of Educational Finance

1. State Student Incentive Grant Program

Veterans Service Commission

1. War Orphans Scholarships

WICHE Student Exchange Programs have been developed to help western students obtain access to fields of professional education that are not available in their home state. The program is administered centrally by the Western Interstate Commission on Higher Education. Located within each state is a certifying officer who is the state's representative.

1. WICHE Student Exchange Program

RELATIONSHIPS OF STATE AGENCIES

NEW MEXICO A2

DATA ARE UNAVAILABLE

733

734

STATE AGENCY ORGANIZATION

NEW MEXICO 81

DATA ARE UNAVAILABLE

**MANAGEMENT RELATIONSHIPS BETWEEN THE STATE AGENCY
AND OTHER STATE AGENCIES/INSTITUTIONS**

NEW MEXICO 82

WHO ACCOMPLISHES THE FOLLOWING?

STATE
PROGRAM
OFFICE

INSTITUTIONAL
FINANCIAL
AID OFFICER

OTHER OFFICES OR AGENCIES

Processing of Applications

- Verification of Student Application Information
- Identification of Eligible Recipients
- Determination of Award Size
- Assignment of Priority to Awards
- Formally Approves Award

DATA ARE UNAVAILABLE

Makes Payment to Student (or Credits Student Account)

Makes Post-Award Adjustments

Initiates the Prosecution of Possible Fraudulent
Student applications

Publicizes Award Availability

737

738

STATE PROGRAM OFFICE DEFINITIONS FOR SELECTED TERMS

NEW MEXICO B3

**DEFINITIONS USED BY
STATE PROGRAM OFFICES**

**STATE DEFINITION
SPECIFIED BY**

**STATE DEFINITION COMMONLY
USED BY ALL INSTITUTIONS**

**STATE DEFINITION CONSISTENT
ACROSS ALL STATE PROGRAMS**

PUBLIC

PRIVATE

DATA ARE UNAVAILABLE

-739

740

**INFORMATION FLOW BETWEEN THE STATE PROGRAM OFFICE
AND VARIOUS FEDERAL OFFICES**

NEW MEXICO B4

TYPE OF INFORMATION PROVIDED
BY STATE STUDENT-AID AGENCY

TYPE OF INFORMATION RECEIVED
BY STATE STUDENT-AID AGENCY

PERCEPTION OF ADEQUACY
OF INFORMATION FLOW

FEDERAL OFFICES

SSIG Office

BEOG Office

Regional OE Student-Assistance Office
(Campus-Based Programs)

Washington OE Office
(Campus-Based Programs)

FISL/GSL Office

DATA ARE UNAVAILABLE

STATE/INSTITUTIONAL OFFICES

Public Institutions

Private Institutions

Governor/Budget Office

State Legislature
(Including Committee Staffs)

741

742

MANAGEMENT STAFFING OF STATE PROGRAM OFFICES

NEW MEXICO B5

MANAGEMENT FUNCTION

**PERCENTAGE OF
STAFF EFFORT**

**STAFF ASSISTANCE FROM
OTHER AGENCIES
COMMENTS**

APPLICATIONS PROCESSING

(Includes verification of student information, need analysis, award determination, etc.)

RESPONDING TO REQUESTS FOR INFORMATION

(Includes federal requests for information, parent/student inquiries, testimony in hearings, etc.)

PROGRAM REVIEW

(Includes on-site visits to institutions, formal/informal audits, etc.)

PUBLIC RELATIONS AND INFORMATION DISSEMINATION

(Includes parent/student workshops, work on promotional literature, etc.)

GENERAL ADMINISTRATION

(Includes executive personnel, staff training and development, regulations and guidelines, preparation of summary statistics, etc.)

OTHER MANAGEMENT ACTIVITIES

(Includes any special staff activities which do not clearly fall in one of the above categories)

DATA ARE UNAVAILABLE

743

744

**STATE AGENCY CALENDAR OF EVENTS FOR NEED-BASED
PROGRAMS FOR 1976-77 SCHOOL YEAR**

NEW MEXICO B6

MONTH/YEAR

EVENTS

DATA ARE UNAVAILABLE

746

745

**PROGRAM AND FISCAL CONTROLS OF PROGRAMS
OPERATED BY STATE AGENCY**

NEW MEXICO 87

<u>PROGRAM CONTROLS</u>	<u>CONTROL USED SAMPLE OR TOTAL POPULATION STUDIED</u>	<u>AGENCY/OFFICE UNDERTAKING CONTROLS</u>	<u>SPECIAL ACTIONS COMMENTS</u>
A. <u>Control on Student Application Data Accuracy</u> 1. Match Against Tax Forms? 2. Match Against BEOG Applications? 3. Match Against Institutional Student Records? 4. Warnings of Prosecution? 5. Prosecution?			
B. <u>Controls on Attendance and/or Progress</u> 1. Check on Enrollment/Initial Attendance? 2. Check on Mid-Term Attendance? 3. Check on Course Completion? 4. Check on Academic Progress Before Award? 5. Partial Awards?		<u>DATA ARE UNAVAILABLE</u>	
C. <u>Controls on Award Size</u> 1. Check to Make Sure Other Awards Actually Made? 2. Match Against BEOG, Campus-Based Award Files? 3. Re-Check to Ensure Award Adjustments Actually Made? 4. Second Review of Aid Packages?			
D. <u>Controls on Institutional Student-Aid Operations</u> 1. Independent Program Audits? 2. Aid Officer Bonding? 3. Aid Officer Certification? 4. Double Signatures on All Fund Transfers?			
E. <u>Controls on Central Administrative Staff Operations</u> 1. Independent Program Audits? 2. Bonding of Staff Members? 3. Double Signatures on All Fund Transactions?			

**PROGRAM INFORMATION DISSEMINATION PROCEDURES
USED FOR STATE NEED BASED PROGRAMS**

NEW MEXICO C1

TYPE OF INFORMATION PROVIDED

INFORMATION
PROVIDED THROUGH

APPLICATION
FORMS

ELIGIBILITY
CONDITIONS

FILING/CLOSING DATES
FOR STATE PROGRAMS

INFORMATION ON THE
COST OF ATTENDANCE
AT VARIOUS TYPES
OF INSTITUTIONS

INFORMATION ABOUT
APPLYING FOR AID
FROM OTHER SOURCES

INFORMATION ON
PENALTIES FOR
PROVIDING
FRAUDULENT DATA

1. High School Counselors
2. College Financial-Aid Officers
3. Direct Mailings to Graduating High School Students or Parents
4. High School Meetings or Workshops
5. College Admissions Office
6. Newspaper Ads
7. Radio, Television Ads
8. Social Service Agencies
9. Other (Please Specify)

DATA ARE UNAVAILABLE

749

750

DESCRIPTIONS OF STATE-SPONSORED STUDENT ASSISTANCE PROGRAMS

NEW MEXICO . D1

State Student Incentive Grant Program - The 1976-77 SSIG program is for needy students to attend private, four-year schools only. However, the program is being expanded to cover public as well as private institutions.

WICHE Student Exchange Program - A tuition-remission program which aids students in participating western states to obtain access to certain designated programs (veterinary medicine, graduate nursing, graduate library science, occupational therapy, and optometry) that are not available in their home states. Funds appropriated by a sponsoring state reimburse the receiving school through payment of an institutional support fee for the educational service offered. The student does not receive a cash stipend.

War Orphans Scholarships - To provide tuition-free scholarship plus \$300 for children of deceased state policemen and deceased National Guardsmen per school year at state universities.

BASIC STATE PROGRAM INFORMATION

NEW MEXICO D2

<u>Programs</u>	<u>Year</u>	<u>Number of Awards</u>	<u>Average Full-Time Award Size</u>	<u>Total Dollars Awarded</u>	<u>Eligible Population</u>
<u>Need-Based</u>					
<u>Grants</u>					
State Student Incentive Grant Program	1976-77 ¹	400	\$1,500	\$200,000	Private, 4-Year Schools Needy Students
<u>Non Need-Based</u>					
WICHE Student Exchange Program	1971-72 1975-76	109 161	\$1,743 \$4,161	\$190,000 \$670,000	Not Applicable
War Orphans Scholarships	1970-71 1975-76	46 42	\$ 300 ² \$ 300 ²	\$ 13,800 \$ 12,600	Dependents of Veterans and Children of Deceased State Policemen/National Guardsmen

¹ First year for awards.

² Plus waiver of tuition.

STUDENT ELIGIBILITY CRITERIA FOR STATE PROGRAMS

NEW MEXICO E1

<u>Programs</u>	<u>Acceptable Residency Status</u>	<u>Acceptable Attend. Status</u>	<u>Acceptable Student Levels</u>	<u>Special Priority to Cont'g. Awards</u>	<u>Income Limits</u>	<u>Need Limits</u>
<u>Need-Based</u>						
<u>Grants</u>						
State Student Incentive Grant Program	Residents attending In-State	Full-Time	Freshmen	Yes	Not Applicable	Not Applicable
<u>Non-Need-Based</u>						
WICHE Student Exchange Program	Residents at Out-of-State Schools	Full-Time	Juniors Seniors Graduates	Yes	Not Applicable	Not Applicable
War Orphans Scholarships	Residents attending In-State	Half-Time Full-Time	All	No	Not Applicable	Not Applicable

INSTITUTIONAL ELIGIBILITY CRITERIA FOR STATE STUDENT ASSISTANCE PROGRAMS

NEW MEXICO E2

<u>Programs</u>	<u>University and 4-Year Colleges</u>	<u>Community/ Junior Colleges</u>	<u>Voc./Tech. Schools</u>	<u>Proprietary</u>	<u>Special Types of Institutions</u>
<u>Need-Based</u>					
<u>Grants</u>					
State Student Incentive Grant Program	Private	No	No	No	No
<u>Non Need-Based</u>					
WICHE Student Exchange Program	Public Private	No	No	No	No
War Orphans Scholarships	Public	No	No	No	No

757

758

NEED DETERMINATION CRITERIA FOR STATE PROGRAMS

NEW MEXICO E3

<u>Programs</u>	<u>Program Definition of Need</u>	<u>Is BEOG Application Required?</u>	<u>Expected Family Contribution (EFC) Method</u>	<u>Student Budget Includes What Items?</u>
<u>Need-Based</u>				
<u>Grants</u>				
State Student Incentive Grant Program	BEOG or ACT/CSS program method of calculating financial need of students is used.	Yes	BEOG	General Student Costs

AWARD SIZE DETERMINATION CRITERIA FOR STATE PROGRAMS

NEW MEXICO E4

<u>Programs</u>	<u>Maximum Award Size?</u>	<u>What Award Size Determination Method Is Used?</u>	<u>How is Award Priority Determined?</u>	<u>Who Ultimately Determines Award Amount?</u>
<u>Need-Based</u>				
<u>Grants</u>				
State Student Incentive Grant Program	\$1,500	Determined by Institution	By Institution.	Board of Educational Finance
<u>Non Need-Based</u>				
WICHE Student Exchange Program	Not Applicable	Determined by Set Fees	Not Given	WICHE
War-Orphans Scholarships	Tuition plus \$300/Year	Determined by State Law	Not Applicable	State

761

762

NUMBER OF NEED-BASED GRANT PROGRAM APPLICANTS

NEW MEXICO F1

DATA NOT AVAILABLE

	\$0- 5,999	\$6,000- 8,999	\$9,000- 11,999	\$12,000- 14,999	\$15,000- 19,999	\$20,000- & Over
INDEPENDENTS						
	DEPENDENTS					

Income Level

DATA NOT AVAILABLE

DATA
NOT AVAILABLE

WHITE	BLACK	HISPANIC	AMERICAN INDIAN	ASIAN	OTHER

Ethnic Status

MEN	WOMEN

Sex

NUMBER OF NEED-BASED GRANT PROGRAM RECIPIENTS AND AVERAGE AWARD SIZE

F2

NEW MEXICO

NUMBER OF RECIPIENTS

Income Level

Ethnic Status

Sex

DATA NOT AVAILABLE

DATA NOT AVAILABLE

DATA NOT AVAILABLE

INDEPENDENTS	\$0- 5,999	\$6,000- 8,999	\$9,000- 11,999	\$12,000- 14,999	\$15,000- 19,999	\$20,000- & Over
	DEPENDENTS					

WHITE	BLACK	HISPANIC	AMERICAN INDIAN	ASIAN	OTHER
-------	-------	----------	-----------------	-------	-------

MEN WOMEN

AVERAGE AWARD SIZE

DATA NOT AVAILABLE

DATA NOT AVAILABLE

DATA NOT AVAILABLE

INDEPENDENTS	\$0- 5,999	\$6,000- 8,999	\$9,000- 11,999	\$12,000- 14,999	\$15,000- 19,999	\$20,000- Over
	DEPENDENTS					

WHITE	BLACK	HISPANIC	AMERICAN INDIAN	ASIAN	OTHER
-------	-------	----------	-----------------	-------	-------

MEN WOMEN

765

766

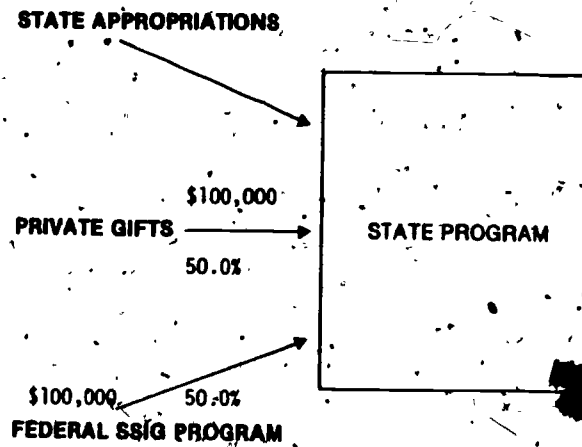
SOURCES AND DISTRIBUTION OF NEED-BASED GRANT PROGRAM FUNDS

NEW MEXICO G1

INSTITUTIONAL SECTORS

STUDENT INCOME
CATEGORIES

THESE FIGURES FOR THE 1976-77 SCHOOL YEAR PERTAIN TO:
• STATE STUDENT INCENTIVE GRANT PROGRAM



DATA ARE UNAVAILABLE

DATA ARE UNAVAILABLE

767

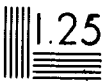
768



1.0



1.1



1.25



1.4



1.6

2.5



2.2



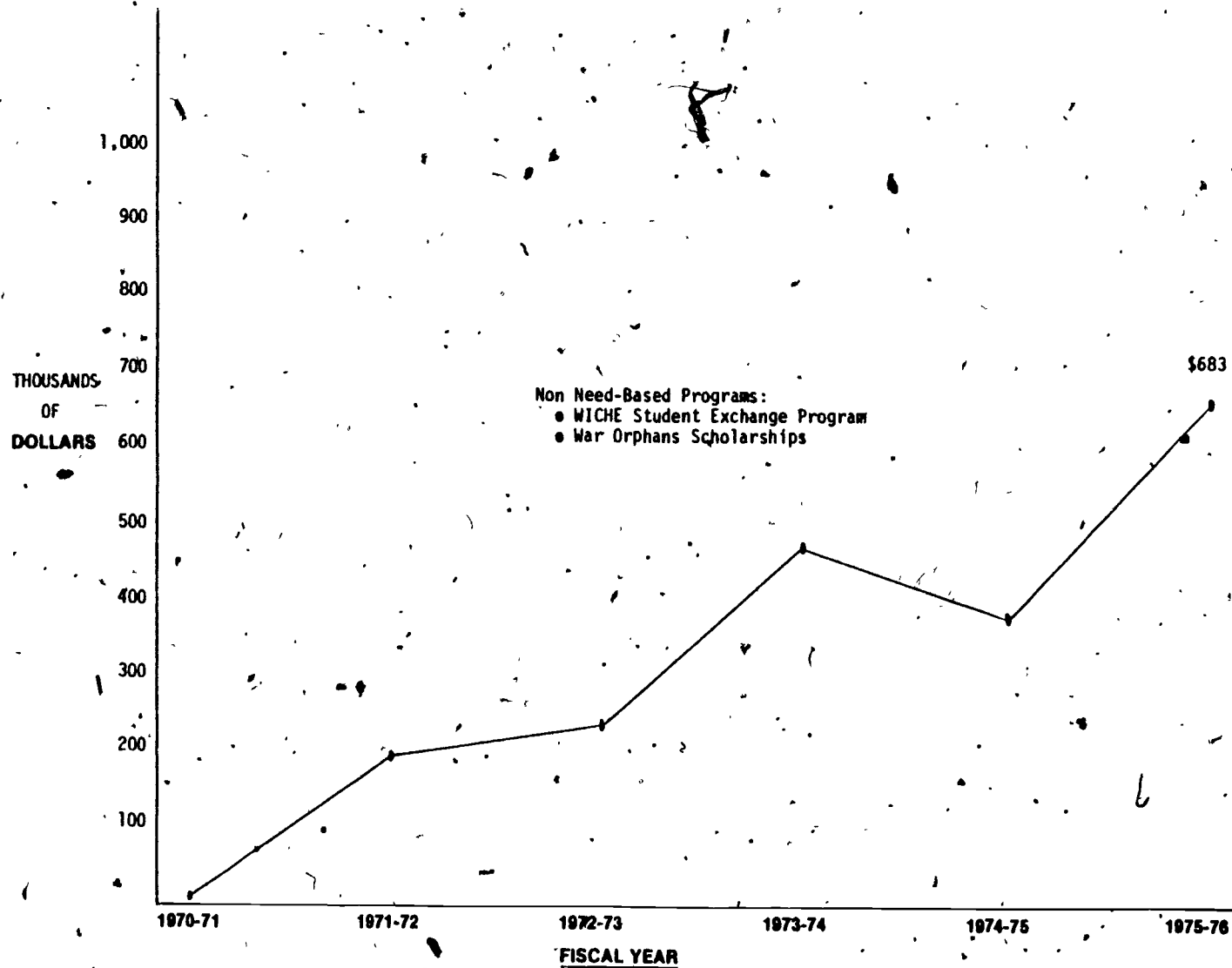
2.0



1.8

HISTORIC STATE EXPENDITURES ON STUDENT-ASSISTANCE PROGRAMS

NEW MEXICO G2



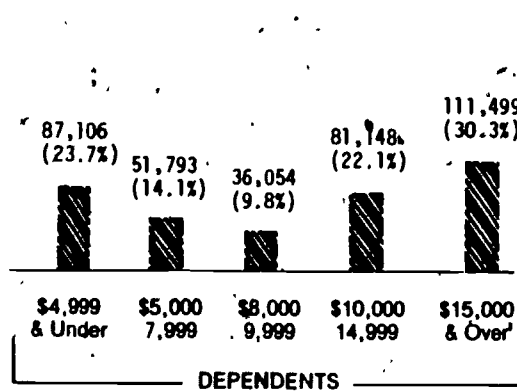
769

770

STATE POPULATION PROFILE

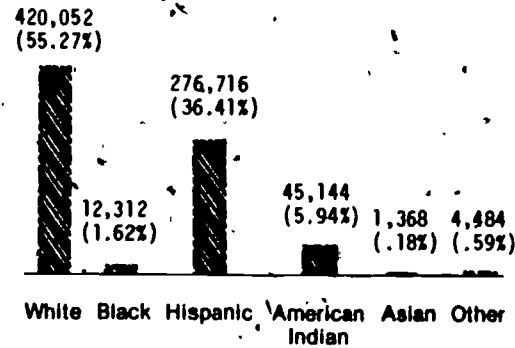
NEW MEXICO H1

NUMBER OF HOUSEHOLDS



Effective Buying Income

STATE POPULATION 18 AND OVER

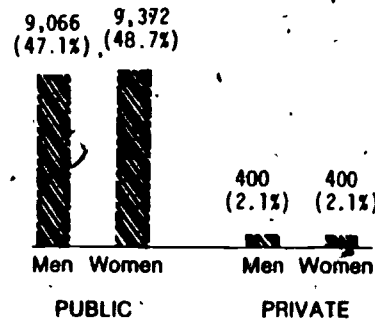


Ethnic Status



Sex

STATE HIGH SCHOOL GRADUATES



Sex

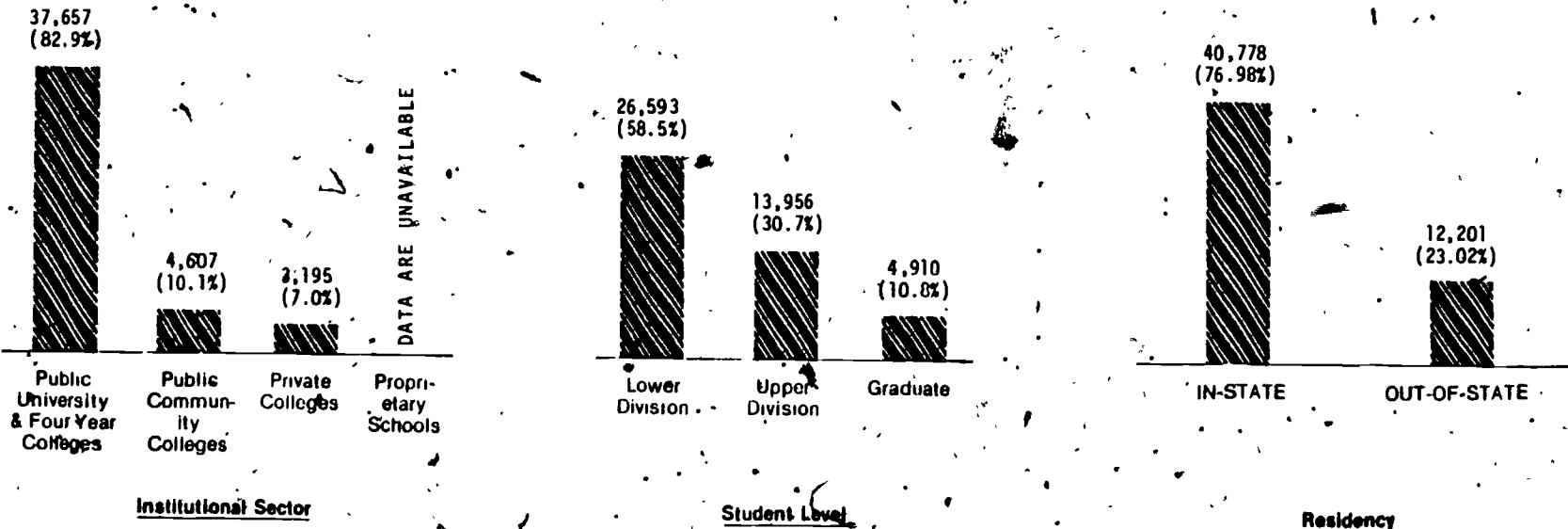
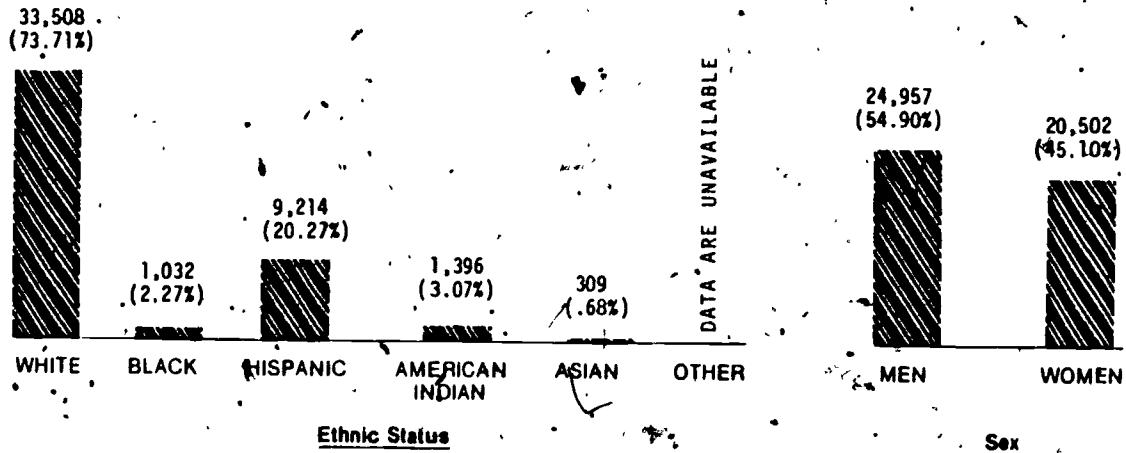
(c) Sales and Marketing Management 1977 Survey of Buying Power Data Service

771

772

STATE POSTSECONDARY EDUCATION STUDENT ENROLLMENTS

NEW MEXICO H2




773

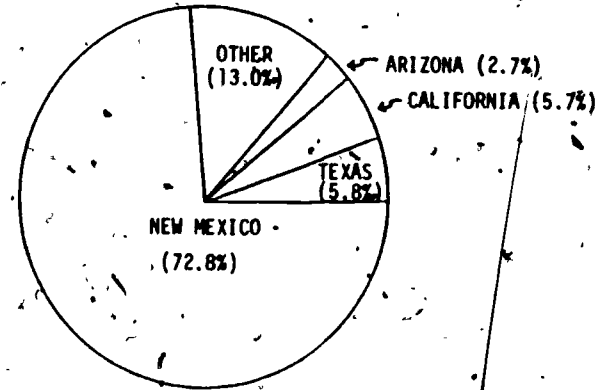
774

INTERSTATE MIGRATION OF STUDENTS

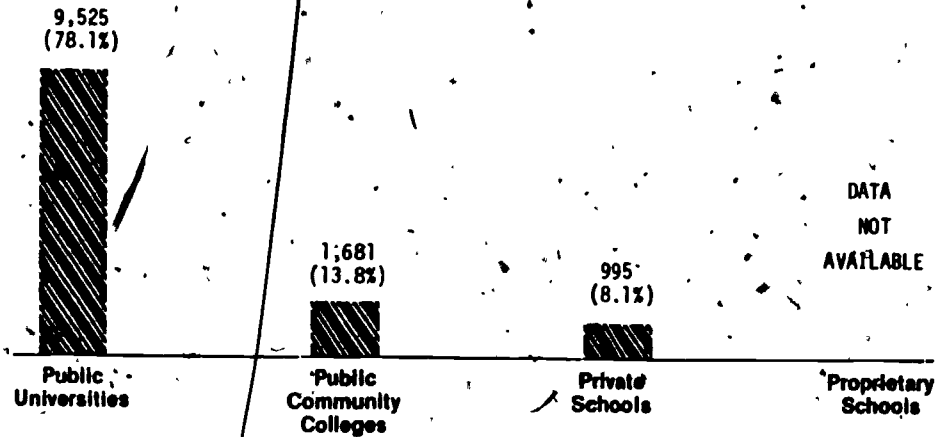
NEW MEXICO H3



RESIDENT AND NON-RESIDENT STUDENTS ATTENDING IN-STATE INSTITUTIONS



RESIDENT STUDENTS ATTENDING IN-STATE AND OUT-OF-STATE INSTITUTIONS



INSTITUTIONAL SECTOR

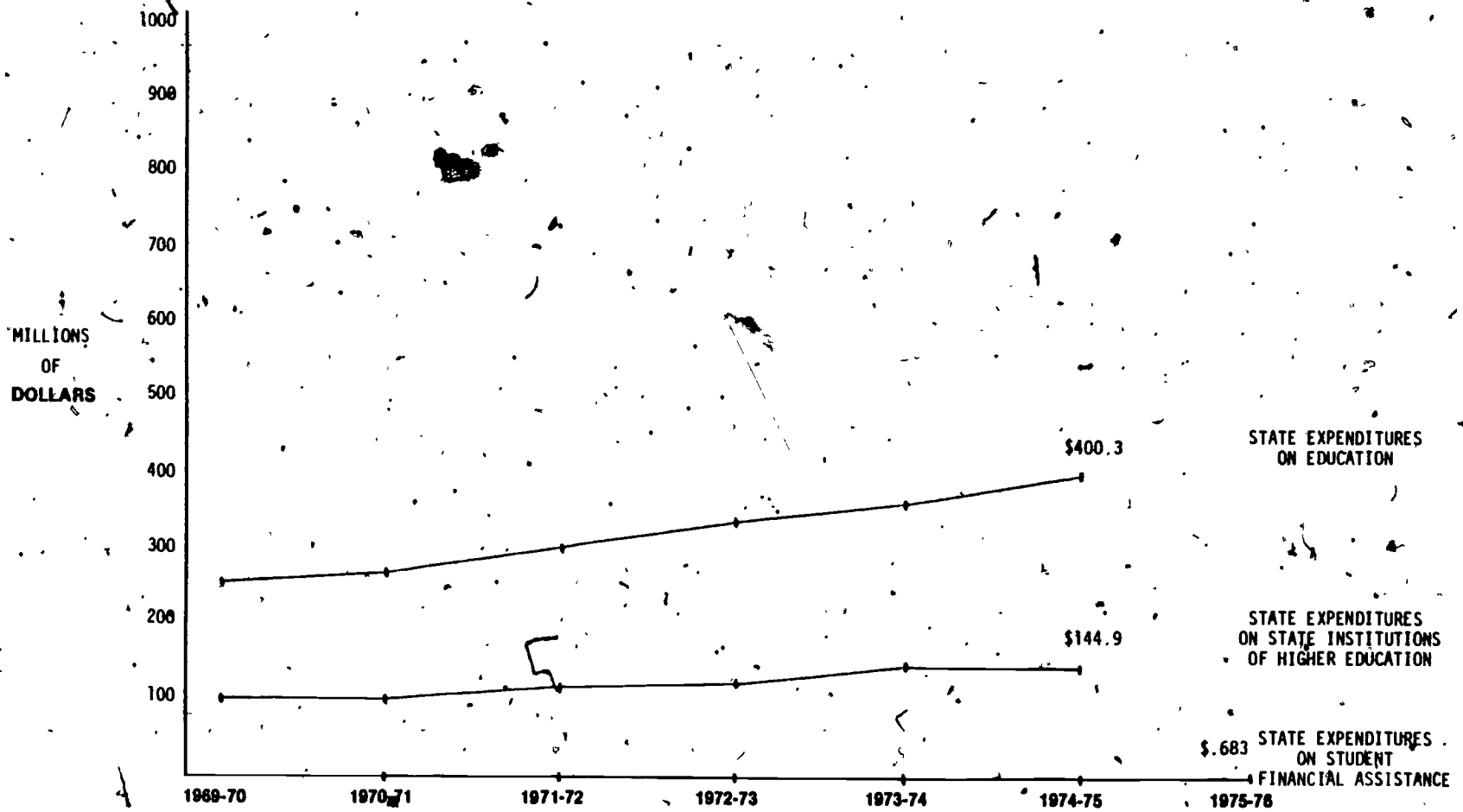
(Out-of-State Students in School In-State)

775

776

STATE EXPENDITURE ON POSTSECONDARY EDUCATION STUDENT ASSISTANCE

NEW MEXICO 11



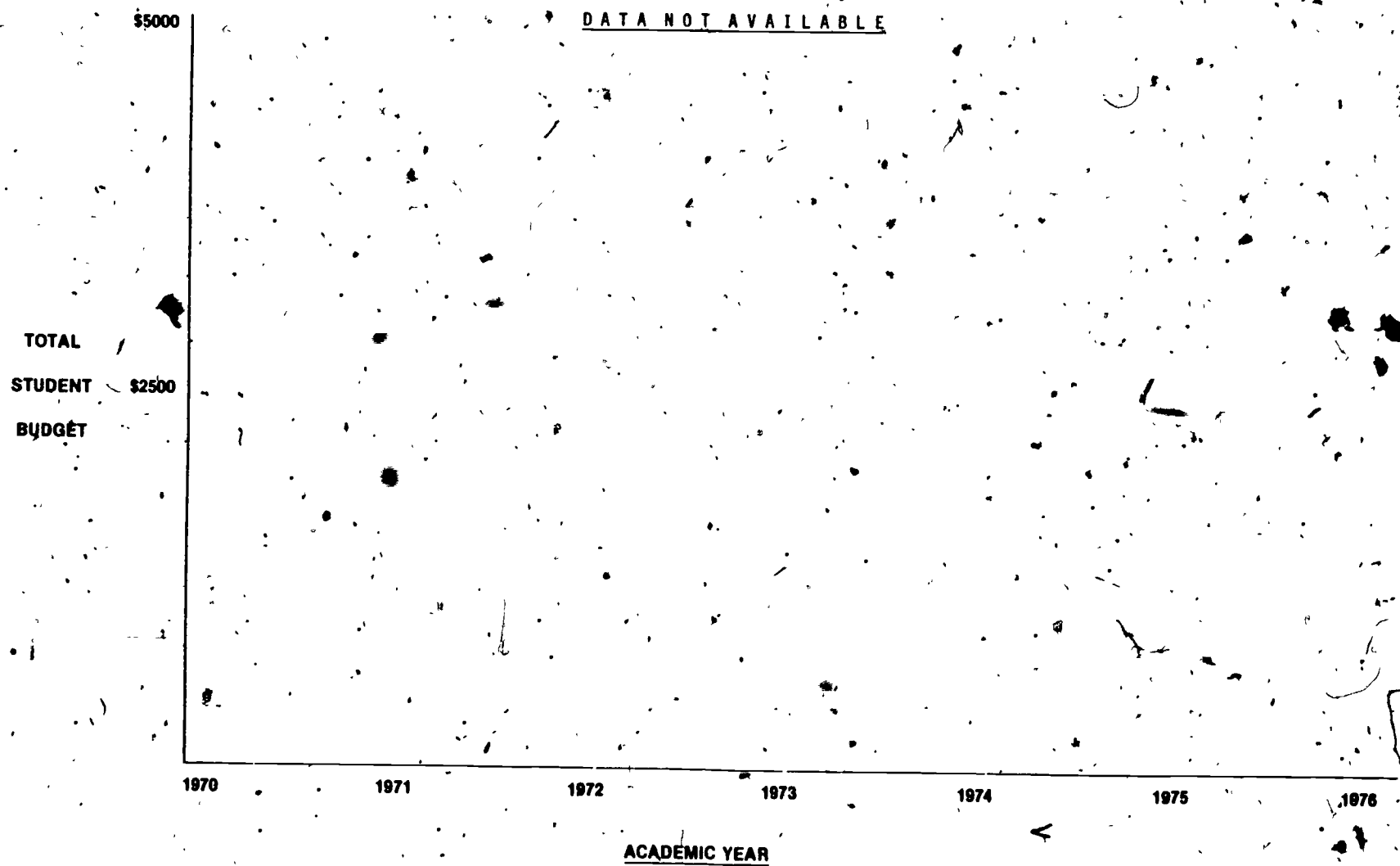
THESE DATA PERTAIN TO:
 ● WICHE STUDENT EXCHANGE PROGRAM
 ● WAR ORPHANS SCHOLARSHIPS

FISCAL YEAR

778

GROSS COSTS TO STUDENTS ATTENDING SCHOOL BY POSTSECONDARY EDUCATION SECTORS

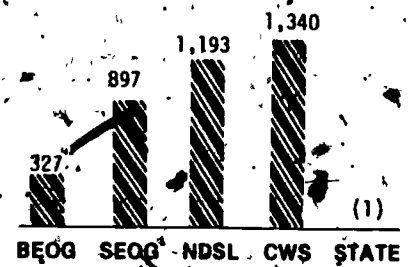
NEW MEXICO 12



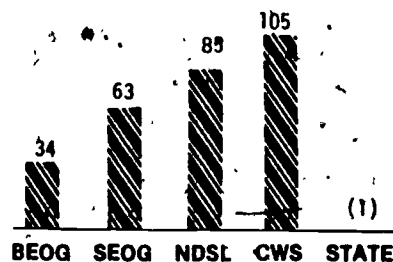
LEVELS OF FEDERAL AND STATE PROGRAM FUNDING BY INSTITUTIONAL SECTOR

NEW MEXICO 13

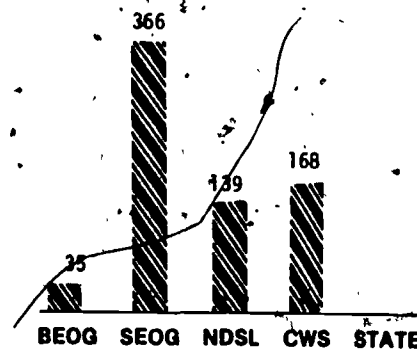
(Figures in thousands)



Public University and Four-Year Colleges



Public Community Colleges



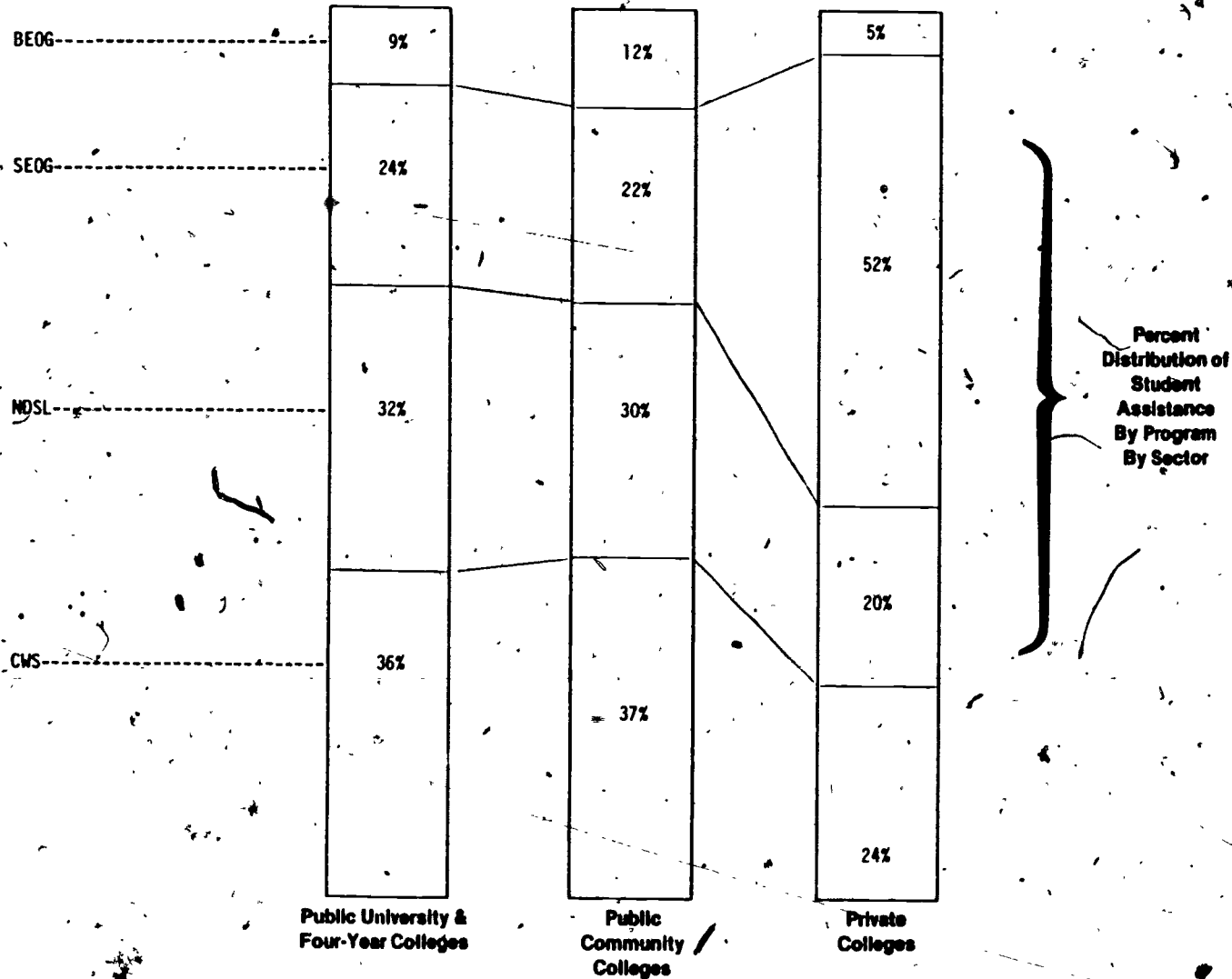
Private Colleges

(1) The data pertaining to state dollars awarded by institutional sector are unavailable.

781

782

RELATIVE IMPORTANCE OF FEDERAL AND STATE PROGRAM FUNDING BY SECTOR



The data pertaining to state dollars awarded by institutional sector are unavailable.

DESCRIPTIONS OF PROGRAM OFFICES AND AGENCIES AND CORRESPONDING PROGRAM RESPONSIBILITIES

NEW YORK

A1-

The New York State Higher Education Services Corporation administers all state scholarships and need-based grants (TAP). The President of the Corporation and six of nine Board of Trustees are appointed by the Governor. Through the annual budget and legislative process, the Governor and the State Legislature determine the size and characteristics of the administrative and program budgets. The State Education Department determines the state scholarship winners through the conduct and scoring of competitive exams. The Services Corporation then determines and provides the appropriate award. The Education Department also provides lists of approved programs for the Corporation to use to determine award eligibility. The key student eligibility parameters such as full-time and matriculated status are promulgated through Regulations of the Commissioner of Education. The President of the Services Corporation utilizes the Regulations to ascertain student eligibility for state awards.

1. Tuition Assistance Program (TAP)
2. Regents College Scholarship Program
3. Guaranteed Student Loan Program
4. Medical/Dental Loan Program
5. Regents Nursing Scholarships
6. Regents Grants for Children of Deceased & Disabled Veterans
7. Regents War Veterans Scholarships
8. Regents Scholarships for Medicine, Dentistry and Osteopathy
9. Regents Physician Shortage Scholarships
10. Herbert H. Lehman Graduate Fellowships
11. Regents Scholarships in Cornell University
12. State Grants to Indian Students

785

RELATIONSHIPS OF STATE AGENCIES

NEW YORK 22

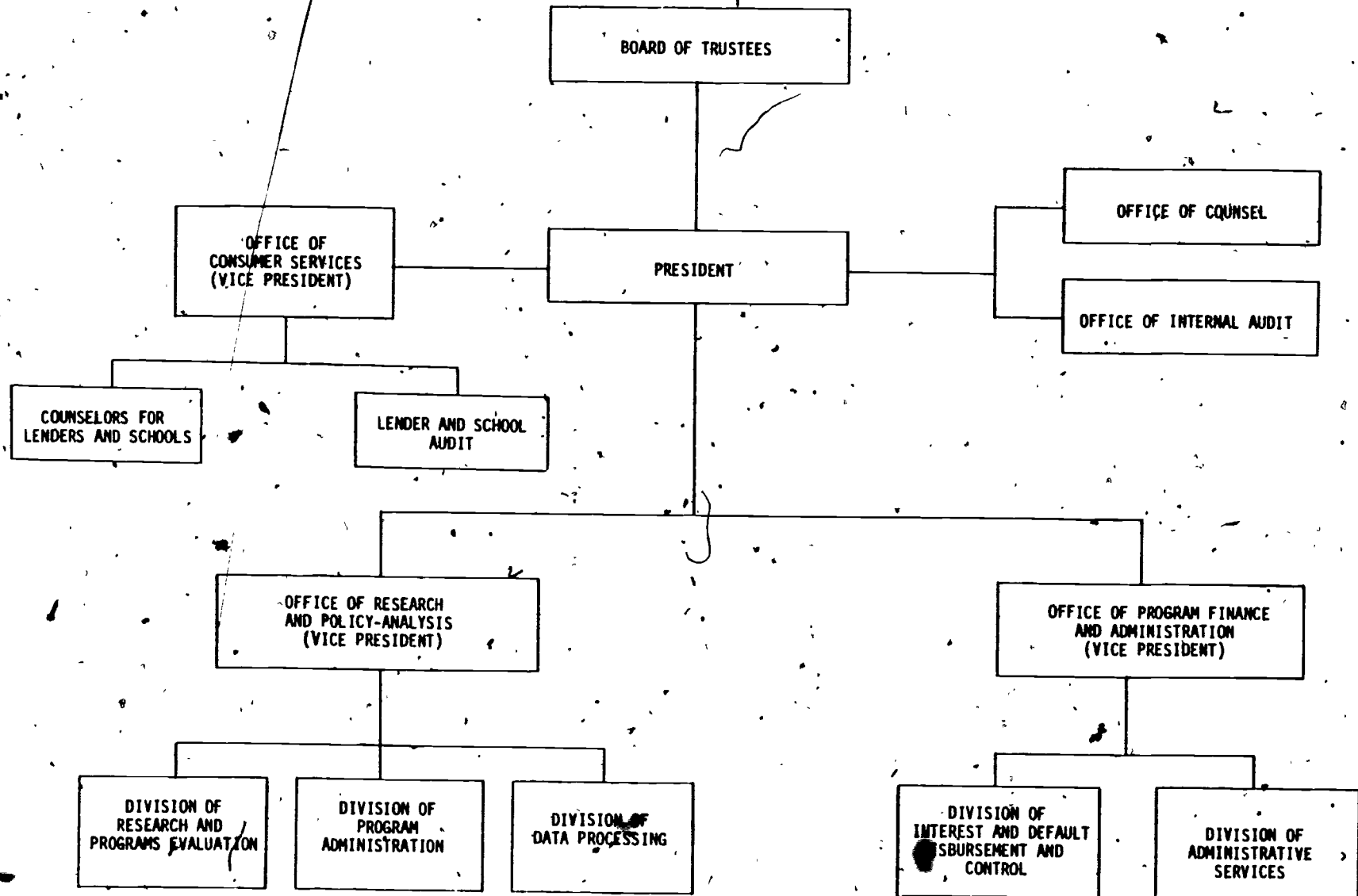
The New York State Higher Education Services Corporation administers state scholarships and need-based grants (TAP). The President of the Corporation and six of nine Board of Trustees are appointed by the Governor. Through the annual budget and legislative process, the Governor and State Legislature determine the size and characteristics of the administrative and program budgets.

The State Education Department determines state scholarship winners through the conduct and scoring of competitive exams. The Services Corporation then determines and provides the appropriate award. The Education Department also provides lists of approved programs for the Corporation to use to determine award eligibility. The key student eligibility parameters such as full-time and matriculated status are promulgated through Regulations of the Commissioner of Education. The President of the Services Corporation utilizes the Regulations to ascertain student eligibility for state awards.

STATE AGENCY ORGANIZATION

NEW YORK B1

HIGHER EDUCATION SERVICES CORPORATION



**MANAGEMENT RELATIONSHIPS BETWEEN THE STATE AGENCY
AND OTHER STATE AGENCIES/INSTITUTIONS**

NEW YORK B2

<u>WHO ACCOMPLISHES THE FOLLOWING?</u>	<u>STATE PROGRAM OFFICE</u>	<u>INSTITUTIONAL FINANCIAL AID OFFICER</u>	<u>OTHER OFFICES OR AGENCIES</u>
Processing of Applications			
• Verification of Student Application Information	X		
• Identification of Eligible Recipients	X	X	Institutions certify student attendance status
• Determination of Award Size	X		
• Assignment of Priority to Awards	X		
• Formally Approves Award	X		
Makes Payment to Student (or Credits Student Account)	X		
Makes Post-Award Adjustments	X		
Initiates the Prosecution of Possible Fraudulent Student applications	X		State Attorney General
Publicizes Award Availability	X		

STATE PROGRAM OFFICE DEFINITIONS FOR SELECTED TERMS

NEW YORK B3

DEFINITIONS USED BY STATE PROGRAM OFFICES

STATE DEFINITION SPECIFIED BY

STATE DEFINITION COMMONLY USED BY ALL INSTITUTIONS

STATE DEFINITION CONSISTENT ACROSS ALL STATE PROGRAMS

		<u>STATE DEFINITION COMMONLY USED BY ALL INSTITUTIONS</u>		
		<u>PUBLIC</u>	<u>PRIVATE</u>	
Half-time Student - Enrollment for at least six credits, or the equivalent, a semester, but less than 12 credits.	Interpretation	Yes	Yes	Yes
State Resident - Must have been a legal resident of the state for at least one year immediately preceding the beginning of the semester, quarter, or term of residence for which application for assistance is made.	Law	Yes	Yes	Yes
Independent Student - For applicants greater than 22 years old--During the calendar year next preceding the term of attendance for which application for award is made: 1) Has not resided with parents more than two consecutive weeks; 2) Had not received support in excess of \$600 from parents; and 3) not claimed as dependent on state or federal income tax. Students under 22 must prove extreme hardship through unusual circumstances (e.g., abandonment, etc.)	Law	Yes	Yes	Yes
Satisfactory Academic Progress - Good academic standing: if matriculated and certified by the school as having demonstrated the academic capacity for successful completion of the program of study.	Interpretation	Yes	Yes	Yes
United States Citizenship - An applicant (a) must be a citizen of the U.S. or (b) must have made application to become a citizen or (c) must submit a statement affirming intent to apply for U.S. citizenship or (d) must be of a class of refugees paroled by the Attorney General of the United States under his parole authority pertaining to the admission of aliens to the U.S.	Law	Yes	Yes	Yes

INFORMATION FLOW BETWEEN THE STATE PROGRAM OFFICE AND VARIOUS FEDERAL OFFICES

NEW YORK B4

	<u>TYPE OF INFORMATION PROVIDED BY STATE STUDENT-AID AGENCY</u>	<u>TYPE OF INFORMATION RECEIVED BY STATE STUDENT-AID AGENCY</u>	<u>PERCEPTION OF ADEQUACY OF INFORMATION FLOW</u>
<u>FEDERAL OFFICES</u>			
SSIG Office	Summaries	Regulations	Marginal
BEOG Office	None	Applications Summaries	Summaries - Inadequate and Untimely Adequate
Regional OE Student Assistance Office (Campus-Based Programs)	Summaries	None	
Washington OE Office (Campus-Based Programs)	None	None	No Contact
FISL/GSL Office	Regulations Summaries	Recipients Terminations	Marginal
<u>STATE/INSTITUTIONAL OFFICES</u>			
Public Institutions	Recipients Summaries	Terminations	Marginal
Private Institutions	Recipients Summaries	Terminations	Marginal
Governor/Budget Office	Summaries	Questions	Highly Developed
State Legislature (Including Committee Staffs)	Summaries	Questions	Highly Developed

MANAGEMENT STAFFING OF STATE PROGRAM OFFICES

NEW YORK B5

<u>MANAGEMENT FUNCTION</u>	<u>PERCENTAGE OF STAFF EFFORT</u>	<u>STAFF ASSISTANCE FROM OTHER AGENCIES</u> <u>COMMENTS</u>
APPLICATIONS PROCESSING (Includes verification of student information, need analysis, award determination, etc.)	75	Includes Data Processing Support
RESPONDING TO REQUESTS FOR INFORMATION (Includes federal requests for information, parent/student inquiries, testimony in hearings, etc.)	10	
PROGRAM REVIEW (Includes on-site visits to institutions, formal/informal audits, etc.)	2	Field Audits of Educational Institutions and Lender Institutions
PUBLIC RELATIONS AND INFORMATION DISSEMINATION (Includes parent/student workshops, work on promotional literature, etc.)	1	
GENERAL ADMINISTRATION (Includes executive personnel, staff training and development, regulations and guidelines, preparation of summary statistics, etc.)	11	
OTHER MANAGEMENT ACTIVITIES (Includes any special staff activities which do not clearly fall in one of the above categories)	4	

797

798

**STATE AGENCY CALENDAR OF EVENTS FOR NEED-BASED
PROGRAMS FOR 1976-77 SCHOOL YEAR**

NEW YORK B6

MONTH/YEAR

EVENTS

NOVEMBER 1975 Agency budget presented to state office and budget bureau

JANUARY 1976 Agency budget presented to legislature by governor

APRIL 1976 Agency makes student-aid applications available

Supplement is appropriated
in June

APRIL & JUNE 1976 Legislature appropriates student assistance funds

As applications are processed, TAP is
an entitlement program for all who
qualify and apply within specified time

AUGUST 1976 Agency (or institutions) announces award winners

MARCH 1977 Deadline for student-aid applications

JUNE 1977 BEOG applications information received from federal
office periodically throughout the year

ONGOING Award changes and adjustments are made
on a continuing basis

**PROGRAM AND FISCAL CONTROLS OF PROGRAMS
OPERATED BY STATE AGENCY**

NEW YORK B7

<u>PROGRAM CONTROLS</u>	<u>CONTROL USED SAMPLE OR TOTAL POPULATION STUDIED</u>	<u>AGENCY/OFFICE UNDERTAKING CONTROLS</u>	<u>SPECIAL ACTIONS COMMENTS</u>
A. <u>Control on Student Application Data Accuracy</u>			
1. Match Against Tax Forms?	Yes, Sample 1976-77	State	Refund requested Information only Award adjusted or rescinded
2. Match Against BEOG Applications?	Yes, All	State	
3. Match Against Institutional Student Records?	Yes, All	Institution	
4. Warnings of Prosecution?	Yes, All	State	
5. Prosecution?	Yes, All	State	
B. <u>Controls on Attendance and/or Progress</u>			
1. Check on Enrollment/Initial Attendance?	Yes, All	Institution	Award adjusted or rescinded
2. Check on Mid-Term Attendance?			
3. Check on Course Completion?			
4. Check on Academic Progress Before Award?	Yes, Loan Only	State	Loan not approved
5. Partial Awards?			
C. <u>Controls on Award Size</u>			
1. Check to Make Sure Other Awards Actually Made?			
2. Match Against BEOG, Campus-Based Award Files?			
3. Re-Check to Ensure Award Adjustments Actually Made?			
4. Second Review of Aid Packages?			
D. <u>Controls on Institutional Student-Aid Operations</u>			
1. Independent Program Audits?	Yes, Sample	State	Note 1
2. Aid Officer Bonding?			
3. Aid Officer Certification?			
4. Double Signatures on All Fund Transfers?	Yes, Loans	Institution	Dual endorsement of checks
E. <u>Controls on Central Administrative Staff Operations</u>			
1. Independent Program Audits?	Yes, Sample	State	Note 2 Resident only
2. Bonding of Staff Members?	Yes	State	
3. Double Signatures on All Fund Transactions?	Yes, Loans Interest Billing	State	

¹ Refunds requested, limitations or suspension of eligibility of programs.

² Recommendations for changes in procedures.

**PROGRAM INFORMATION DISSEMINATION PROCEDURES
USED FOR STATE NEED BASED PROGRAMS**

NEW YORK C1

TYPE OF INFORMATION PROVIDED

<u>INFORMATION PROVIDED THROUGH</u>	<u>APPLICATION FORMS</u>	<u>ELIGIBILITY CONDITIONS</u>	<u>FILING/CLOSING DATES FOR STATE PROGRAMS</u>	<u>INFORMATION ON THE COST OF ATTENDANCE AT VARIOUS TYPES OF INSTITUTIONS</u>	<u>INFORMATION ABOUT APPLYING FOR AID FROM OTHER SOURCES</u>	<u>INFORMATION ON PENALTIES FOR PROVIDING FRAUDULENT DATA</u>
1. High School Counselors	x ¹	x ¹	x ¹		x ¹	x ¹
2. College Financial-Aid Officers	x ¹	x ¹	x ¹		x ¹	x ¹
3. Direct Mailings to Graduating High School Students or Parents	x ¹	x ¹	x ¹		x ¹	x ¹
4. High School Meetings or Workshops	x	x	x			
5. College Admissions Office						
6. Newspaper Ads						
7. Radio, Television Ads						
8. Social Service Agencies						
9. Other (Please Specify)						

803 All included in application booklet.

804

DESCRIPTIONS OF STATE-SPONSORED STUDENT ASSISTANCE PROGRAMS

NEW YORK D1

Tuition Assistance Program (TAP) - A grant program to increase access and choice of institution for full-time at least six credit hours for summer term and one-half payment, resident matriculating students through tuition subsidy based on financial need. Students may be enrolled in any in-state four-year, two-year, proprietary, or hospital and medical school.

Regents College Scholarship Program - A grant program to increase access for academically superior resident high school seniors enrolled in in-state public or private four-year, public two-year, proprietary or hospital and medical technology institutions same will cease to exist.

Guaranteed Student Loan Program - A loan program to increase access for state residents by assisting them in meeting their expenses of higher or vocational education, within the provisions of the program as determined by the federal government. Attendance must be at an OE-approved institution, either in-state or out-of-state.

Medical/Dental Loan Program - A loan program to increase access to in-state or out-of-state medical and dental schools for state residents. The program was approved by State Legislature in 1976; planned implementation is for 1977-78.

Regents Nursing Scholarships - A conditional grant program to increase the number of registered nurses through aid provided on a scholastically competitive basis to state residents completing their high school programs. Attendance in programs for the training of registered professional nurses at colleges or schools approved by the Regents is required.

Regents Grants for Children of Deceased and Disabled Veterans - A conditional grant program to provide access for state residents who are children of state residents who were killed or disabled in the military, while serving their country. Enrollment may be at any in-state four-year, two-year, or hospital and medical institutions.

Regents War Veterans Scholarships - A conditional grant to improve access for scholastically eligible state residents who have served in the armed forces. Enrollment must be at an in-state institution. No new awards were given after July 1976.

Regents Scholarships for Medicine, Dentistry and Osteopathy - A need-based conditional grant program to increase access to approved in-state or out-of-state medical, dental and osteopathic schools for state residents.

Regents Physician Shortage Scholarships - A need-based conditional grant program to increase access to medical school for residents while providing for medical services in areas of physician shortage.

Herbert H. Lehman Graduate Fellowships - A conditional grant for scholastically eligible resident students designed to increase access to graduate level study in the social sciences or public or international affairs. Enrollment must be at in-state public or private four-year institutions.

Regents Scholarships in Cornell University - A need-based tuition-remission program to increase access to academically superior students to the State's Land Grant University.

BASIC STATE PROGRAM INFORMATION

NEW YORK D2

<u>Programs</u>	<u>Year</u>	<u>Number of Awards</u>	<u>Average Full-Time Award Size</u>	<u>Total Dollars Awarded</u>	<u>Eligible Population</u>
<u>Need-Based</u>					
<u>Grants</u>					
Tuition Assistance Program (TAP)	1970-71 1975-76	213,057 260,768	\$ 174 \$ 422	\$ 37,061,769 \$110,057,693	Resident Students
Regents Scholarship for Medicine, Dentistry and Osteopathy	1970-71 1975-76	375 368	--- ---	\$ 220,905 \$ 711,062	Residents attending Specialized Schools of Medicine, Dentistry or Osteopathy
Regents Physician Shortage Scholarships	1970-71 1975-76	Note 1 Note 1	Note 1 Note 1	Note 1 Note 1	Low Income Residents from Physician Shortage Areas
<u>Other</u>					
Regents Scholarships in Cornell University	1970-71 1975-76	Note 2 Note 2	Note 2 Note 2	Note 2 Note 2	State Residents
<u>Non Need-Based</u>					
Regents College Scholarship Program	1970-71 1975-76	66,554 67,723	\$ 419 \$ 321	\$ 26,461,265 \$ 21,730,687	State Resident High School Seniors
Guaranteed Student Loan Program	1970-71 1975-76	150,497 144,895	\$1,019 \$1,433	\$153,418,315 \$207,603,280	State Residents
Medical/Dental Loan Program	Not yet implemented-----				Resident Medical and Dental Students
Regents Nursing Scholarships	1970-71 1975-76	1,434 2,003	\$ 260 \$ 238	\$ 358,738 \$ 476,176	Resident R.N.-Nursing Students
Regents Grants for Children of Deceased and Disabled Veterans	1970-71 1975-76	3,434 3,458	\$ 450 \$ 417	\$ 1,442,987 \$ 1,441,554	Resident Dependents of Veterans/POM/MIA

CONTINUED

807

808

BASIC STATE PROGRAM INFORMATION

NEW YORK D2

<u>Programs</u>	<u>Year</u>	<u>Number of Awards</u>	<u>Average Full-Time Award Size</u>	<u>Total Dollars Awarded</u>	<u>Eligible Population</u>
Regents War Veterans Scholarships	1970-71	1,157	\$ 350	\$ 356,149	Resident Military Veterans
	1975-76	753	\$ 353	\$ 266,179	
Herbert H. Lehman Graduate Fellowships	1970-71	228	\$4,644	\$ 851,847	Resident Graduate Students
	1975-76	94	\$4,380	\$ 411,709	

¹ Included in Medical/Dental/Osteopathy data.

² Included in Regents College Scholarships.

STUDENT ELIGIBILITY CRITERIA FOR STATE PROGRAMS

NEW YORK E1

<u>Programs</u>	<u>Acceptable Residency Status</u>	<u>Acceptable Attend. Status</u>	<u>Acceptable Student Levels</u>	<u>Special Priority to Cont'g. Awards</u>	<u>Income Limits</u>	<u>Need Limits</u>
<u>Need-Based</u>						
<u>Grants</u>						
Tuition Assistance Program (TAP)	Residents attending In-State	Full-Time ¹	All	No	\$20,000 ²	
Regents Scholarships for Medicine, Dentistry and Osteopathy	Residents attending In-State	Full-Time	Graduates	No	Not Applicable	Not Applicable
Regents Physician Shortage Scholarships	Residents attending In-State	Full-Time	Graduates	No	Not Applicable	Not Applicable
<u>Other</u>						
Regents Scholarships in Cornell University	Residents attending In-State	Not Given-----				
<u>Non Need-Based</u>						
Regents College Scholarship Program	Residents attending In-State	Full-Time	All Under-graduates	No	Not Applicable	Not Applicable
Guaranteed Student Loan Program	Residents attending In/Out of State	Half-Time Full-Time	Not Given	No	Not Applicable	Not Applicable
Medical/Dental Loan Program	Residents attending In/Out of State	Full-Time	Graduates	Not Applicable	Not Applicable	Not Applicable
Regents Nursing Scholarships	Residents attending In-State	Full-Time	All Under-graduates	No	Not Applicable	Not Applicable
Regents Grants for Children of Deceased and Disabled Veterans	Residents attending In-State	Full-Time	All Under-graduates	No	Not Applicable	Not Applicable
Regents War Veteran's Scholarships	Residents attending In-State	Part-Time Half-Time Full-Time	All	No	Not Applicable	Not Applicable
Herbert H. Lehman Graduate Fellowships	Residents attending In-State	Full-Time	Graduates	No	Not Applicable	Not Applicable

¹ At least six credit hours required for summer term half payment.

² Adjusted state taxable income which is taxable income adjusted to include depletion allowances and earnings from tax exempt securities--it is further adjusted to reflect other children in college. Single applicants with no tax dependents who are financially independent of their parents have a \$5,666 income limit for TAP eligibility.

INSTITUTIONAL ELIGIBILITY CRITERIA FOR STATE STUDENT-ASSISTANCE PROGRAMS

NEW YORK E2

<u>Programs</u>	<u>University and 4-Year Colleges</u>	<u>Community/ Junior Colleges</u>	<u>Voc./Tech. Schools</u>	<u>Proprietary</u>	<u>Special Types of Institutions</u>
<u>Need-Based</u>					
<u>Grants</u>					
Tuition Assistance Program (TAP)	Public Private	Public Private	No	Yes	Hospital & Medical Technical Schools.
Regents Scholarships for Medicine, Dentistry and Osteopathy					Approved Schools of Medicine, Dentistry & Osteopathy.
Regents Physician Shortage Scholarships					In-State Medical Schools
<u>Other</u>					
Regents Scholarships in Cornell University	Information not given-----				
<u>Non Need-Based</u>					
Regents College Scholarship Program	Public Private	Public Private	No	Yes	Hospital & Medical Technical Schools
Guaranteed Student Loan Program	Public Private	Public Private	Public	Yes	All OE-Approved Institutions
Medical/Dental Loan Program					Medical & Dental Schools
Regents Nursing Scholarships					Approved Schools of Nursing
Regents Grants for Children of Deceased and Disabled Veterans	Public Private	Public Private	Public	Yes	Hospital & Medical Technical Schools
Regents War Veteran's Scholarships	Public Private	Public Private	Public	Yes	No
Herbert H. Lehman Graduate Fellowships	Public Private	No	No	No	No

NEED DETERMINATION CRITERIA FOR STATE PROGRAMS

NEW YORK - E3

<u>Programs</u>	<u>Program Definition of Need</u>	<u>Is BEOG Application Required?</u>	<u>Expected Family Contribution (EFC) Method</u>	<u>Student Budget Includes What Items?</u>
<u>Need-Based</u>				
<u>Grants</u>				
Tuition Assistance Program (TAP)	Maximum award is reduced per a sliding scale related to adjusted state taxable income, per state statute. Range of eligible adjusted income is 0 - \$20,000.	No	By statute, awards are scaled per state taxable income.	Tuition
Regents Scholarships for Medicine, Dentistry and Osteopathy	Not Given	No	Other (Not Specified)	Tuition/Fees
Regents Physician Shortage Scholarships	Less than \$600 = maximum \$4,000 award. Awards scaled down to \$1,000 minimum depending on income.	No	Other (Not Specified)	Tuition/Fees
<u>Other</u>				
Regents Scholarships in Cornell University	-----Determined by Cornell University-----			

¹ Single applicants with no tax dependents who are financially independent of their parents have an eligible income range of \$0 - \$5666.

AWARD SIZE DETERMINATION CRITERIA FOR STATE PROGRAMS

NEW YORK E4

<u>Programs</u>	<u>Maximum Award Size?</u>	<u>What Award Size Determination Method is Used?</u>	<u>How is Award Priority Determined?</u>	<u>Who Ultimately Determines Award Amount?</u>
<u>Need-Based</u>				
<u>Grants</u>				
Tuition Assistance Program (TAP)	\$1,500 or Tuition, whichever is less	Maximum award is reduced per a sliding scale related to adjusted state taxable income, per state statute. Range of eligible adjusted income is 0 - \$20,000.	No formal system-- first in, first out	State
Regents Scholarships for Medicine, Dentistry and Osteopathy	\$1,000/year	Maximum award of \$1,000 is reduced by \$1.00 for each \$8.00 of net income in excess of \$1,800; except that no award will be less than \$350.	50 awards annually for medicine; 20 for dentistry; osteopathy contingent on annual legislative appropriation. Competitive exam conducted every Fall.	State
Regents Physician Shortage Scholarships	\$4,000/year	Less than \$6,000 income = maximum \$4,000 award. Awards scaled down to \$1,000 minimum depending on income.	Awards are made in order of test score on the Medical College Admissions Test. 60 awards in 1975-76; number of awards must be at least 30% of Medical/Dental/Osteopathic total.	
<u>Other</u>				
Regents Scholarships in Cornell University	Information not given-----			
<u>Non Need-Based</u>				
Regents College Scholarship Program	\$250/year ²	The income scale used for pre-1975-76 recipients reduces the award by \$1.00 for each \$10.00 of net taxable income above \$1,800; minimum award is \$250.	18,843 allocated annually on a county basis plus additional scholarships allocated to each school to assure that each school has at least one scholarship for every 40 graduates. Regent Scholarship & College Qualification Test administered each Fall to determine award winners.	State

817

CONTINUED

818

AWARD SIZE DETERMINATION CRITERIA FOR STATE PROGRAMS

NEW YORK E4

Programs	Maximum Award Size?	What Award Size Determination Method Is Used?	How is Award Priority Determined?	Who Ultimately Determines Award Amount?
Guaranteed Student Loan Program	Undergraduates - \$2,000/year - \$7,500/total; Graduates - \$5,000/year - \$15,000/total ¹	Per student budget	No formal system-- First in, first out	State
Medical/Dental Loan Program	\$ 2,500/year \$10,000/total	Per student budget	Not implemented yet	State
Regents Nursing Scholarships	\$250/year ³	See Note 3. The income scale used for pre-1975-76 recipients reduces the award by \$1.00 for each \$10.00 of net taxable income above \$1,800; minimum award is \$200.	800 awards allocated annually on a county basis. Regents Scholarship & College Qualification Test used as ranking instrument.	State
Regents Grants for Children of Deceased and Disabled Veterans	\$450/year	Flat grant of \$450/year	No formal system-- first in, first out	State
Regents War Veteran's Scholarships	\$525/year; \$1,400/total	Per semester based upon attendance status.	600 awards allocated on a county basis; recipients determined through ranking on competitive examination.	State
Herbert H. Lehman Graduate Fellowships	\$1,400/ first year; \$5,000/year thereafter	Year in school via application	30 awarded annually subject to annual enactment and funding by the Legislature. Awards made based upon satisfactory promise of successful completion of graduate program by evaluation of academic record and test scores.	State

¹ Further priority: 1) First to applicant with family income of \$6,000 or less and who resides in a shortage area; 2) second, to any applicant, with income more than \$6,000; 3) third, \$10,000 or less income and shortage area residency; 4) fourth, income more than \$10,000; 5) fifth, any other applicant.

² Scholarship recipients from 1973-74 or earlier are eligible for up to \$1,000, depending on income and tuition. 1974-75 recipients can choose either a flat award of \$250 or \$1,000 scaled to income. Recipients after 1974-75 are restricted to \$250.

³ Recipients who were awarded a scholarship in 1973-74 can receive up to \$500, reduced for income as described in "Size Determination Method." 1974-75 recipients have a choice of the income scaled award. Recipients after 1974-75 are restricted to \$250.

NUMBER OF NEED-BASED GRANT PROGRAM APPLICANTS

NEW YORK

F1

DATA NOT AVAILABLE

INDEPENDENTS	\$0- 5,999	\$6,000- 8,999	\$9,000- 11,999	\$12,000- 14,999	\$15,000- 19,999	\$20,000- & Over
	DEPENDENTS					

Income Level

DATA NOT AVAILABLE

DATA
NOT AVAILABLE

WHITE	BLACK	HISPANIC	AMERICAN INDIAN	ASIAN	OTHER
<u>Ethnic Status</u>					

MEN	WOMEN
<u>Sex</u>	

NUMBER OF NEED-BASED GRANT PROGRAM RECIPIENTS AND AVERAGE AWARD SIZE

NEW YORK

F2

NUMBER OF RECIPIENTS

DATA NOT AVAILABLE

DATA NOT AVAILABLE

DATA NOT AVAILABLE

INDEPENDENTS	\$0- 8,999	\$8,000- 8,999	\$9,000- 11,999	\$12,000- 14,999	\$15,000- 19,999	\$20,000- & Over
DEPENDENTS						

Income Level

WHITE	BLACK	HISPANIC	AMERICAN INDIAN	ASIAN	OTHER
-------	-------	----------	-----------------	-------	-------

Ethnic Status

MEN	WOMEN
-----	-------

Sex

AVERAGE AWARD SIZE

DATA NOT AVAILABLE

DATA NOT AVAILABLE

DATA NOT AVAILABLE

INDEPENDENTS	\$0- 5,999	\$6,000- 8,999	\$9,000- 11,999	\$12,000- 14,999	\$15,000- 19,999	\$20,000- & Over
DEPENDENTS						

Income Level

WHITE	BLACK	HISPANIC	AMERICAN INDIAN	ASIAN	OTHER
-------	-------	----------	-----------------	-------	-------

Ethnic Status

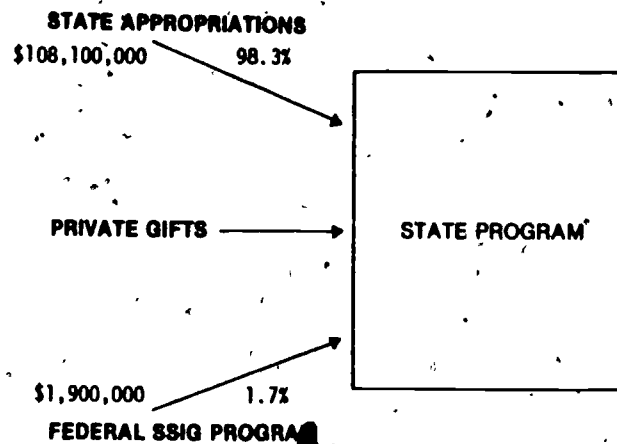
MEN	WOMEN
-----	-------

Sex

SOURCES AND DISTRIBUTION OF NEED-BASED GRANT PROGRAM FUNDS

NEW YORK G1


THESE FIGURES FOR THE 1975-76 SCHOOL YEAR PERTAIN TO:
• TUITION ASSISTANCE PROGRAM



The distribution of awards by student income categories includes awards made to both dependent and independent students. The data available did not distinguish between dependent and independent students.

INSTITUTIONAL SECTORS

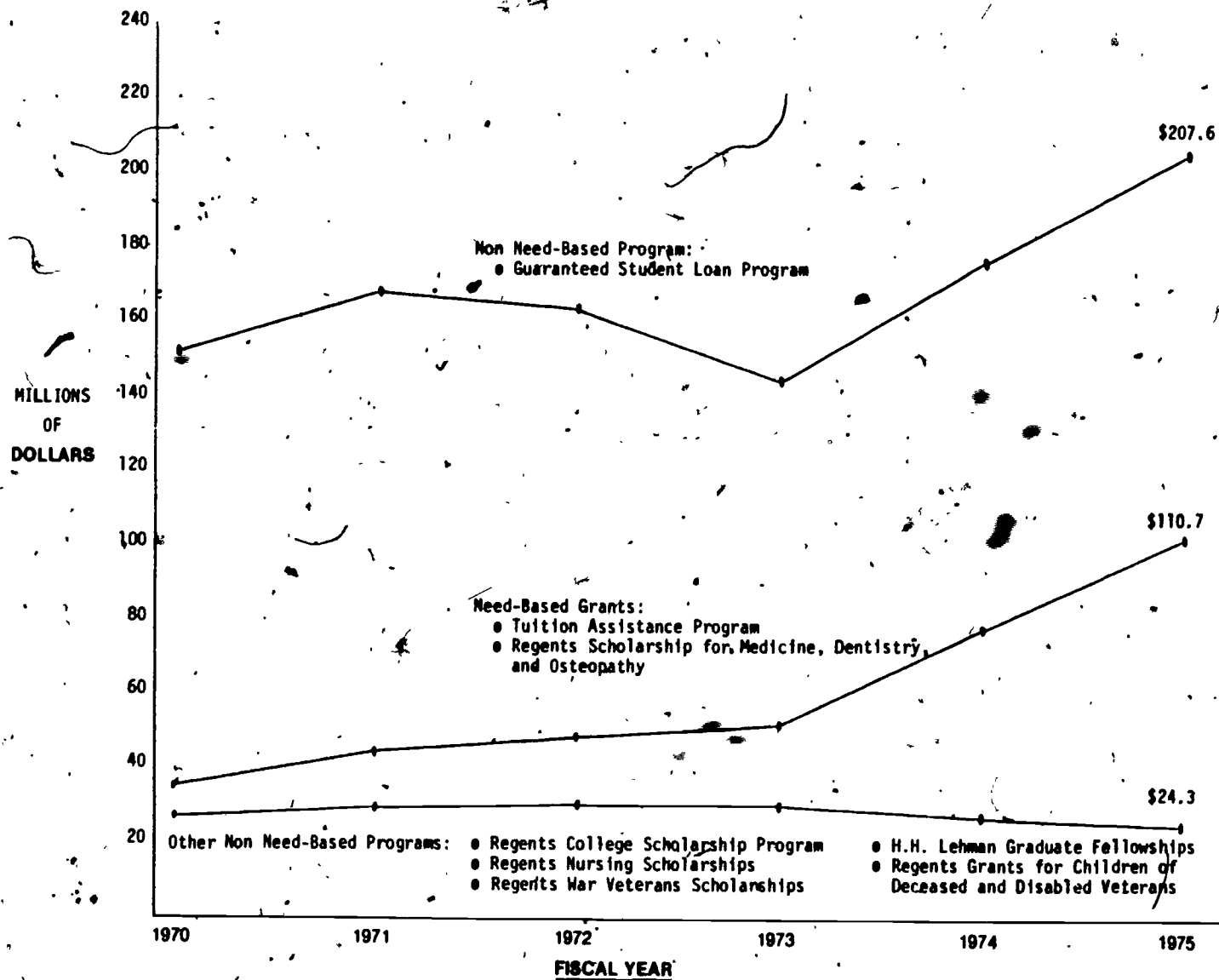
STUDENT NET TAXABLE INCOME CATEGORIES



825

HISTORIC STATE EXPENDITURES ON STUDENT-ASSISTANCE PROGRAMS

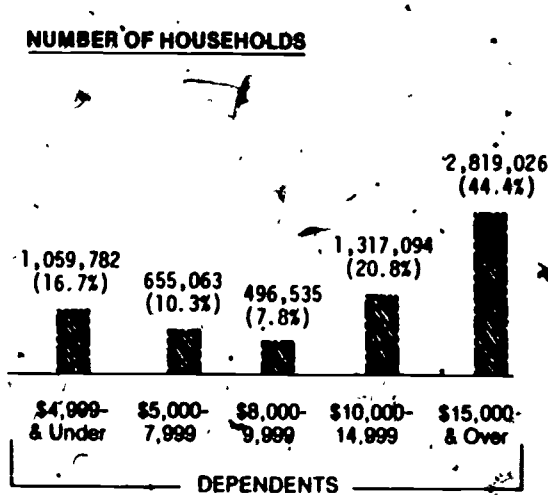
NEW YORK G2



STATE POPULATION PROFILE

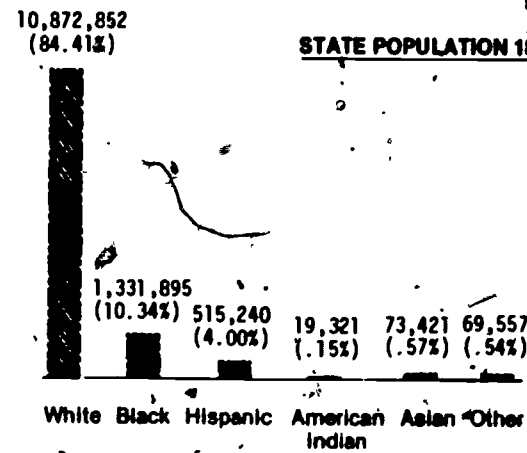
NEW YORK H1

NUMBER OF HOUSEHOLDS

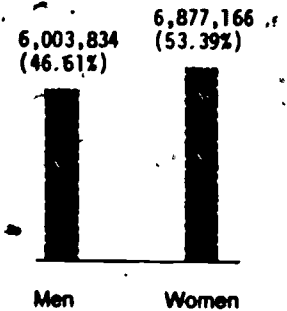


Effective Buying Income

STATE POPULATION 18 AND OVER

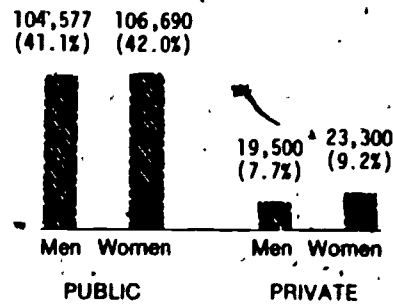


Ethnic Status



Sex

STATE HIGH SCHOOL GRADUATES



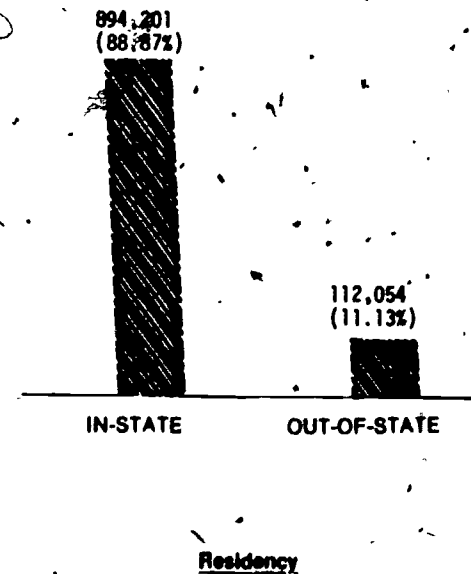
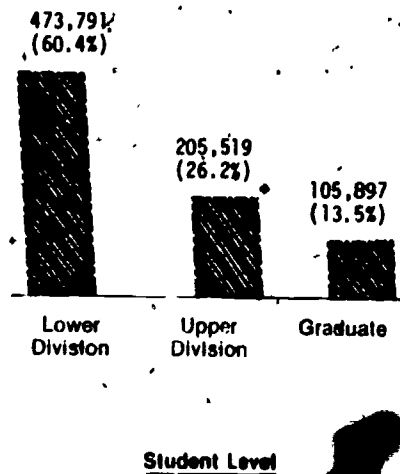
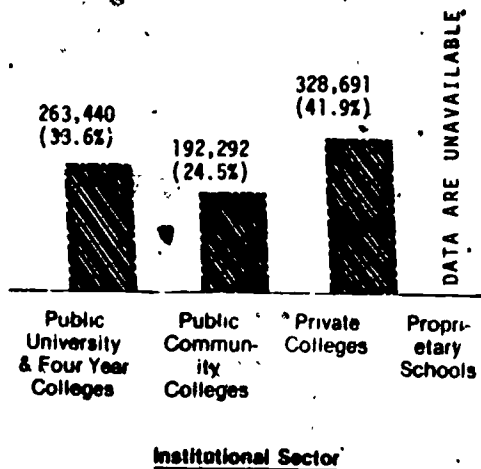
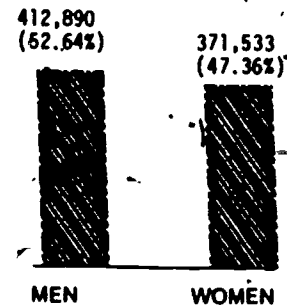

Sex

The high school graduation figures do not include 41,649 persons granted a high school equivalency certificate, nor 2,267 persons graduated from other than regular day school programs.

(c) Sales and Marketing Management 1977 Survey of Buying Power Data Service


STATE POSTSECONDARY EDUCATION STUDENT ENROLLMENTS

NEW YORK 1988




INTERSTATE MIGRATION OF STUDENTS

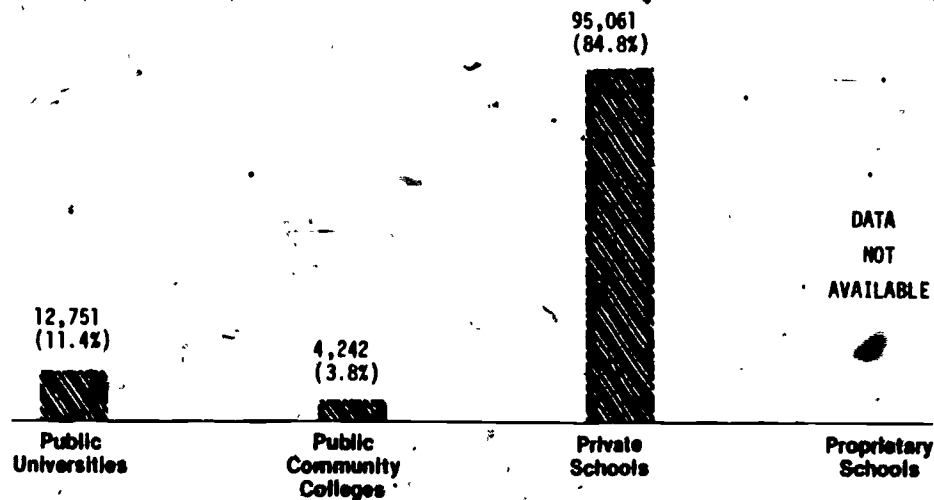
NEW YORK H3



**RESIDENT AND NON-RESIDENT STUDENTS
ATTENDING IN-STATE INSTITUTIONS**



**RESIDENT STUDENTS ATTENDING IN-STATE
AND OUT-OF-STATE INSTITUTIONS**



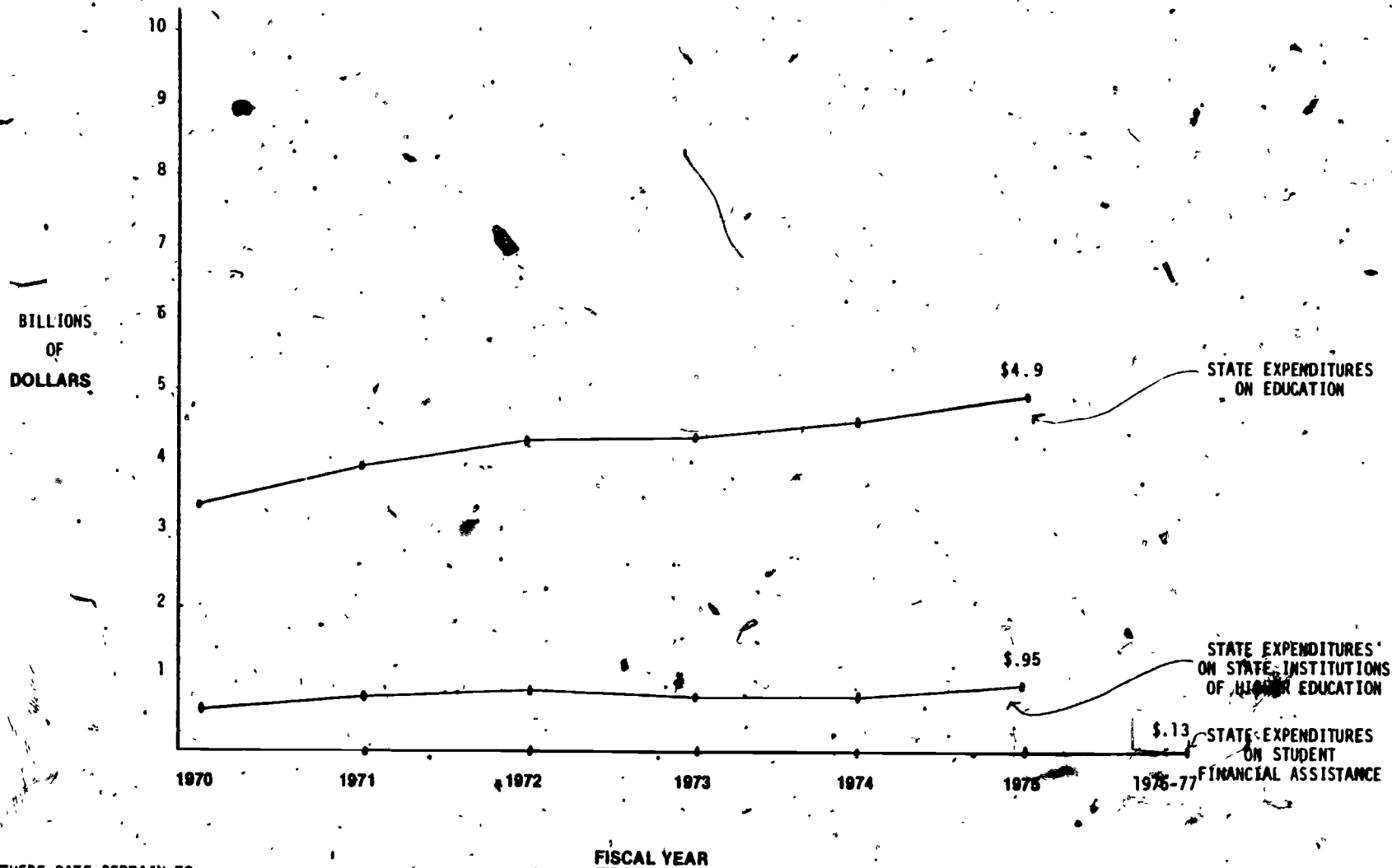
**INSTITUTIONAL SECTOR
(Out-of-State Students in School In-State)**

833

834

STATE EXPENDITURE ON POSTSECONDARY EDUCATION STUDENT ASSISTANCE

NEW YORK 11



THESE DATE PERTAIN TO:

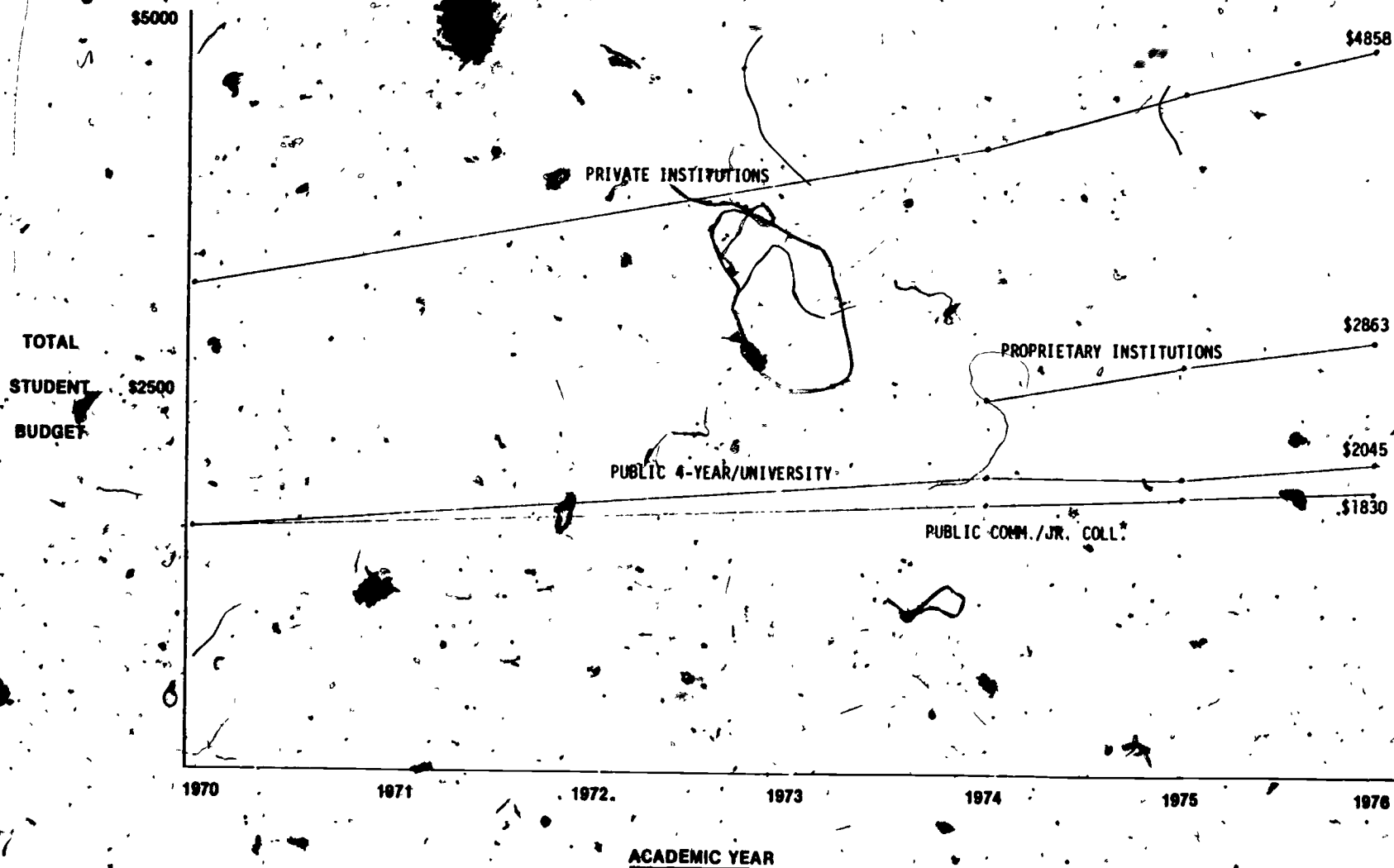
- TUITION ASSISTANCE PROGRAM
- REGENTS COLLEGE SCHOLARSHIP PROGRAM
- H.H. LEHMAN GRADUATE FELLOWSHIPS

- REGENTS NURSING SCHOLARSHIPS
- REGENTS SCHOLARSHIPS FOR MEDICINE/DENTISTRY/OSTEOPATHY

- REGENTS WAR VETERANS SCHOLARSHIPS
- REGENTS GRANTS FOR CHILDREN OF OCEASED/DISABLED VETERANS

GROSS COSTS TO STUDENTS ATTENDING SCHOOL BY POSTSECONDARY EDUCATION SECTORS

NEW YORK



*Very hypothetical, as most community colleges are non-residential.

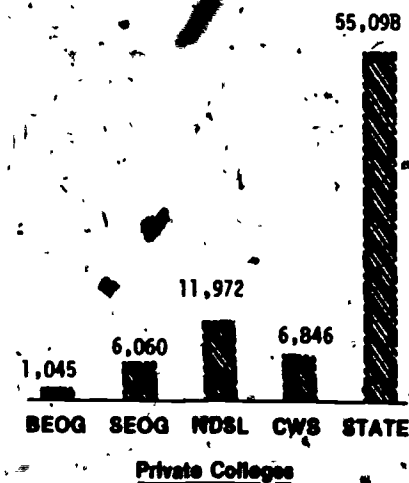
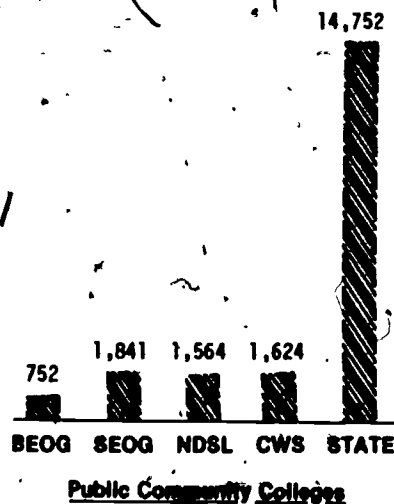
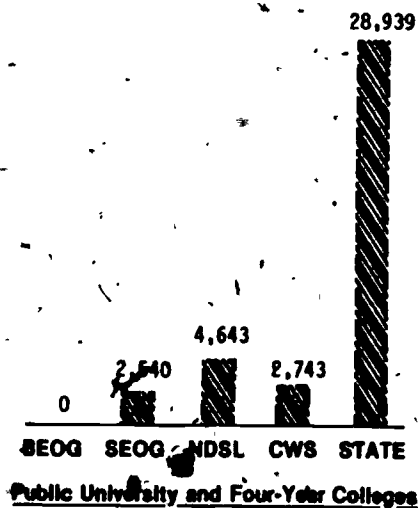
LEVELS OF FEDERAL AND STATE PROGRAM FUNDING BY INSTITUTIONAL SECTOR

NEW YORK 13

(Figures in thousands)

THE FIGURES SHOWN FOR STATE DOLLARS AWARDED ARE FOR THE 1975-76 SCHOOL YEAR AND PERTAIN TO:

- TUITION ASSISTANCE PROGRAM

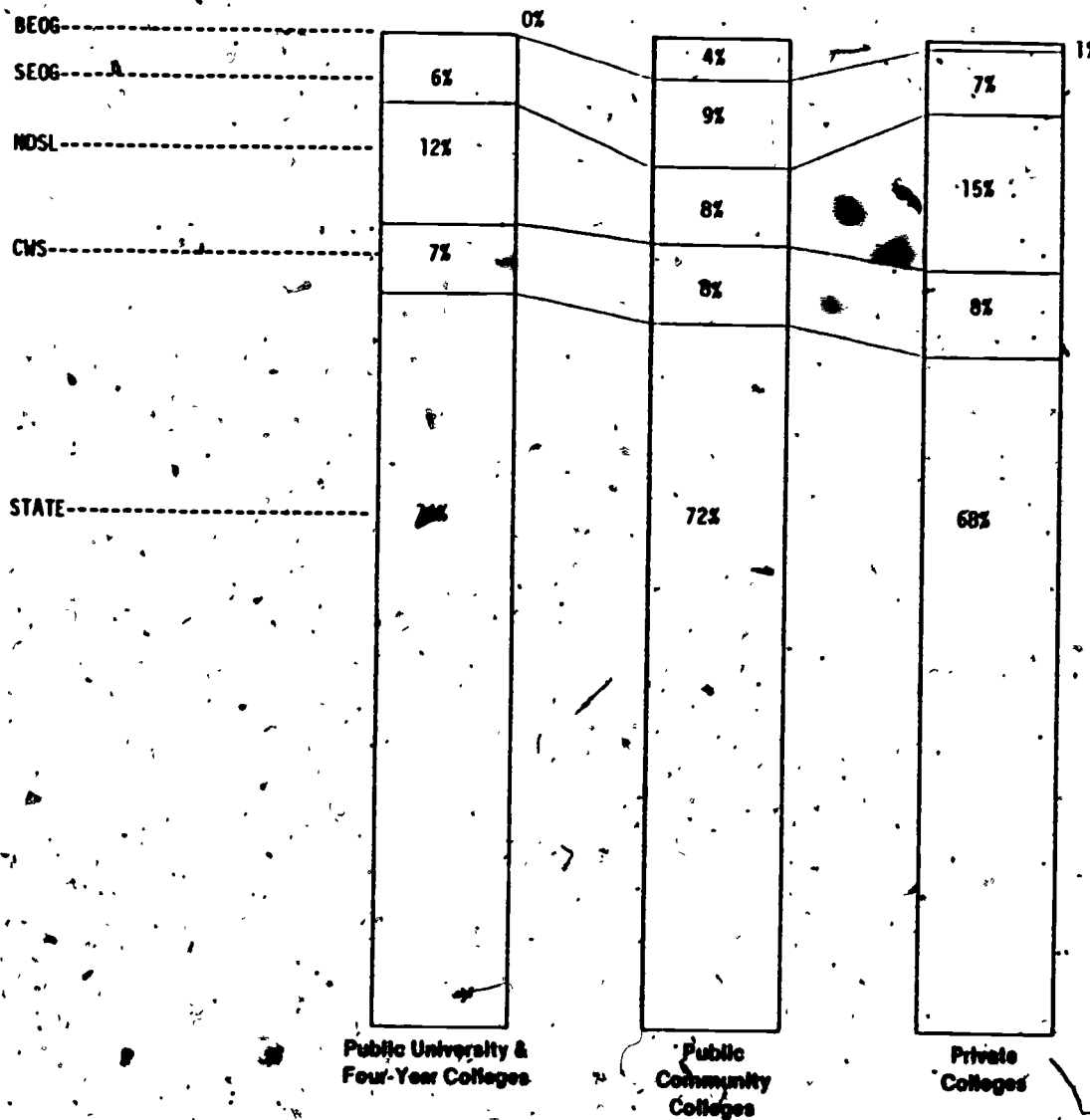


State funds were also awarded to the following types of institutions:

- Vocational Education - \$8,166,005
- Unspecified - \$7,317,688

RELATIVE IMPORTANCE OF FEDERAL AND STATE PROGRAM FUNDING BY SECTOR

NEW YORK 14



THE FIGURES, SHOWN FOR STATE DOLLARS AWARDED ARE FOR THE 1975-76 SCHOOL YEAR AND PERTAIN TO:

• TUITION ASSISTANCE PROGRAM

Percent
Distribution of
Student
Assistance
By Program
By Sector

State funds were also awarded to the following types of institutions:

• Vocational Education - \$8,166,005

• Unspecified - \$7,317,688

APPENDIX

APPENDIX

The data used in preparing the profiles have been assembled from a variety of data sources. These are listed below. The following table gives a detailed explanation of the use of these data in each of the profiles.

Bureau of the Census

- Data from the 1970 Decennial Census₁
- 1976 Estimates of State Population₂
- 1970-1975 Statistics of State Expenditures on Education₃

National Association of State Student Grant Programs (NASSGP)

- NASSGP Eighth Annual Survey - Supplemental Survey₄

National Center for Education Statistics

- 1975 HEGIS₅ - Residency and Migration of College Students
- 1975 and 1976 HEGIS - Opening Fall Enrollments (Preliminary Statistics for 1976)
- 1975 High School Graduation Statistics

Office of Civil Rights

- 1974 Higher Education Civil Rights Survey

Office of Education

- Higher Education Data Base: FY 1967 to FY 1975₆
- Data from the Financial Status and Performance Report--1975-76₇

Sales and Marketing Management Magazine

- Statistics from the 1977 Survey of Buying Power₈

Notes on Following Pages

[1] Data from the 1970 Census (various special tabulations and published statistics) were used to derive percentage distributions of the population 15 years old and over by racial/ethnic background, and sex. These data were then used to estimate 1976 data by applying the 1970 percentage distributions to the 1976 population estimates.

[2] 1976 estimates of the population 18 and over were obtained from Table 1 of the following publication:

Population Estimates and Projections - Estimates of the Populations of State by Age: July 1, 1975 and 1976 Advanced Report. Series P-25, No. 646, February, 1977. Bureau of the Census, U. S. Department of Commerce

[3] These data were taken from statistics annually published by the Bureau of the Census. Specifically, they were taken from: State Government Finances--Table 9: Expenditures by Type and Function, for years 1970 through 1975. Descriptions of these and other tables are contained in the following publication.

Guide to Recurrent and Special Governmental Statistics--State and Local Government Special Studies No. 62, May, 1972. Bureau of the Census, Department of Commerce.

[4] The National Association for State Student Grant Programs (NASSGP) annually conducts a survey to collect information about state-level

student aid offices and grant programs. For further information contact:

Dr. Joseph D. Boyd
Illinois State Scholarship Commission
102 Wilnot Road
Deerfield, Illinois 60015
(312) 945-1500

- [5] HEGIS - Higher Education, General Information Survey
- [6] Higher Education Data Base - FY 1967 to FY 1975 (Specifically, the Student Financial-Aid File). Data on federal student-aid program expenditures were obtained from this machine-readable source. A preliminary release version of this data base was obtained so that it could be utilized. This data base is being developed for the Office of Planning and Budget Evaluation, Office of Education, Department of Health, Education and Welfare - O.E. Contract No. 500-75-0382, titled Student Access to Postsecondary Education: Comparative Analyses of Federal State Student Aid Programs (SISFAP/Study D).
- [7] This is a reporting form used to collect annual operating information from the state offices administering the SSIG program by the federal SSIG program office.
- [8] For more information about this data source, contact:

Sales and Marketing Management Magazine
633 Third Avenue
New York, New York 10017
(212) 986-4800

DESCRIPTIVE PROFILES - SECTION/TITLE	DATA SOURCE	COMMENTS
A. Office Relationships and Program Responsibilities 1. Description of Program Offices and Agencies and Corresponding Program Responsibilities 2. Relationships of State Agencies	NASSGP - Supplemental Survey NASSGP - Supplemental Survey	
B. Office Program Management 1. State Agency Organization 2. Management Relationships Between State Agency and Other State Agencies/Institutions 3. State Program Office Definitions for Selected Terms 4. Information Flow Between State Program Office and Various Federal Offices 5. Management Staffing of State Program Offices 6. State Agency Calendar of Events for Need-Based Programs for 1976-77 School Year 7. Program and Fiscal Controls of Programs Operated by State Agency	NASSGP - Supplemental Survey NASSGP - Supplemental Survey NASSGP - Supplemental Survey NASSGP - Supplemental Survey NASSGP - Supplemental Survey NASSGP - Supplemental Survey NASSGP - Supplemental Survey	
C. Consumer-Oriented Efforts 1. Basic Program Information Need-Based Dissemination Procedures Used for State Agency Programs 2. Consumer Grievance Procedures Used for State Agency Programs	NASSGP - Supplemental Survey SSIG Program Review Record	
D. Brief Program Summaries 1. Descriptions of State-Sponsored Student Assistance Programs 2. Basic State Program Information	NASSGP - Supplemental Survey NASSGP - Supplemental Survey	
E. Criteria for Determination of Need, Award Size, Etc. 1. Student Eligibility Criteria for State Programs 2. Institutional Eligibility Criteria for State Student-Assistance Programs 3. Need Determination Criteria for State Programs 4. Award Size Determination Criteria for State Programs	NASSGP - Supplemental Survey NASSGP - Supplemental Survey NASSGP - Supplemental Survey NASSGP - Supplemental Survey	
F. Counts of Eligibles, Recipients, Applicants, Etc. 1. Number of Need-Based Grant Program Applicants 2. Number of Need-Based Grant Program Recipients and Average Award Size	NASSGP - Supplemental Survey NASSGP - Supplemental Survey	The figures shown for Average Award Size were computed by dividing the Total Dollars Awarded by the number of recipients. This calculation was done for each of the categories shown.

DESCRIPTIVE PROFILES - SECTION/TITLE	DATA SOURCE	COMMENTS
<p>6. Program Financing</p> <p>1. Sources and Distribution of Need-Based Grant Program Funds</p> <p>2. Historic State Expenditures on Student-Assistance Programs</p>	<p>NASSGP - Supplemental Survey or the Financial Status and Performance Report</p> <p>NASSGP - Supplemental Survey</p>	<p>Where the desired data (i.e. distribution of SSIG program funds by student income and institutional sector) were unavailable from the NASSGP Supplemental Survey, the second data source was used. In most cases, the distributions shown only reflect the distribution of the federal portion of the total dollars.</p> <p>These data reflect dollars awarded through state programs including both state and federal dollars for matching programs (e.g. SSIG, Vocational-Rehabilitation). Because the information collected may not have been totally comprehensive, that is, there may have been state programs which were overlooked or for which the dollars awarded data were not available, these figures may not reflect total state dollars to student-aid.</p> <p>The figures do not include BEOG or the campus based programs.</p>
<p>H. Counts of State Populations, Students, etc.</p> <p>1. State Population Profile</p>	<p>Effective Buying Income - Sales and Marketing Management-1977 Survey of Buying Power</p>	<p>Effective Buying Income: A classification exclusively developed by Sales and Marketing Management, it is personal income less personal tax and nontax payments. Personal income is the aggregate of wages and salaries, other labor income (such as employer contributions to private pension funds), proprietors' income, rental income (which includes imputed rental income of owner-occupants of nonfarm dwellings), dividends paid by corporations, personal interest income from all sources, and transfer payments (such as pensions and welfare assistance). Deducted from this total are personal taxes (federal, state, and local), nontax payments (such as fines, fees, penalties), and personal contributions for social insurance. The resultant figure is commonly known as "disposable personal income." Market Statistics removes from this figure compensation paid to military and diplomatic personnel stationed overseas to arrive at Effective Buying Income.</p>

7

DESCRIPTIVE PROFILES - SECTION/TITLE	DATA SOURCE	COMMENTS
<p>H. Counts of State Populations, Students, Etc. (continued) 1. State Population Profile (continued)</p>	<p>Population: Bureau of the Census 1970 Decennial Census</p> <p>High School Graduates: National Center for Education Statistics</p>	<p>Effective Buying Income is a bulk measurement of market potential. It indicates the general ability to buy and is essential in comparing, selecting, and grouping markets on that basis. But for products that appeal to specific income classes, the percent of households by Effective Buying Income groups should be considered.</p> <p>The population distributions-by ethnic status and by sex, were derived in the following manner. For the population 15 and over, the percent distribution by sex was taken and the percent distribution by ethnic status was derived from 1970 census data. These percentages were then applied to 1976 state population estimates (Bureau of Census) to arrive at the estimates shown.</p> <p>The data on High school graduations were obtained from published statistics.</p>
<p>2. State Postsecondary Education Student Enrollments</p>	<p>Office of Civil Rights (OCR) 1974 Higher Education Civil Rights Survey National Center for Education Statistics (NCES) 1975 Residency & Migration Survey 1975 Opening Fall Enrollment Survey (OFE) 1976 Opening Fall Enrollment Survey (OFE)</p>	<p>All figures are in terms of FTE except for the Residency-In/Out of State data which are in terms of headcount. 1 FTE = 1 full time student or 2 part-time students.</p> <p>The data on Ethnic Status were estimated by obtaining a percentage distribution of FTE enrollments by ethnic status from the 1974 OCR survey. These percentages were then applied to the 1976 ETE total enrollment (obtained from the NCES 1976 OFE survey) to obtain the distribution shown.</p> <p>The data on enrollments by sex were obtained from the NCES 1976 OFE Survey.</p> <p>The data on institutional sector were obtained from the NCES 1976 OFE survey.</p> <p>The data on student level were estimated by obtaining a percentage distribution from the NCES 1975 OFE survey and applied to the total obtained from the 1976 OFE survey. (The 1976 OFE survey did not collect data by the lower/upper division, graduate, professional categories, thus the 1975 data were utilized).</p>

DESCRIPTIVE PROFILES - SECTION/TITLE	DATA SOURCE	COMMENTS
H. Counts of State Populations, Students, etc. (Continued) 2. State Postsecondary Education Student Enrollments (Continued)		The graduate category combines graduate and professional students. The Residency-In-State/Out-of-State data were obtained directly from the NCES 1975 Residency and Migration Survey. The data shown are in terms of head count and pertain to 1975.
3. Interstate Migration of Students	National Center for Education Statistics 1975 Residency and Migration Survey	All the data shown are from the NCES 1975 Residency and Migration Survey and pertain to 1975; these data are in terms of or based on headcount data.
1. State and Federal Financing of Education 1. State Expenditure on Postsecondary Education Student Assistance	Bureau of the Census (governmental statistics program) NASSGP - Supplemental Survey	The data on state expenditures on education and state expenditures on state institutions of higher education were taken from the census data. The data on state expenditures or student financial assistance were taken from the NASSGP survey and pertain only to those programs that are specifically listed on the profile. (In many instances the data were not given for all the years.)
2. Gross Costs to Students Attending School by Postsecondary Education Sectors	NASSGP Supplemental Survey	
3. Levels of Federal and State Program Funding by Institutional Sector	Office of Planning and Budget Evaluation of OE/HEW Higher Education Data Base: FY 1967 to FY 1975 (Preliminary release) NASSGP Supplemental Survey	
4. Relative Importance of Federal and State Program Funding by Sector	Office of Planning and Budget Evaluation of OE/HEW Higher Education Data Base: FY 1967 to FY 1975 (Preliminary release) NASSGP Supplemental Survey	The data pertaining to the federal programs (BEOG, SEOG, CW-S, NDSL) pertain to FY 1974, the last year available for all sources. The data pertaining to state programs are for FY 1976 (taken from the NASSGP survey).

DOCUMENT RESUME

ED 148 227

HE 009 487

AUTHOR Smith, Mark K., Ed.; And Others
 TITLE State Descriptive Profiles of State Student-Assistance Programs. Vol. III North Carolina-Wisconsin.
 INSTITUTION Education Commission of the States, Denver, Colo.; Western Interstate Commission for Higher Education, Boulder, Colo. National Center for Higher Education Management Systems.
 SPONS AGENCY Office of Planning (DHEW/OE), Washington, D.C. Div. of Postsecondary Education Programs.
 PUB DATE [77]
 CONTRACT 300-76-0379
 NOTE 956p.; For related documents see HE 009 486 and HE 009 488

EDRS PRICE MF-\$1.67 HC-\$51.57 Plus Postage.
 DESCRIPTORS *Administrative Organization; Consumer Protection; Demography; Educational Finance; Grants; Higher Education; *Program Administration; Program Descriptions; *State Agencies; State Aid; State Federal Aid; *State Programs; *Student Characteristics; *Student Financial Aid; Tables (Data)

IDENTIFIERS North Carolina; North Dakota; Ohio; Oklahoma; Oregon; Pennsylvania; Rhode Island; South Carolina; South Dakota; State Student Incentive Grants; Tennessee; Texas; United States; Utah; Vermont; Virginia; Washington; West Virginia; Wisconsin

ABSTRACT Selected information is displayed in the form of charts, tables, and graphs about: (1) the State Student Incentive Grant (SSIG) program and other state-level student financial assistance programs; (2) the primary state agency or organization responsible for administering these programs; and (3) the general state characteristics relating to student financial aid. A series of profiles give information in nine general areas: (1) office relationships and program responsibilities; (2) office program management; (3) consumer-oriented efforts; (4) brief program summaries; (5) criteria for determination of need, award, size, etc.; (6) counts of eligibles, recipients, applicants, etc.; (7) program financing; (8) counts of state populations, students, and migration; and (9) state and federal financing of education. (HSE)

 * Documents acquired by ERIC include many informal unpublished *
 * materials not available from other sources. ERIC makes every effort *
 * to obtain the best copy available. Nevertheless, items of marginal *
 * reproducibility are often encountered and this affects the quality *
 * of the microfiche and hardcopy reproductions ERIC makes available *
 * via the ERIC Document Reproduction Service (EDRS). EDRS is not *
 * responsible for the quality of the original document. Reproductions *
 * supplied by EDRS are the best that can be made from the original. *

ED148227

Profiles of State Student Financial Aid Programs

Vol. III North Carolina-Wisconsin

146009487

U.S. DEPARTMENT OF HEALTH,
EDUCATION & WELFARE
NATIONAL INSTITUTE OF
EDUCATION

THIS DOCUMENT HAS BEEN REPRODUCED EXACTLY AS RECEIVED FROM THE PERSON OR ORGANIZATION ORIGINATING IT. POINTS OF VIEW OR OPINIONS STATED DO NOT NECESSARILY REPRESENT OFFICIAL NATIONAL INSTITUTE OF EDUCATION POSITION OR POLICY.



National Center for Higher Education
Management Systems



Education Commission of the States

STATE DESCRIPTIVE PROFILES
OF
STATE STUDENT-ASSISTANCE PROGRAMS

Compiled and Edited by
Mark K. Smith

With Technical Assistance From

Karen Ellsworth

Vickie Osgood

Ellen Romig

Developed by

The Education Commission of the States

The National Center for Higher Education Management Systems

Supported by

United States Office of Education
Office of Planning
Division of Postsecondary Education Programs
-(Contract OEC-300-76-0379)

TABLE OF CONTENTS

FOREWORD

INTRODUCTION

STATE PROFILES -- NORTH CAROLINA to WISCONSIN

APPENDIX

FOREWORD

The State Descriptive Profiles are one publication of a series sponsored by the Office of Planning. The others are Issues in State Student Grant Programs, Summary Description of the State Student Incentive Grant Programs and Other State Student Assistance Programs. There is a data tape available as well. Unfortunately, we were unable to provide information on the states of Mississippi and Wyoming. We did not include information on Puerto Rico and other outlying areas due to limitations on time and funds.

The project was a joint effort by the Education Commission of the States (ECS) and the National Center for Higher Education Management Systems (NCHEMS). The Project Director was John Lee of ECS and the Project Manager was Kent Weldon of NCHEMS.

A number of people assisted on the project but special mention should be made of Dr. Joseph Boyd, who has collected more information on state student aid programs than anybody and who shared his knowledge and data with unfailing enthusiasm.

INTRODUCTION

This document is one of a series of documents (one for each state and the District of Columbia) which displays selected information in the form of charts, tables, and graphs about:

- The State Student Incentive Grant (SSIG) program and other state-level student financial assistance programs;
- The primary state agency or organization responsible for administering these programs; and
- The general state characteristics relating to student financial aid -- college age population, postsecondary education enrollments, characteristics of applicants for and recipients of state student aid monies, etc.

This collection of data represents an information base which can be built upon and used to study the SSIG and other state student aid programs in the context in which they operate. The intent was to assemble data from a wide variety of existing data sources and to develop as broad a set of data as was possible and yet one which was manageable and comprehensible in size. The purpose was not to develop a data base to be used to address any one specific problem or issue in the context of state student financial aid, but to develop an information base which would be useful in beginning analyses of any of the current issues in this context.

This document presents information pertaining only to one state. For comparisons between states, the reader is urged to obtain the State Descriptive Profiles pertaining to each of the states of interest.

There is also a companion document to this series of individual state profiles which presents summary data on all fifty states and the District of Columbia.

Data Sources

The data presented in the profiles were taken from a number of sources. A complete discussion of data sources is contained in an appendix to this document.

The Profiles

The remainder of this document contains twenty-six profiles which present information in nine general areas. Each of these areas are briefly described below, including the titles of the profiles presented in each of the areas.

A. Office Relationships and Program Responsibilities

These profiles present a statewide view of the agencies/organizations involved in administering the state student financial aid programs.

1. Descriptions of Program Offices and Agencies and Corresponding Program Relationships
2. Relationships of State Agencies

B. Office Program Management

A detailed look at the agency/organization which is primarily responsible for the management of the SSIG and possibly other state programs, and the context in which this agency operates is given.

1. State Agency Organization
2. Management Relationships Between the State Agency and Other State Agencies/Institutions
3. State Program Office Definitions for Selected Terms
4. Information Flow Between the State Program Office and Various Federal Offices
5. Management Staffing of State Program Offices
6. State Agency Calendar of Events for Need-Based Programs for 1976-77 School Year
7. Program and Fiscal Controls of Programs Operated by State Agency

C. Consumer-Oriented Efforts

An explanation of the content of and the mechanisms through which information about programs is disseminated to students and parents.

1. Basic Need-Based Program Information Dissemination Procedures Used for State Agency Programs

D. Brief Program Summaries

These profiles present individual descriptions of the state sponsored programs:

1. Descriptions of State-Sponsored Student Assistance Programs
2. Basic State Program Information

E. Criteria for Determination of Need, Award Size, Etc.

These profiles present more specific information about the operation of each of the programs:

1. Student Eligibility Criteria for State Programs
2. Institutional Eligibility Criteria for State Student-Assistance Programs
3. Need Determination Criteria for State Programs
4. Award Size Determination Criteria for State Programs

F. Counts of Eligibles, Recipients, Applicants, Etc.

These profiles present statistics about the applicants and recipients of program awards.

1. Number of Need-Based Grant Program Applicants
2. Number of Need-Based Grant Program Recipients and Average Award Size

G. Program Financing

Information about state support for student financial aid programs is presented.

1. Sources and Distribution of Need-Based Grant Program Funds
2. Historic State Expenditures on Student-Assistance Programs

H. Counts of State Populations, Students, Etc.

These profiles present information about the potential target population of the student aid programs.

1. State Population Profile
2. State Postsecondary Education Student Enrollments
3. Interstate Migration of Students

I. State and Federal Financing of Education

These profiles provide additional information about state support of student financial aid as well as information about federally supported programs for an overall perspective of student aid within the state.

1. State Expenditure on Postsecondary Education Student Assistance
2. Gross Costs to Students Attending School by Postsecondary Education Sectors
3. Levels of Federal and State Program Funding by Institutional Sector
4. Relative Importance of Federal and State Program Funding by Sector

DESCRIPTIONS OF PROGRAM OFFICES AND AGENCIES AND CORRESPONDING PROGRAM RESPONSIBILITIES

NORTH CAROLINA A1

The State Education Assistance Authority was created by the General Assembly for the purpose of operating and administering statewide programs of student assistance for postsecondary education. The Board of Directors is composed of seven members appointed by the Governor for staggered terms. The General Administration of the University of North Carolina provides the secretariat.

1. Student Incentive Grants
2. Insured Student Loan Program
3. Legislative Tuition Grants
4. Board of Governors' Medical Scholarship Program
5. Turrentine Foundation Scholarships
6. Brooks Foundation Scholarships

The Department of Human Resources is an executive department of state government responsible for most state level government programs designed to assist residents in the field of human welfare.

1. Educational Loans for Medical and Related Studies
2. Plan Assuring College Education in North Carolina (RACE, Inc.)

Division of Vocational Rehabilitation Services of the Department of Human Resources

1. Vocational Rehabilitation Training Programs

Department of Military and Veterans Affairs, Division of Veterans Affairs

1. Scholarships for Children of War Veterans

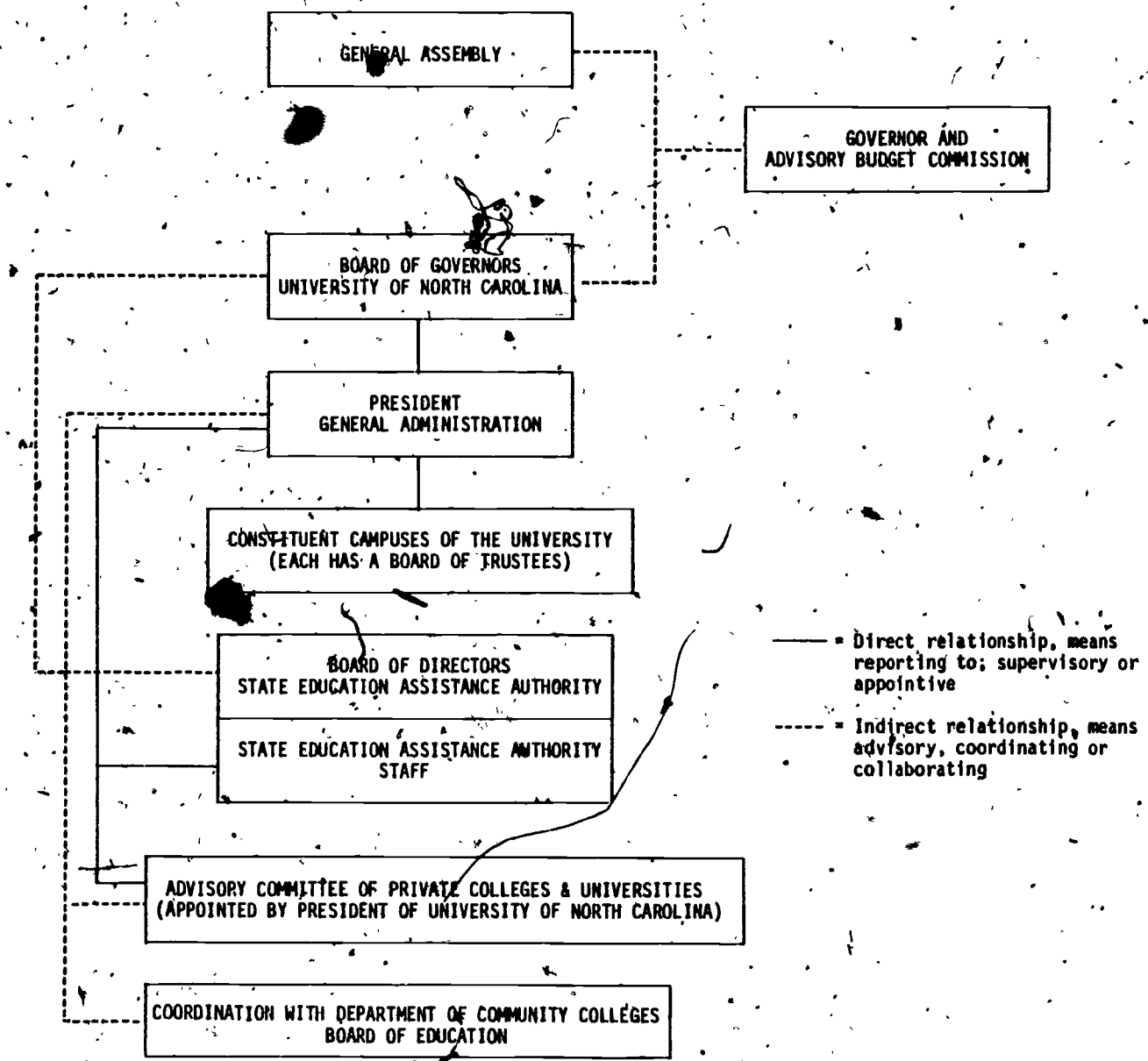
Department of Education

1. State Teachers Scholarship/Loans for Prospective Teachers and Teachers of Mentally Retarded

The University of North Carolina, General Administration

1. State Contractual Scholarship Fund for Needy North Carolinians enrolled in N.C. private colleges and universities.

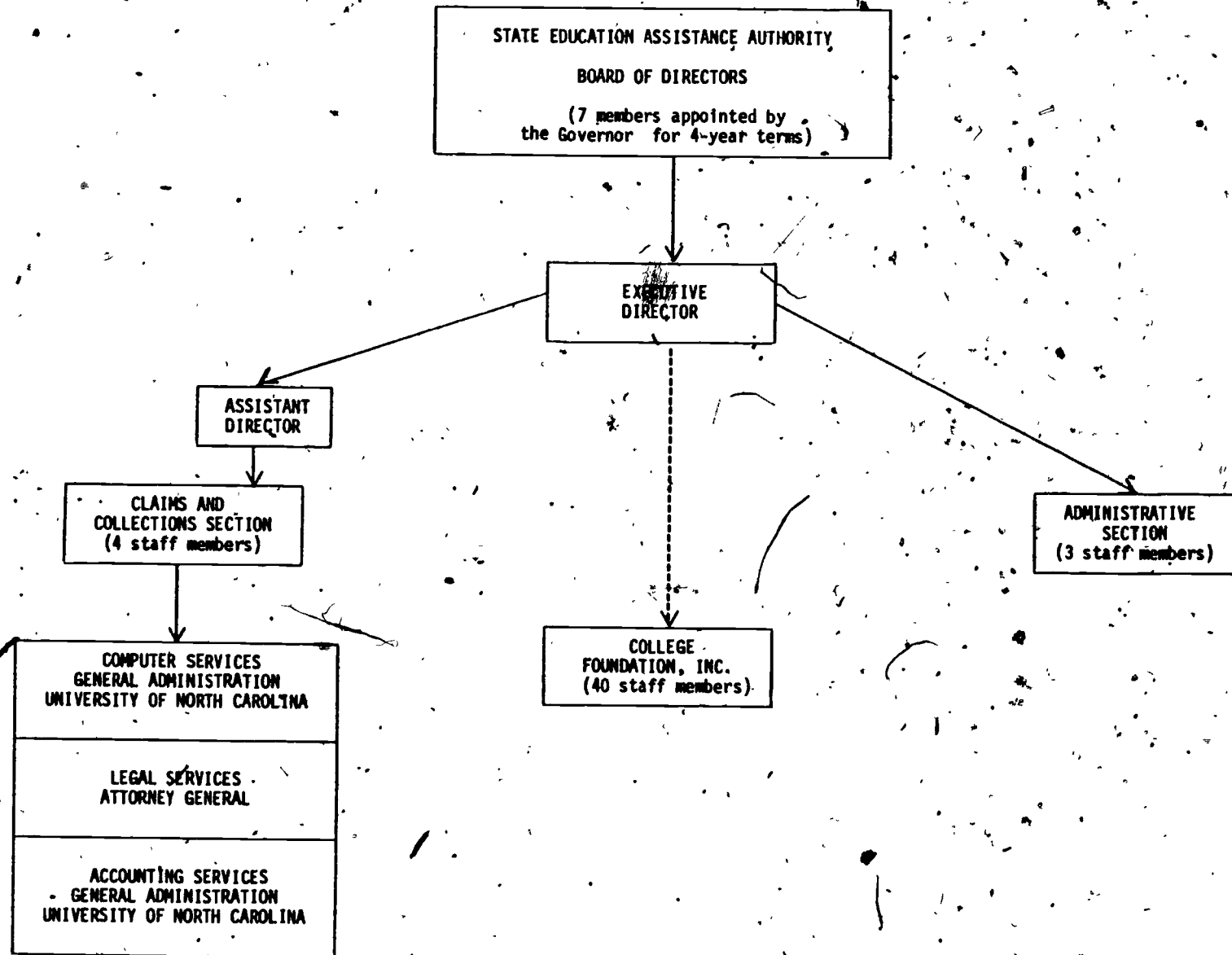
RELATIONSHIPS OF STATE AGENCIES



- Direct relationship, means reporting to; supervisory or appointive
- Indirect relationship, means advisory, coordinating or collaborating

STATE AGENCY ORGANIZATION

NORTH CAROLINA B1



MANAGEMENT RELATIONSHIPS BETWEEN THE STATE AGENCY AND OTHER STATE AGENCIES/INSTITUTIONS

NORTH CAROLINA B2

<u>WHO ACCOMPLISHES THE FOLLOWING?</u>	<u>STATE PROGRAM OFFICE</u>	<u>INSTITUTIONAL FINANCIAL AID OFFICER</u>	<u>OTHER OFFICES OR AGENCIES</u>
Processing of Applications			
• Verification of Student Application Information	x ¹		
• Identification of Eligible Recipients	x ¹		
• Determination of Award Size	x ¹		
• Assignment of Priority to Awards	x ¹		
• Formally Approves Award	x ¹		
Makes Payment to Student (or Credits Student Account)	x ¹		
Makes Post-Award Adjustments	x ¹		
Initiates the Prosecution of Possible Fraudulent Student Applications	x ²		
Publicizes Award Availability	x	x	

¹ College Foundation, Inc. (CFI) is a private, not-for-profit educational corporation chartered by the North Carolina Council of State for the purpose of state-wide student aid administration. The State Education Assistance Authority contracts with CFI for certain operational duties in administering the Authority's aid programs. The Foundation also acts as a service agency for associations, colleges and universities, foundations, corporations and other organizations sponsoring student aid programs. The foundation acts for and on behalf of the programs administered for the State under policy set by the Authority Board.

² State Attorney General.

STATE PROGRAM OFFICE DEFINITIONS FOR SELECTED TERMS

NORTH CAROLINA B3

DEFINITIONS USED BY STATE PROGRAM OFFICES	STATE DEFINITION SPECIFIED BY	STATE DEFINITION COMMONLY USED BY ALL INSTITUTIONS		STATE DEFINITION CONSISTENT ACROSS ALL STATE PROGRAMS
		PUBLIC	PRIVATE	
Half-Time Student - Not applicable--A student enrolled for the equivalent of 12 college quarter or semester hours of academic credit is defined as full-time.	Interpretation			Yes ¹
State Resident - A student must be legally domiciled in the State for the immediately preceding 12 months and whose presence in the State is for a purpose other than enrollment in a post-secondary educational institution in this State.	Law and Interpretation	Yes	Yes	Yes
Independent Student -	Interpretation ²			
Non-Profit Institution - A public institution created by an appropriate public governing authority or a corporation or institution which qualifies as non-profit under paragraph 501(c)(3) of the Internal Revenue Code.	Interpretation			
Satisfactory Academic Progress - The program requires that recipients be in "good standing" and enrolled and matriculated in an approved program at the eligible institution. North Carolina accepts the respective institution's definition of satisfactory academic progress.	Interpretation			
United States Citizenship - The program requires citizenship or a permanent resident alien visa and North Carolina legal residence. ³	Law and Interpretation	Yes	Yes	Yes

¹ Except insured student loan program.
² Accepts the definition of the U.S. Office of Education.
³ Certain Indochina refugees are included under an act of the 1977 General Assembly.

INFORMATION FLOW BETWEEN THE STATE PROGRAM OFFICE AND VARIOUS FEDERAL OFFICES

NORTH CAROLINA B4

	<u>TYPE OF INFORMATION PROVIDED BY STATE STUDENT-AID AGENCY</u>	<u>TYPE OF INFORMATION RECEIVED BY STATE STUDENT-AID AGENCY</u>	<u>PERCEPTION OF ADEQUACY OF INFORMATION FLOW</u>	
<u>FEDERAL OFFICES</u>				
SSIG Office	Summaries Regulations	Summaries Regulations	Adequate	
BEOG Office	Not Applicable	Summaries Regulations	Marginal	
Regional OE Student-Assistance Office (Campus-Based Programs)	Not Applicable	Not Applicable	No Contact	
Washington OE Office (Campus-Based Programs)	Not Applicable	Summaries Regulations	Marginal	
FISL/GSL Office	Summaries Regulations	Summaries Regulations	Adequate	
<u>STATE/INSTITUTIONAL OFFICES</u>				
Public Institutions	Summaries Recipients	Regulations Terminations	Summaries Verifications	Adequate
Private Institutions	Summaries Recipients	Regulations Terminations	Summaries Verifications	Adequate
Governor/Budget Office	Summaries	Not Applicable	Not Applicable	Adequate
State Legislature (Including Committee Staffs)	Summaries	SSIG Matching	Not Applicable	Adequate

1 Plus specific data requests.

MANAGEMENT STAFFING OF STATE PROGRAM OFFICES

NORTH CAROLINA B5

<u>MANAGEMENT FUNCTION</u>	<u>PERCENTAGE OF STAFF EFFORT</u>	<u>STAFF ASSISTANCE FROM OTHER AGENCIES</u> <u>COMMENTS</u>
APPLICATIONS PROCESSING (Includes verification of student information, need analysis, award determination, etc.)	50 ¹	From institutions as required by Federal and State regulations.
RESPONDING TO REQUESTS FOR INFORMATION (Includes federal requests for information, parent/student inquiries, testimony in hearings, etc.)	10 ¹	Institutions--limited
PROGRAM REVIEW (Includes on-site visits to institutions, formal/informal audits, etc.)	2 ¹	State audits, institutions
PUBLIC RELATIONS AND INFORMATION DISSEMINATION (Includes parent/student workshops, work on promotional literature, etc.)	5 ¹	
GENERAL ADMINISTRATION (Includes executive personnel, staff training and development, regulations and guidelines, preparation of summary statistics, etc.)	10 ¹	
OTHER MANAGEMENT ACTIVITIES (Includes any special staff activities which do not clearly fall in one of the above categories)	23 ¹	

¹ Response considered a "best guess."

STATE AGENCY CALENDAR OF EVENTS FOR NEED-BASED PROGRAMS FOR 1976-77 SCHOOL YEAR

NORTH CAROLINA B6

MONTH/YEAR

EVENTS

Biennial budget (1975-77) NOVEMBER 1974 Agency budget presented to governors office or budget bureau (as a part of the unified budget request of the University of North Carolina system).

JANUARY 1975 Agency budget presented to legislature

JANUARY 1976 Agency makes student-aid applications available

MARCH 1976 Agency completes planning workshops for students or counselors

APRIL 1976 Deadline for student-aid applications

JUNE 1976 Legislature appropriates student assistance funds

After the Legislature passes the budget

JUNE-JULY 1976 Agency (or institutions) announces award winners

MAY 1977 Last date at which award changes and adjustments are made

PROGRAM AND FISCAL CONTROLS OF PROGRAMS OPERATED BY STATE AGENCY

NORTH CAROLINA B7

<u>PROGRAM CONTROLS</u>	<u>CONTROL USED SAMPLE OR TOTAL POPULATION STUDIED</u>	<u>AGENCY/OFFICE UNDERTAKING CONTROLS</u>	<u>SPECIAL ACTIONS COMMENTS</u>
A. <u>Control on Student Application Data Accuracy</u>			
1. Match Against Tax Forms?	Yes, All	Institution, State	Note 1
2. Match Against BEOG Applications?	Yes, All	State	
3. Match Against Institutional Student Records?	Yes, Any	State	Refer to Attorney General
4. Warnings of Prosecution?			
5. Prosecution?			
B. <u>Controls on Attendance and/or Progress</u>			
1. Check on Enrollment/Initial Attendance?	Yes, All	Institution, State	Note 1
2. Check on Mid-Term Attendance?	Yes, All ² (multiple disbursement)		
3. Check on Course Completion?	Yes, All ²	State	
4. Check on Academic Progress Before Award?	Yes, All	State	
5. Partial Awards?			
C. <u>Controls on Award Size</u>			
1. Check to Make Sure Other Awards Actually Made?			
2. Match Against BEOG, Campus-Based Award Files?			
3. Re-Check to Ensure Award Adjustments Actually Made?	Yes, All	Institution, State	
4. Second Review of Aid Packages?	Yes ³	State	
D. <u>Controls on Institutional Student-Aid Operations</u>			
1. Independent Program Audits?			
2. Aid Officer Bonding?			
3. Aid Officer Certification?	Not Applicable	Not Applicable	
4. Double Signatures on All Fund Transfers?			
E. <u>Controls on Central Administrative Staff Operations</u>			
1. Independent Program Audits?	Yes, All	State	
2. Bonding of Staff Members?	Yes, Top Management	State	
3. Double Signatures on All Fund Transactions?	Yes, All	State	

¹ Proof required of individual to clarify situation.

² On loan program only.

³ Only if indication of overawarding.

PROGRAM INFORMATION DISSEMINATION PROCEDURES USED FOR STATE NEED BASED PROGRAMS

NORTH CAROLINA C1

TYPE OF INFORMATION PROVIDED

<u>INFORMATION PROVIDED THROUGH</u>	<u>APPLICATION FORMS</u>	<u>ELIGIBILITY CONDITIONS</u>	<u>FILING/CLOSING DATES FOR STATE PROGRAMS</u>	<u>INFORMATION ON THE COST OF ATTENDANCE AT VARIOUS TYPES OF INSTITUTIONS</u>	<u>INFORMATION ABOUT APPLYING FOR AID FROM OTHER SOURCES</u>	<u>INFORMATION ON PENALTIES FOR PROVIDING FRAUDULENT DATA</u>
1. High School Counselors	X	X	X		X	X
2. College Financial-Aid Officers	X	X	X	X	X	X
3. Direct Mailings to Graduating High School Students or Parents						
4. High School Meetings or Workshops	X	X	X	X	X	X
5. College Admissions Office		X	X			
6. Newspaper Ads						
7. Radio, Television Ads						
8. Social Service Agencies (Selected)	X	X	X		X	
9. Other (Please Specify)						

DESCRIPTIONS OF STATE-SPONSORED STUDENT ASSISTANCE PROGRAMS

NORTH CAROLINA

D1

North Carolina Student Incentive Grants - A grant program to meet up to one-half of remaining "need" of students with "substantial financial need" after BEOG, EPC (Expected Parental Contribution), and other non-institutional financial aid sources are considered. Recipients must be state residents attending in-state schools, including proprietary schools with associate degree programs only, and licensed by the Board of Governors, The University of North Carolina.

North Carolina Insured Student Loan Program - A program to provide low interest, long term student loans to resident students showing the need to meet educational costs. Recipients may attend in-state or out-of-state schools. This program is the Guaranteed Student Loan Program in North Carolina.

North Carolina Legislative Tuition Grants - A program for capitation grants to residents who desire to enroll in a state private college or university on a full-time basis in any area of study except religious study.

Board of Governors' Medical Scholarship Program (BGMS) - A grant program to provide a competitive scholarship for financially disadvantaged resident students who desire the degree of doctor of medicine from an in-state medical school and who intend to practice medicine in North Carolina.

Turrentine Foundation Scholarships - A grant fund established by the late Dr. John W. Turrentine to encourage residents of Alamance County (North Carolina) to enroll at any of three campuses of the University of North Carolina system--Chapel Hill, Greensboro or North Carolina State University. This is a need-based scholarship (grant).

Brooks Foundation Scholarships - A program of competitive scholarships available to residents of eleven North Carolina counties if those residents are accepted at and enroll in any of three campuses of the University of North Carolina system--Chapel Hill, Greensboro, North Carolina State University. Recipients must exhibit character, financial need, leadership, and determination to succeed.

State Teachers Scholarship/Loans for Prospective Teachers and Teachers of Mentally Retarded - A scholastic conditional scholarship/loan program to encourage enrollment of resident students in in-state teacher education programs which have manpower shortages and mentally retarded areas.

Educational Loans for Medical and Related Studies - A scholastic conditional scholarship/loan program to encourage resident students to enter the health professions to fill shortages in medically underserved areas of North Carolina. Recipients must enroll in primary medical care at public or private universities and four-year institutions, either in-state or some selected out-of-state schools.

North Carolina Scholarships for Children of War Veterans - A grant program consisting of five programs designed to assist resident dependents of Veterans/POWs/MIAs to meet the expenses of postsecondary education. Recipients must exhibit need, scholastic ability, and community activity and enroll in in-state schools.

State Contractual Scholarship Fund for Needy North Carolinians - A grant program to assist needy North Carolinians to attend in-state private colleges and universities for any area of study except religious study. Participating private colleges receive appropriations based on FTE North Carolina enrollment to administer as a scholarship fund. Schools select recipients and set award amount.

Plan Assuring College Education in North Carolina (PACE-I.N.C.) - A term-time and summer work-study program placing college and university students in jobs in local community agencies (non-profit). Institutions put up Federal CWSP funds which are matched (20%) by local agencies. This is a need-based program.

Vocational Rehabilitation Training Programs - A grant program to provide assistance to the financially needy handicapped for training to the entry level of the vocation desired.

Tuition Remission Programs - Programs permitting reduced tuition rates in the public in-state senior institutions for students of special talent who are recruited by the institutions for their talent, for older citizens and for other specialized categories.

BASIC STATE PROGRAM INFORMATION

NORTH CAROLINA D2

Programs	Year	Number of Awards	Average Full-Time Award Size	Total Dollars Awarded	Eligible Population
<u>Need-Based</u>					
<u>Grants</u>					
North Carolina Student Incentive Grants (NCSIG)	1975-76	1,099	\$ 778	\$ 854,964	Resident Undergraduates
Board of Governors' Medical Scholarship Program (BGMS)	1974-75	15	Note 1	\$ 89,826	Resident Medical Graduate Students
	1975-76	28	Note 1	\$ 168,944	
Turrentine Foundation Scholarships	1974-75	115	\$ 631	\$ 72,550	Alamance County Residents Attending Selected Schools
	1975-76	136	\$ 754	\$ 102,485	
Brooks Foundation Scholarships	1970-71	52	\$ 800	\$ 41,600	Selected County Residents Attending Selected Schools
	1975-76	52	\$ 900	\$ 46,800	
State Contractual Scholarship Fund for Needy North Carolinians ²	1972-73	--	--	\$1,016,848	Resident Undergraduates
	1973-74	--	--	\$4,380,032	
	1974-75	--	--	\$4,230,900	
	1975-76	8,835	\$ 477	\$4,214,855	
Vocational Rehabilitation Training Programs ³	1970-71	3,198	Not	\$1,322,822	All Handicapped* Students
	1975-76	3,563	Applicable	\$1,234,591	
<u>Loans</u>					
North Carolina Insured Student Loan Program (NCISLP)	1970-71	4,812	\$ 700	\$3,480,000	All Resident Students
	1975-76	5,936	\$1,090	\$6,400,000	
State Teachers Scholarship/Loans for Prospective Teachers and Teachers of Mentally Retarded	1970-71	538/55 ⁴	\$600/900 ⁴	\$322,800/49,500 ⁴	Resident Undergraduate Teachers in Shortage Programs and of Mentally Retarded
	1975-76	216/27	\$ 900	\$194,400/24,300	
Educational Loans for Medical and Related Studies	1970-71	524	\$1,224	\$ 641,139	Selected Health Profession Resident Students
	1975-76	536	\$2,764	\$1,481,383	
<u>Work-Study</u>					
Plan Assuring College Education in North Carolina, PACE-I.N.C.	1970-71	2,156	\$ 700	\$1,700,000	All Students
	1975-76	2,270	\$ 615	\$1,397,008	

BASIC STATE PROGRAM INFORMATION

NORTH CAROLINA D2

<u>Programs</u>	<u>Year</u>	<u>Number of Awards</u>	<u>Average Full-Time Award Size</u>	<u>Total Dollars Awarded</u>	<u>Eligible Population</u>
<u>Non Need-Based</u>					
North Carolina Legislative Tuition Grants (NCLTG)	1975-76	22,238	\$200	\$4,029,065	Resident Undergraduates Attending Private Institutions in N.C.
North Carolina Scholarships for Children of War Veterans	1970-71 ⁵	429	Not	\$1,154,780	Resident Dependents of Veterans/POW/MIA
	1975-76	650	Applicable	\$2,041,293	
Tuition Remission Programs	1975-76	2,381	Not Applicable	\$2,771,809	Special Selected Students

¹ Each BGMS award pays tuition and required fees at the North Carolina medical school of the student's choice plus a \$4,000 per year stipend.

² Before 1975-76, participating schools had to agree to spend an amount at least equal to the amount provided by the state. In 1975-76, a special fund was required to be established at each school. Grants to students are then made from this fund. Under this program, the state contracts with the private colleges to administer a fund to assist the needy residents who wish to enroll. The schools select the recipients and set the award level. They must use a standard need analysis process.

³ A needs test of a kind is applied in that the family's financial resources are reviewed to determine the extent of the assistance needed. The test is one used by the agency for this program.

⁴ Left column = program for teachers; Right column = program for teachers of the mentally retarded.

⁵ Awards are calendar year; dollars are fiscal year.

STUDENT ELIGIBILITY CRITERIA FOR STATE PROGRAMS

NORTH CAROLINA E1

<u>Programs</u>	<u>Acceptable Residency Status</u>	<u>Acceptable Attend. Status</u>	<u>Acceptable Student Levels</u>	<u>Special Priority to Cont'g. Awards</u>	<u>Income Limits</u>	<u>Need Limits</u>
Need-Based						
Grants						
North Carolina Student Incentive Grants (NCSIG)	Residents attending In-State	Full-Time	All Under-graduates	Yes	\$15,000 ¹	\$400
Board of Governors' Medical Scholarship (BGMS)	Residents attending In-State	Full-Time	MD Graduates	Not Applicable	Not Applicable	Not Applicable
Turrentine Foundation Scholarships	Alamance County Residents Only	Full-Time	All Under-graduates	Yes	Not Applicable	\$200/year
Brooks Foundation Scholarships	Residents of 11 Selected N.C. Counties	Full-Time	All Under-graduates	Yes	Not Applicable	Not Applicable
State Contractual Scholarship Fund for Needy North Carolinians	Residents attending In-State	Part-Time	All Under-graduates	Not Applicable	See Note 2 - Table D2	
Vocational Rehabilitation Training Programs	Residents attending In/Out of State & Non-Residents	Full-Time	All Students	Yes	Not Applicable	Not Applicable
Loans						
North Carolina Insured Student Loan Program (NCISLP)	Residents attending In/Out of State	Full-Time Half-Time	All	Yes	\$25,000 ²	\$200/year
State Teachers Scholarship/Loans for Prospective Teachers and Teachers of Mentally Retarded	Residents attending In-State	Full-Time	All Under-graduates	Yes	Not Applicable	Not Applicable
Educational Loans for Medical and Related Studies	Residents attending In/Out of State	Full-Time	All Students (except Ph.D.)	Yes	Not Applicable	Not Applicable
Work-Study						
Plan Assuring College Education in North Carolina (PACE-I.N.C.)	Residents attending In/Out of State & Non-Residents	Half-Time	All Students	No	Not Applicable	Not Applicable



STUDENT ELIGIBILITY CRITERIA FOR STATE PROGRAMS

NORTH CAROLINA E1

<u>Programs</u>	<u>Acceptable Residency Status</u>	<u>Accept- able Attend. Status</u>	<u>Acceptable Student Levels</u>	<u>Special Priority to Conf'g. Awards</u>	<u>Income Limits</u>	<u>Need Limits</u>
<u>Non Need-Based</u>						
North Carolina Legislative Tuition Grants (NCLTG)	Residents attending Full-Time In-State		All Under- graduates	Not Applicable	Not Applicable	Not Applicable
North Carolina Scholarships for Children of War Veterans	Residents attending Full-Time In-State		All Students	No	Not Applicable	Not Applicable
Tuition Remission Programs	Residents attending Full-Time In-State and Non- Residents		All Students	Not Applicable	Not Applicable	Not Applicable

¹ Unless unusual circumstances.

² Adjusted Family Income.

INSTITUTIONAL ELIGIBILITY CRITERIA FOR STATE STUDENT-ASSISTANCE PROGRAMS

Programs	University and 4-Year Colleges	Community/ Junior Colleges	Voc./Tech. Schools	Proprietary	Special Types of Institutions
Need-Based					
Grants					
North Carolina Student Incentive Grants (NCSIG)	Public Private	Public	Public	Yes ¹	Yes ¹
Board of Governors' Medical Scholarship Program (BGMS)	Public Private	No	No	No	4-Year Institutions with Medical Schools
Turrentine Foundation Scholarships	Public ²	No	No	No	No
Brooks Foundation Scholarships	Public ²	No	No	No	No
State Contractual Scholarship Fund for Needy North Carolinians	Private	Private	No	No	No
Vocational Rehabilitation Training Programs	Public Private	Public	Public	Yes	No
Loans					
North Carolina Insured Student Loan Program (NCISLP)	Public Private	Public	Public	Yes	Yes
State Teachers Scholarship/Loans for Prospective Teachers and Teachers of Mentally Retarded	Public ³ Private ³	Public ³ Private ³	No	No	No
Educational Loans for Medical and Related Studies	Public Private	No	No	No	No
Work-Study					
Plan Assuring College Education in North Carolina (PACE-I.N.C.)	Public Private	Public	Public	Yes	No
Non Need-Based					
North Carolina Legislative Tuition Grants (NCLTG)	Private	Private	No	No	No
North Carolina Scholarships for Children of War Veterans	Public Private	Public	Public	No	No
Tuition Waiver Programs	Public	No	No	No	No

¹ Associate Degree programs only. Must be licensed by Board of Governors, The University of North Carolina,
² Only UNC-Chapel Hill, UNC-Greensboro, or N.C. State University.
³ Only those with teacher education programs.

NEED DETERMINATION CRITERIA FOR STATE PROGRAMS

NORTH CAROLINA E3

<u>Programs</u>	<u>Program Definition of Need</u>	<u>Is BEOG Application Required?</u>	<u>Expected Family Contribution (EFC) Method</u>	<u>Student Budget includes What Items?</u>
Need-Based				
Grants				
North Carolina Student Incentive Grants (NCSIG)	EPC of \$600 or less	Yes	Uniform Methodology	Tuition/Fees Room/Board
Board of Governors' Medical Scholarship Program (BGMS)	Neediest of 30 submissions plus other factors	Not Applicable	GAPSFAS	Tuition/Fees Room/Board Books Transportation General Student Costs
Turrentine Foundation Scholarships	Determined by each participating school	Yes	Uniform Methodology	Tuition/Fees Room/Board Books Transportation General Student Costs
Brooks Foundation Scholarships	Defined by the receiving school	No	Uniform Methodology	Tuition/Fees Room/Board Books
State Contractual Scholarship Fund for Needy North Carolinians	Determined by school consistent with their student aid program	Note 2	Decided by each school ³	Tuition/Fees Room/Board Books Transportation General Student Costs
Vocational Rehabilitation Training Programs	Information Not Given	Yes	Not Given	Tuition/Fees Room/Board Books Transportation General Student Costs
Loans				
North Carolina Insured Student Loan Program (NCISLP)	Inadequate financial resources to meet cost of education	No	CSS Standard	Tuition/Fees Room/Board Books Transportation General Student Costs

NEED DETERMINATION CRITERIA FOR STATE PROGRAMS

NORTH CAROLINA E3

<u>Programs</u>	<u>Program Definition of Need</u>	<u>Is BEOG Application Required?</u>	<u>Expected Family Contribution (EFC) Method</u>	<u>Student Budget Includes What Items?</u>
State Teachers Scholarship/Loans for Prospective Teachers and Teachers of Mentally Retarded	Need of at least \$900 under standard need analysis	No	CSS Standard	Tuition/Fees Room/Board Books Transportation General Student Costs
Educational Loans for Medical and Related Studies	Information Not Given	No	ACT Standard	Tuition/Fees Room/Board Books Transportation General Student Costs
<u>Work-Study</u>				
Plan Assuring College Education in North Carolina (PACE-I.N.C.)	Defined by each participating school.	No	None	Tuition/Fees Room/Board Books Transportation General Student Costs

¹ Can also meet Books, Transportation and General Student Costs--but usually covers those listed above.

² If school requires it.

³ Each school must use a need analysis system approved by the State Education Assistance Authority (CSS or ACT standards).

AWARD SIZE DETERMINATION CRITERIA FOR STATE PROGRAMS

NORTH CAROLINA E4

<u>Program</u>	<u>Maximum Award Size?</u>	<u>What Award Size Determination Method is Used?</u>	<u>How is Award Priority Determined?</u>	<u>Who Ultimately Determines Award Amount?</u>
Need-Based				
Grants				
North Carolina Student Incentive Grants (NCSIG)	\$1,500	Relative need basis; costs less EPC, self-help (minimum of student's summer earnings expectation), BEOG, other identified, non-institutional aid.	(1) Renewals; (2) Entering freshmen; (3) All other enrolled students: considered in order by date completed, lowest EPC considered first.	State
Board of Governors' Medical Scholarship Program (BGMS)	\$4,000/Year stipend plus tuition and required fees	Stipend (\$4,000) plus tuition and fees at selected medical school.	(1) Greatest need; (2) Desire to practice in N.C. after graduation.	Institution and State
Turrentine Foundation Scholarships	\$1,200	Individual student aid package determined by participating schools.	(1) Renewals; (2) New Alamance County freshmen; (3) Any one-time (on a year-by-year basis) awards to Alamance County residents.	Institution
Brooks Foundation Scholarships	\$900/Year	A fixed amount	Best 13 candidates from 39 nominees submitted by selected counties.	Brooks Foundation Trustees
State Contractual Scholarship Fund for Needy North Carolinians	Not set by State	Varies with aid practice of each participating school.	Varies with aid practice of each participating school.	Institution
Vocational Rehabilitation Training Programs	\$1,500 for room & Board + Tuition not to exceed tuition at public institutions	Cost of instruction desired by individual subject to "Maximum Award Size."	Most severely handicapped served first.	State
Loans				
North Carolina Insured Student Loan Program (NCISLP)	\$2,500/Year; \$15,000 Total all years	Comparison of financial resources with cost of education--not more than one-half cost of an undergraduate can be met by loan during Freshman year.	(1) Renewals; (2) All others in order of date completed.	State through the Lender

C O N T I N U E D

AWARD SIZE DETERMINATION CRITERIA FOR STATE PROGRAMS

NORTH CAROLINA E4

<u>Programs</u>	<u>Maximum Award Size?</u>	<u>What Award Size Determination Method Is Used?</u>	<u>How Is Award Priority Determined?</u>	<u>Who Ultimately Determines Award Amount?</u>
<u>Loans (Continued)</u>				
State Teachers Scholarships/Loans for Prospective Teachers and Teachers of Mentally Retarded	\$ 900	Cost of education vs. student and family financial resources.	By academic area; the neediest who have applied within stated period of time.	State
Educational Loans for Medical and Related Studies	\$4,000/Year	(1) Need; (2) Area of medical study; (3) Intent to practice in N.C.; (4) Personal attributes.	Applicants are arranged by medical field and neediest within fields are aided until funds are exhausted.	State
<u>Work-Study</u>				
Plan Assuring College Education in North Carolina (PACE-I.M.C.)	Not Applicable	Defined by each participating school consistent with aid package.	Defined by each participating school.	Institution
<u>Non Need-Based</u>				
North Carolina Legislative Tuition Grants (NCLTG)	\$300/Year	A capitation system--fixed amount by term.	All students at an eligible campus who are (1) N.C. residents; (2) Enrolled in degree program on full-time basis;* (3) Who file an application with the school within specified period.	State
North Carolina Scholarships for Children of War Veterans	\$1,500 Public/ \$930 per Year	State agency establishes classifications; then ranges of aid are subject to classification	Not Applicable	State
Tuition Remission Programs	\$ 600	Not Applicable	Not Applicable	Not Applicable

* Degree programs designed primarily for career preparation in a religious vocation are not eligible.

NUMBER OF NEED-BASED GRANT PROGRAM APPLICANTS

NORTH CAROLINA

F1

DATA NOT APPLICABLE

INDEPENDENTS	\$0- 5,999	\$6,000- 8,999	\$9,000- 11,999	\$12,000- 14,999	\$15,000- 19,999	\$20,000- & Over
	DEPENDENTS					

Income Level

DATA NOT APPLICABLE

WHITE	BLACK	HISPANIC	AMERICAN INDIAN	ASIAN	OTHER
<u>Ethnic Status</u>					

DATA
NOT APPLICABLE

MEN	WOMEN
<u>Sex</u>	

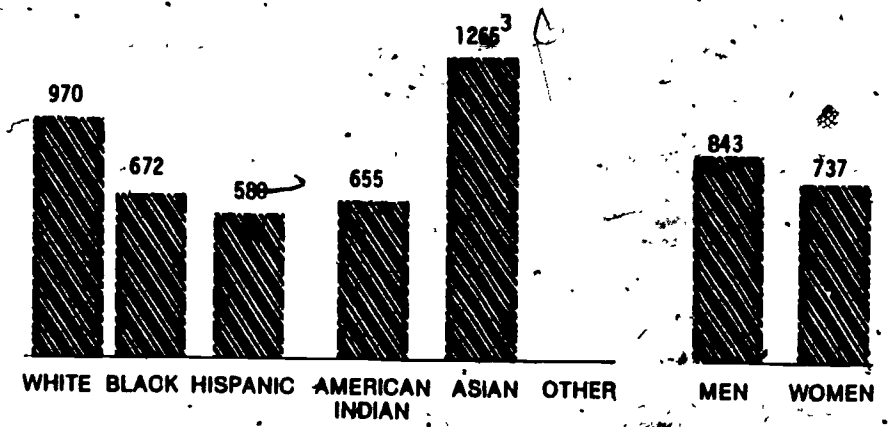
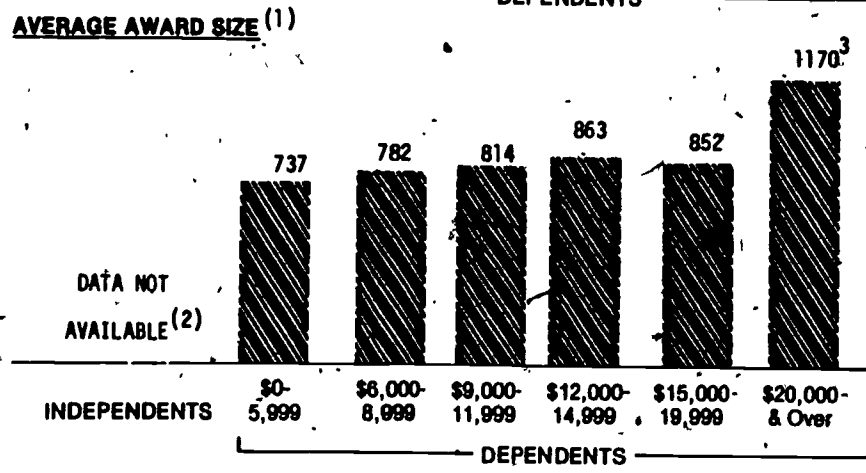

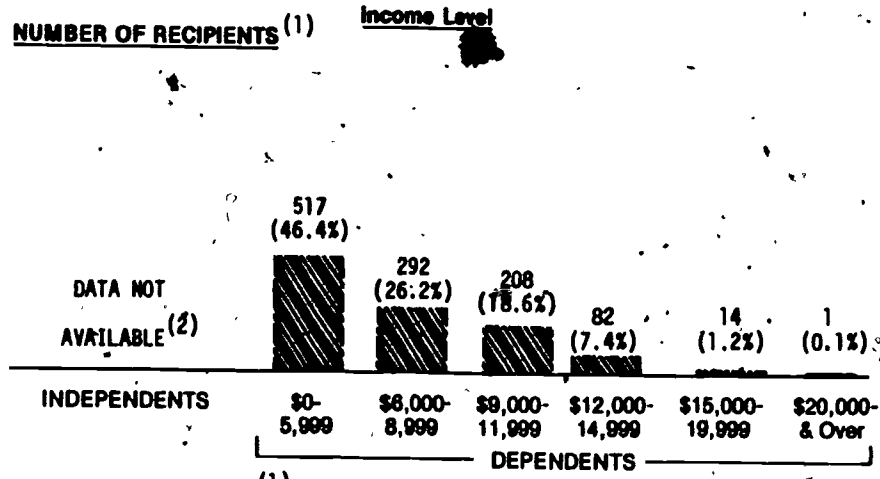
NUMBER OF NEED-BASED GRANT PROGRAM RECIPIENTS AND AVERAGE AWARD SIZE

F2

NORTH CAROLINA

THESE FIGURES FOR THE 1975-76 SCHOOL YEAR PERTAIN TO:

• NORTH CAROLINA STUDENT INCENTIVE GRANTS



(1) These data does not include cancellatfons and adjustments.
 (2) The distribution of awards by student income categories includes awards made to both dependent and independent stydents. The data available did not distinguish between dependent and independent students.
 (3) Small sample.

SOURCES AND DISTRIBUTION OF NEED-BASED GRANT PROGRAM FUNDS

NORTH CAROLINA 1975-76

THESE FIGURES FOR THE 1975-76 SCHOOL YEAR PERTAIN TO:
 • NORTH CAROLINA STUDENT INCENTIVE GRANTS

STATE APPROPRIATIONS

\$436,032


10.0%

PRIVATE GIFTS

\$418,932

49.0%

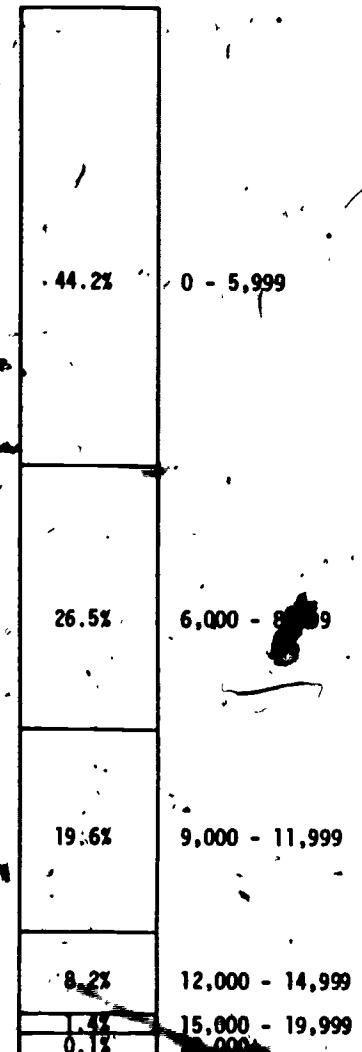
FEDERAL SSIg PROGRAM



INSTITUTIONAL SECTORS



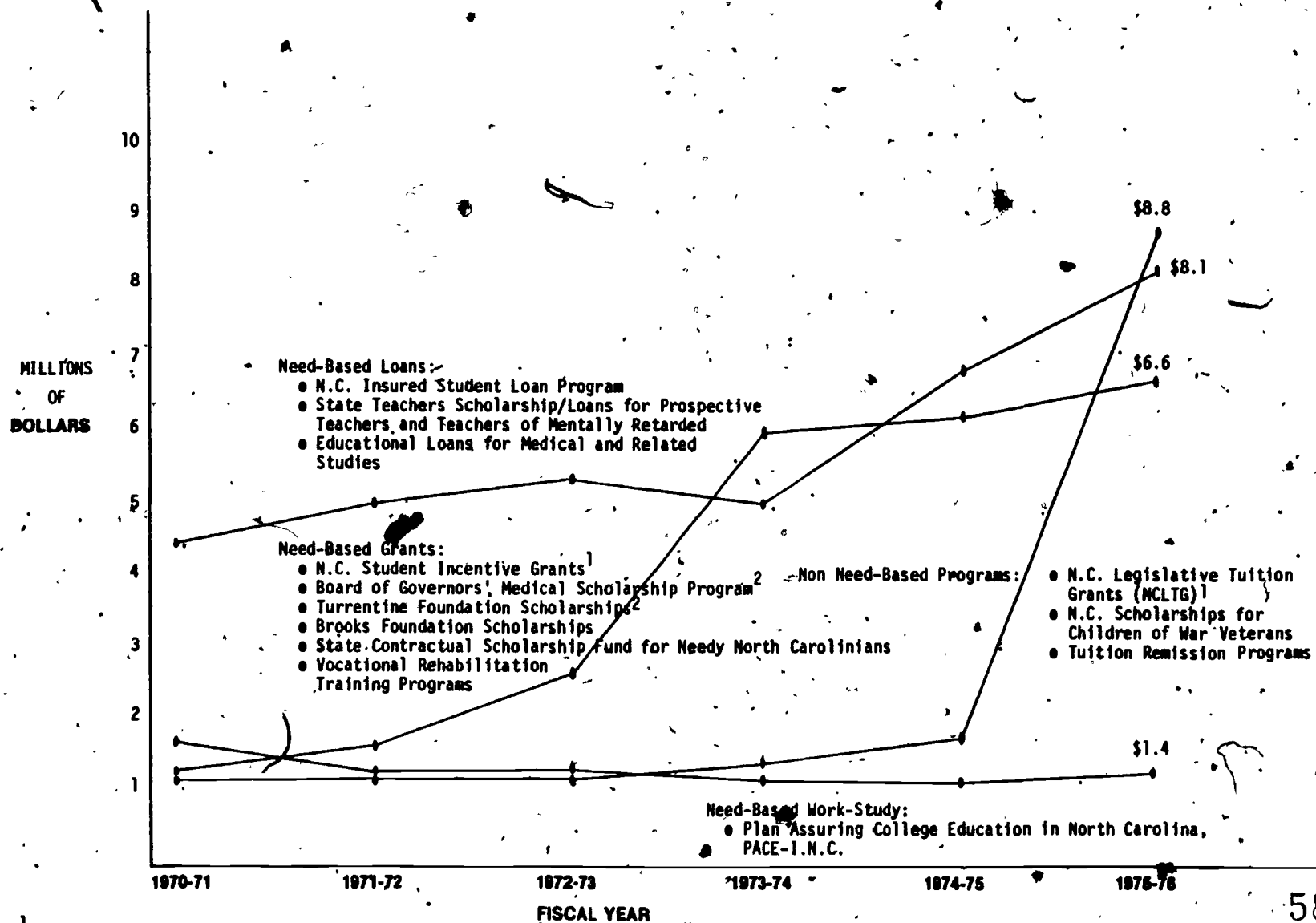
STUDENT INCOME CATEGORIES



The distribution of awards by student income categories includes awards made to both dependent and independent students. The data available did not distinguish between dependent and independent students.

Data for student income categories does not include cancellations and adjustments.

HISTORIC STATE EXPENDITURES ON STUDENT-ASSISTANCE PROGRAMS



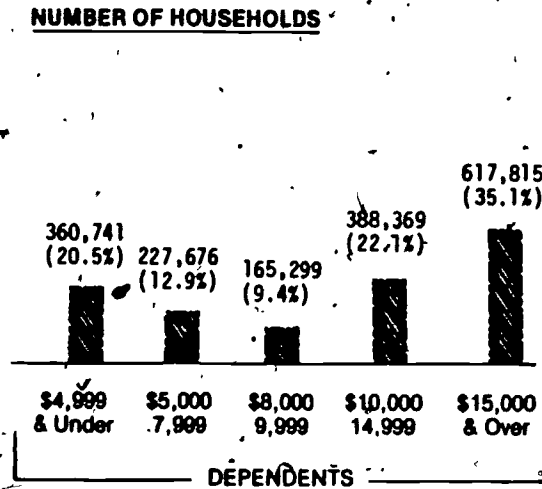
¹ 1975-76 first year of program.
² 1974-75 first year of program.
³ 1972-73 first year of program.



STATE POPULATION PROFILE

NORTH CAROLINA H1

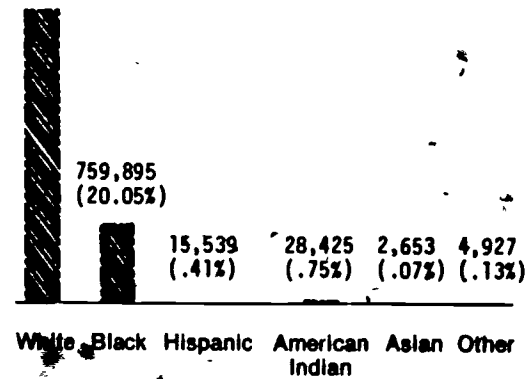
NUMBER OF HOUSEHOLDS



Effective Buying Income


2,978,561
(78.59%)

STATE POPULATION 18 AND OVER

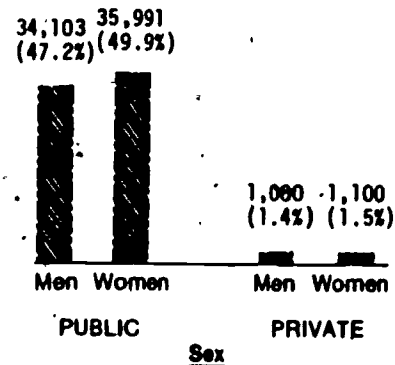


1,824,885
(48.15%)

1,965,115
(51.85%)



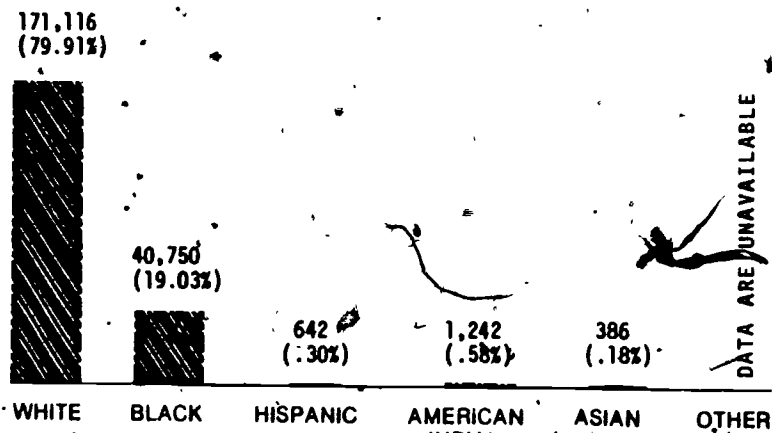
STATE HIGH SCHOOL GRADUATES




¹(c) Sales and Marketing Management 1977 Survey of Buying Power Data Service

STATE POSTSECONDARY EDUCATION STUDENT ENROLLMENTS

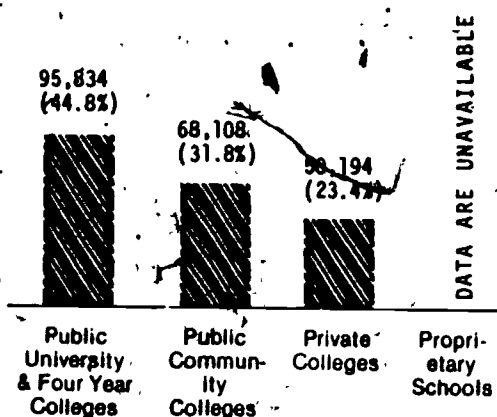
NORTH CAROLINA H2



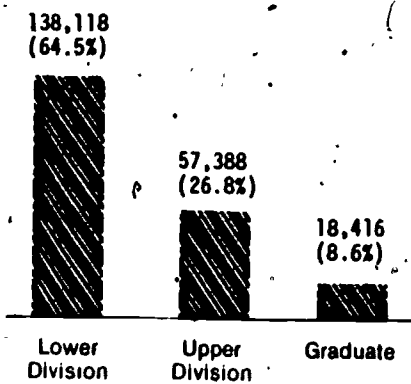
Ethnic Status



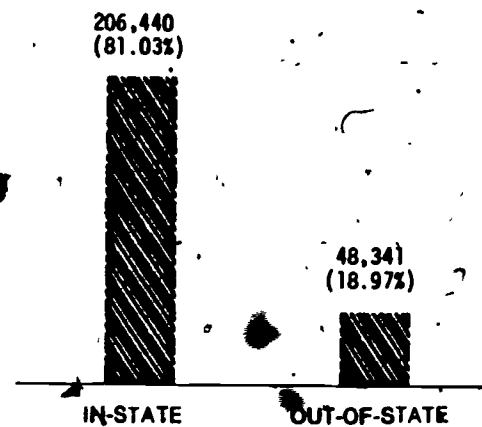
Sex



Institutional Sector



Student Level

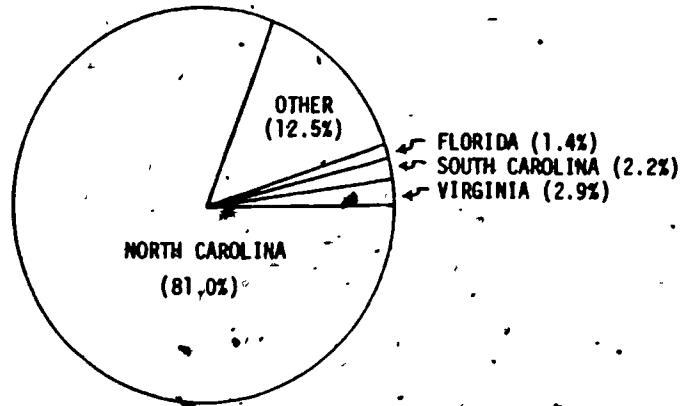


Residency

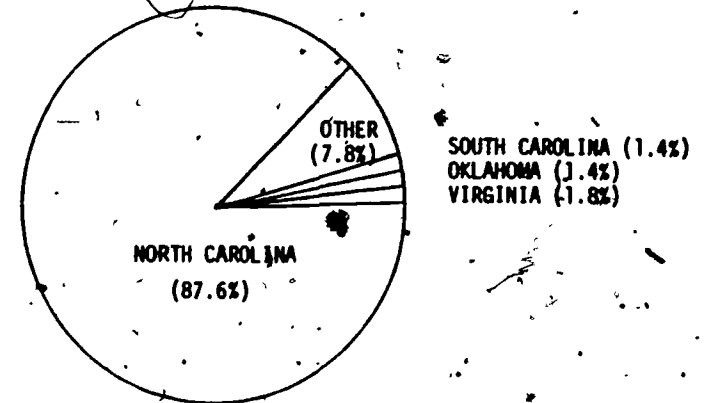
INTERSTATE MIGRATION OF STUDENTS

NORTH CAROLINA H3

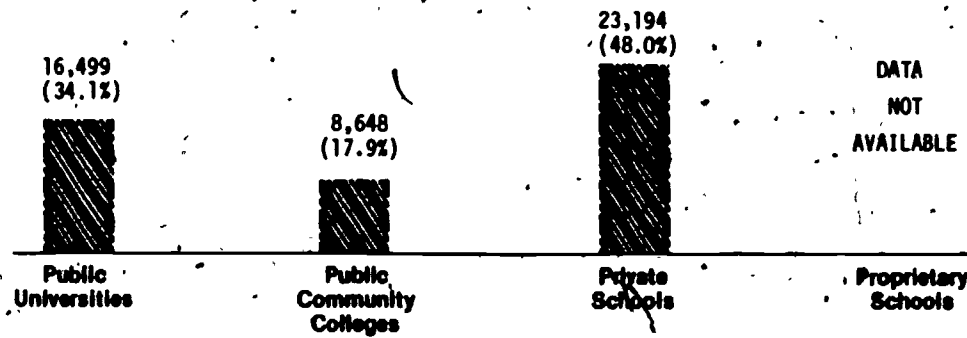
1975-76



STUDENTS ATTENDING IN-STATE INSTITUTIONS



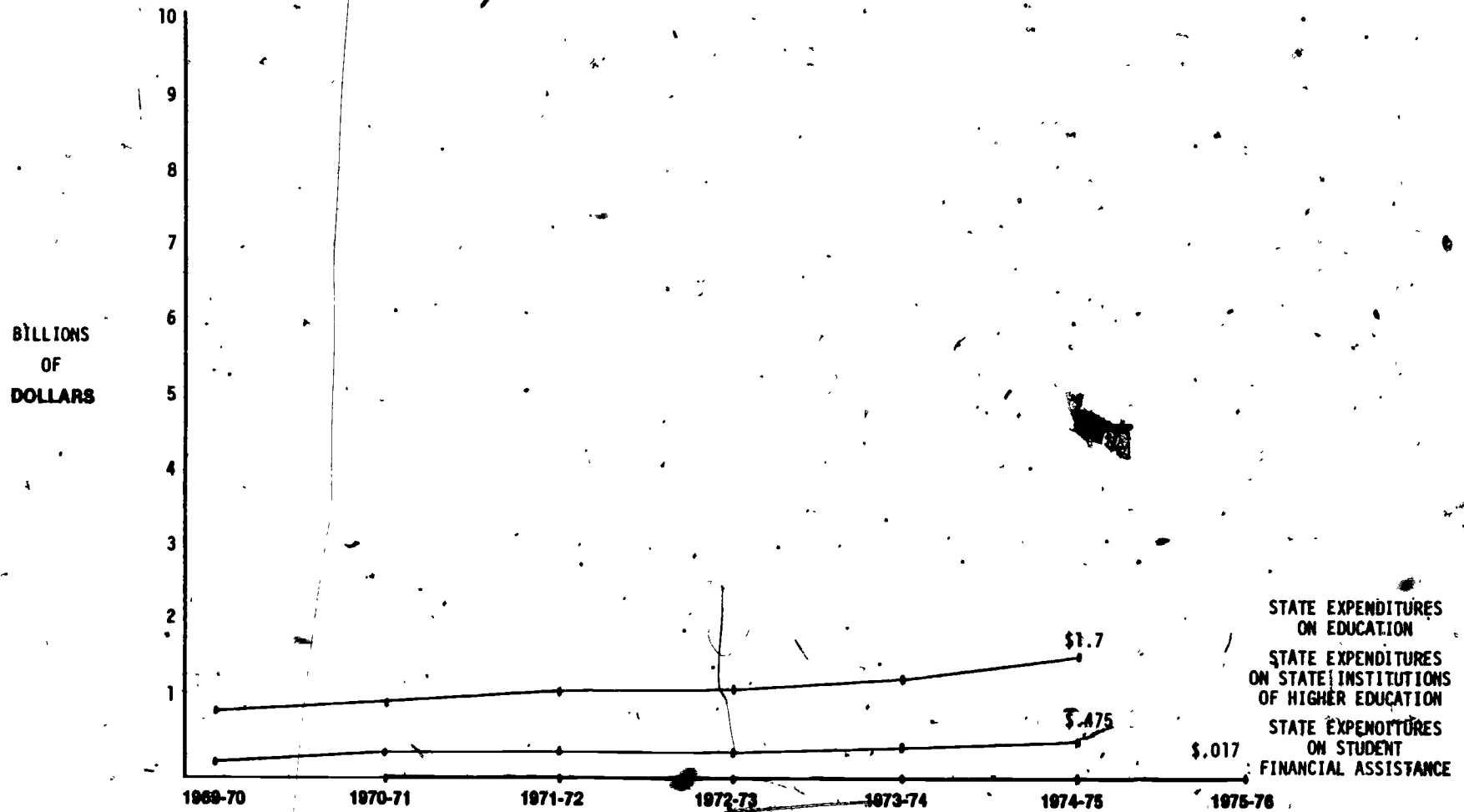
RESIDENT STUDENTS ATTENDING IN-STATE AND OUT-OF-STATE INSTITUTIONS



INSTITUTIONAL SECTOR
(Out-of-State Students in School in-State)

STATE EXPENDITURE ON POSTSECONDARY EDUCATION STUDENT ASSISTANCE

NORTH CAROLINA 11



THESE DATA PERTAIN TO:

- N.C. STUDENT INCENTIVE GRANTS
- BOARD OF GOVERNORS' MEDICAL SCHOLARSHIP PROGRAM
- TURRENTINE FOUNDATION SCHOLARSHIPS
- BROOKS FOUNDATION SCHOLARSHIPS

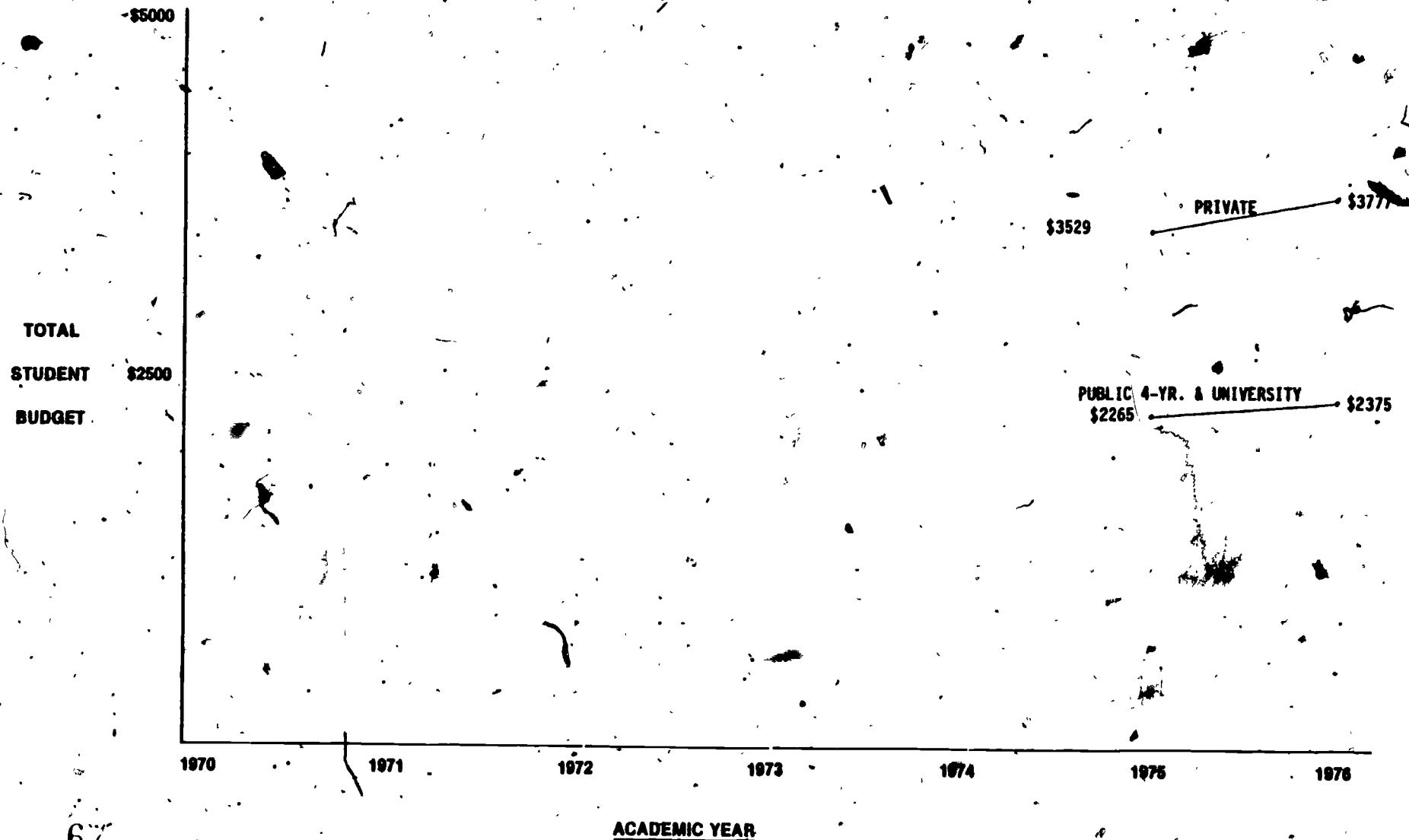
FISCAL YEAR

- STATE CONTRACTUAL SCHOLARSHIP FUND FOR NEEDY NORTH CAROLINIANS
- VOCATIONAL REHABILITATION TRAINING PROGRAMS
- PLAN ASSURING COLLEGE EDUCATION IN N.C., PACE-I.N.C.

- N.C. LEGISLATIVE TUITION GRANTS
- N.C. SCHOLARSHIPS FOR CHILDREN OF WAR VETERANS
- TUITION REMISSION PROGRAMS

GROSS COSTS TO STUDENTS ATTENDING SCHOOL BY POSTSECONDARY EDUCATION SECTORS

NORTH CAROLINA 12



67

ACADEMIC YEAR

68

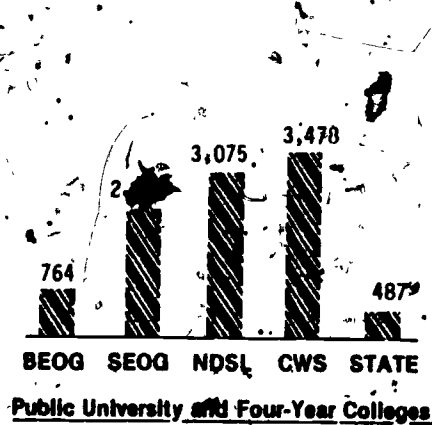
LEVELS OF FEDERAL AND STATE PROGRAM FUNDING BY INSTITUTIONAL SECTOR

NORTH CAROLINA 13

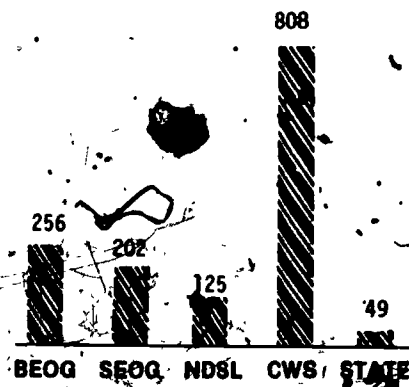
(Figures in thousands)

THE FIGURES SHOWN FOR STATE DOLLARS AWARDED ARE FOR THE 1975-76 SCHOOL YEAR AND PERTAIN TO:

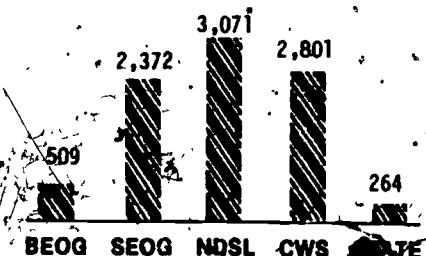
- NORTH CAROLINA STUDENT INCENTIVE GRANTS



Public University and Four-Year Colleges



Public Community Colleges

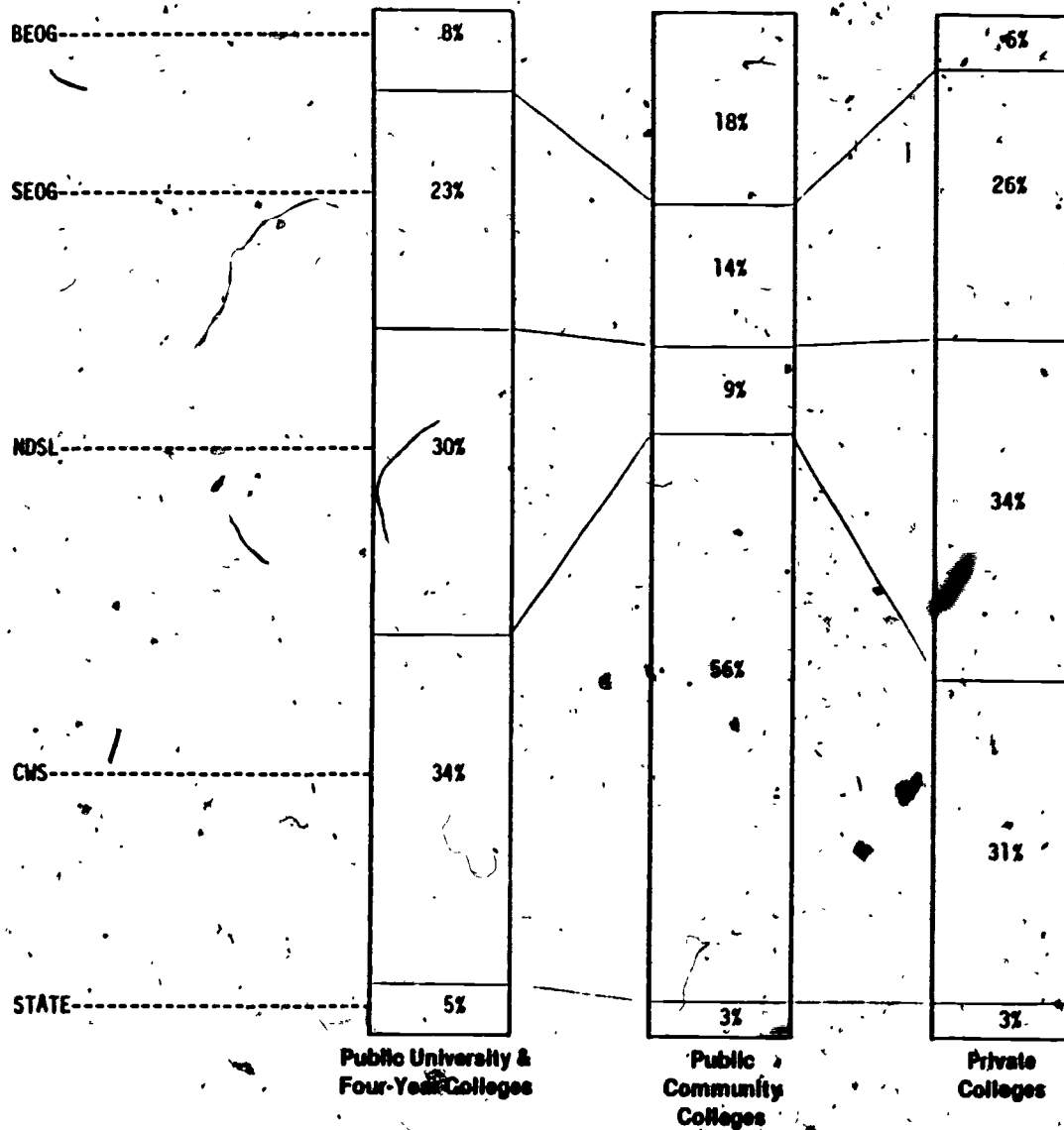


Private Colleges

State funds were also awarded to the following types of institutions:

- Proprietary - \$61,328

RELATIVE IMPORTANCE OF FEDERAL AND STATE PROGRAM FUNDING BY SECTOR



THE FIGURES SHOWN FOR STATE DOLLARS AWARDED ARE FOR THE 1975-76 SCHOOL YEAR AND PERTAIN TO:

• NORTH CAROLINA STUDENT INCENTIVE GRANTS

Percent
Distribution of
Student
Assistance
By Program
By Sector

State funds were also awarded to the following types of institutions:
 • Proprietary - \$61,328

**DESCRIPTIONS OF PROGRAM OFFICES AND AGENCIES AND
CORRESPONDING PROGRAM RESPONSIBILITIES**

NORTH DAKOTA A1

The North Dakota Student Financial Assistance Agency is responsible, by law, to the State Board of Higher Education. The State Board has seven appointed members, each serving seven years, and has constitutional responsibility for the operation of the state colleges and universities. The relationship to institutions is coordinative.

1. North Dakota Student Financial Assistance Program

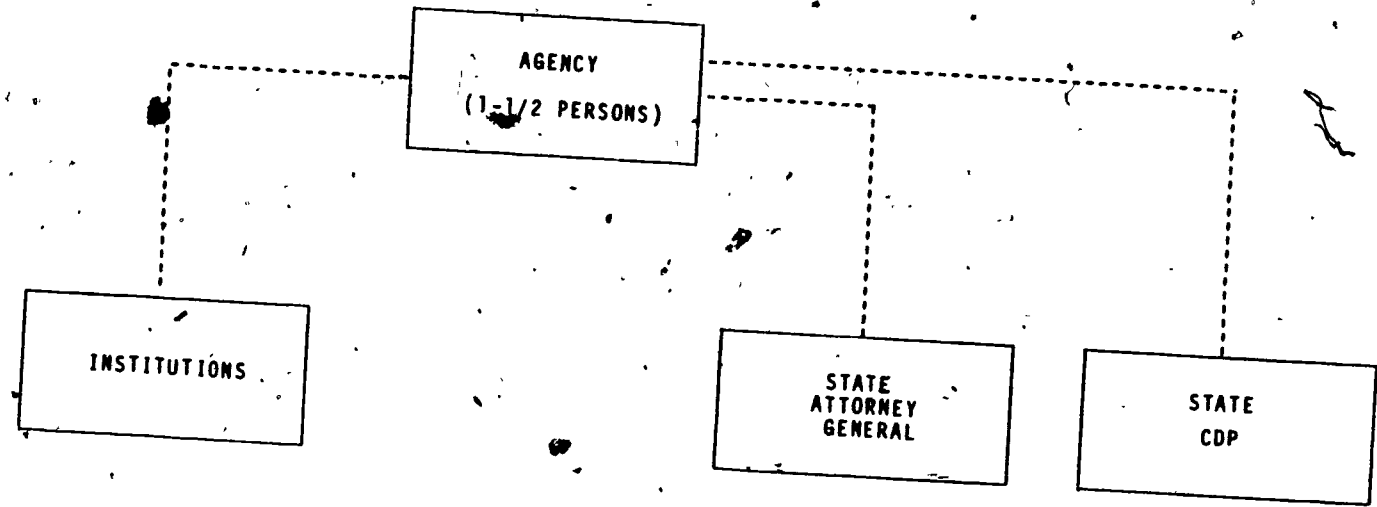
RELATIONSHIPS OF STATE AGENCIES

NORTH DAKOTA A2

The Student Financial Assistance Agency is responsible, by law to the State Board of Higher Education. The State Board has seven appointed members, each serving seven years, and has constitutional responsibility for the operation of the state colleges and universities. The relationship to institutions is coordinative, North Dakota has no formal relationship with the 1202 Commission, and does not have a state operated guaranteed loan agency.

STATE AGENCY ORGANIZATION

NORTH DAKOTA B1



The North Dakota Student Financial Assistance Agency (NDSFAA) is a one-professional operation using the services of a half-time secretary. The director is responsible for all phases of the program's activities. The State Central Data Processing Department provides computer services. The State Attorney General provides legal services, when necessary. The institutions disburse checks to students and verify enrollments. The NDSFAA also has undertaken responsibility for statewide dissemination of financial aid information.

**MANAGEMENT RELATIONSHIPS BETWEEN THE STATE AGENCY
AND OTHER STATE AGENCIES/INSTITUTIONS**

NORTH DAKOTA B2

<u>WHO ACCOMPLISHES THE FOLLOWING?</u>	<u>STATE PROGRAM OFFICE</u>	<u>INSTITUTIONAL FINANCIAL AID OFFICER</u>	<u>OTHER OFFICERS OR AGENCIES</u>
Processing of Applications			
• Verification of Student Application Information	X		
• Identification of Eligible Recipients	X		
• Determination of Award Size	X		
• Assignment of Priority to Awards	X		
• Formally Approves Award	X		
Makes Payment to Student (or Credits Student Account)	X	X	
Makes Post-Award Adjustments	X		
Initiates the Prosecution of Possible Fraudulent Student applications	X		
Publicizes Award Availability,	X	X	X

STATE PROGRAM OFFICE DEFINITIONS FOR SELECTED TERMS

NORTH DAKOTA 83

DEFINITIONS USED BY
STATE PROGRAM OFFICES

STATE DEFINITION
SPECIFIED BY

STATE DEFINITION COMMONLY
USED BY ALL INSTITUTIONS

STATE DEFINITION CONSISTENT
ACROSS ALL STATE PROGRAMS

Half-Time Student

Not Applicable

PUBLIC

PRIVATE

State Resident

Law

Yes

Yes

Yes

Independent Student

Interpretation

Yes

Yes

Yes

Non-Profit Institution

Interpretation

Yes

Yes

Yes

Satisfactory Academic Progress

Interpretation

Yes

Yes

Yes

United States Citizenship

Law

Yes

Yes

Yes

INFORMATION FLOW BETWEEN THE STATE PROGRAM OFFICE AND VARIOUS FEDERAL OFFICES

NORTH DAKOTA 84

<u>FEDERAL OFFICES</u>	<u>TYPE OF INFORMATION PROVIDED BY STATE STUDENT-AID AGENCY</u>	<u>TYPE OF INFORMATION RECEIVED BY STATE STUDENT-AID AGENCY</u>	<u>PERCEPTION OF ADEQUACY OF INFORMATION FLOW</u>
SSIG Office	Summaries Regulations	Regulations Summaries (Reports) Applications	Adequate ¹
BEOG Office		Summaries Tapes	Adequate
Regional OE Student-Assistance Office (Campus-Based Programs)		Little information ²	Marginal
Washington OE Office (Campus-Based Programs)	None	Little information ³	Marginal
FISL/GSL Office	None	Summaries (Quarterly Interest)	No Contact
 <u>STATE/INSTITUTIONAL OFFICES</u>			
Public Institutions	Summaries Recipients Applications	Regulations Terminations	Summaries Terminations
Private Institutions	Summaries Recipients Applications	Regulations Terminations	Summaries Terminations
Governor/Budget Office	Summaries ⁴	None	None
State Legislature (Including Committee Staffs)	Summaries ⁴	None	None

¹ SSIG staff has been most cooperative.
² Seldom receive campus-based information from regional office.
³ Would like to keep abreast of campus-based to enhance work with high school counselors.
⁴ Requests from Governor, legislature revolve around budget requests, annual reports.

MANAGEMENT STAFFING OF STATE PROGRAM OFFICES

NORTH DAKOTA 85

<u>MANAGEMENT FUNCTION</u>	<u>PERCENTAGE OF STAFF EFFORT</u>	<u>STAFF ASSISTANCE FROM OTHER AGENCIES COMMENTS</u>
APPLICATIONS PROCESSING (Includes verification of student information, need analysis, award determination, etc.)	40 ¹	
RESPONDING TO REQUESTS FOR INFORMATION (Includes federal requests for information, parent/student inquiries, testimony in hearings, etc.)	20 ¹	
PROGRAM REVIEW (Includes on-site visits to institutions, formal/informal audits, etc.)	5 ¹	
PUBLIC RELATIONS AND INFORMATION DISSEMINATION (Includes parent/student workshops, work on promotional literature, etc.)	20 ¹	
GENERAL ADMINISTRATION (Includes executive personnel, staff training and development, regulations and guidelines, preparation of summary statistics, etc.)	15 ¹	
OTHER MANAGEMENT ACTIVITIES (Includes any special staff activities which do not clearly fall in one of the above categories)		

¹ Response is considered a "best guess."

STATE AGENCY CALENDAR OF EVENTS FOR NEED-BASED PROGRAMS FOR 1976-77 SCHOOL YEAR

NORTH DAKOTA 86

MONTH/YEAR

EVENTS

For OCTOBER 1976 Agency budget presented to governor's office or budget bureau
1977-79
biennium
(North Dakota
expenditures are
assigned for two years
at a time)

1) For 1977-79 biennium JANUARY 1977 1) Agency budget presented to legislature
2) For awards to be made in May, 2) Agency makes student-aid applications available
for use in September, 1977

FEBRUARY 1977 Agency completes planning workshops for students or counselors

For 1977-79 biennium

MARCH 1977 Legislature appropriates student assistance funds

For awards to be made in May, for use
in September 1977

APRIL 1977 Deadline for student-aid applications

MAY 1977 Agency (or institutions) announces award winners

ONGOING Last date at which award changes and adjustments are made

**PROGRAM AND FISCAL CONTROLS OF PROGRAMS
OPERATED BY STATE AGENCY**

NORTH DAKOTA 87

<u>PROGRAM CONTROLS</u>	<u>CONTROL USED SAMPLE OR TOTAL POPULATION STUDIED</u>	<u>AGENCY/OFFICE UNDERTAKING CONTROLS</u>	<u>SPECIAL ACTIONS COMMENTS</u>
<p>A. <u>Control on Student Application Data Accuracy</u></p> <ol style="list-style-type: none"> 1. Match Against Tax Forms? 2. Match Against BEOG Applications? 3. Match Against Institutional Student Records? 4. Warnings of Prosecution? 5. Prosecution? 	<p>✓ Yes, Sampled Yes, for information</p>	<p>State State</p>	<p>Those that are flagged on ACT will ask for 1040 data make needed changes</p>
<p>B. <u>Controls on Attendance and/or Progress</u></p> <ol style="list-style-type: none"> 1. Check on Enrollment/Initial Attendance? 2. Check on Mid-Term Attendance? 3. Check on Course Completion? 4. Check on Academic Progress Before Award? 5. Partial Awards? 	<p>Yes, All</p>	<p>Institution</p>	<p>Go after funds if received and then skipped.</p>
<p>C. <u>Controls on Award Size</u></p> <ol style="list-style-type: none"> 1. Check to Make Sure Other Awards Actually Made? 2. Match Against BEOG, Campus-Based Award Files? 3. Re-Check to Ensure Award Adjustments Actually Made? 4. Second Review of Aid Packages? 			
<p>D. <u>Controls on Institutional Student-Aid Operations</u></p> <ol style="list-style-type: none"> 1. Independent Program Audits? 2. Aid Officer Bonding? 3. Aid Officer Certification? 4. Double Signatures on All Fund Transfers? 			
<p>E. <u>Controls on Central Administrative Staff Operations</u></p> <ol style="list-style-type: none"> 1. Independent Program Audits? 2. Bonding of Staff Members? 3. Double Signatures on All Fund Transactions? 			

PROGRAM INFORMATION DISSEMINATION PROCEDURES USED FOR STATE NEED BASED PROGRAMS

NORTH DAKOTA C1

TYPE OF INFORMATION PROVIDED

INFORMATION PROVIDED THROUGH	APPLICATION FORMS	ELIGIBILITY CONDITIONS	FILING/CLOSING DATES FOR STATE PROGRAMS	INFORMATION ON THE COST OF ATTENDANCE AT VARIOUS TYPES OF INSTITUTIONS	INFORMATION ABOUT APPLYING FOR AID FROM OTHER SOURCES	INFORMATION ON PENALTIES FOR PROVIDING FRAUDULENT DATA
1 High School Counselors	X	X	X		X	
2 College Financial-Aid Officers	X	X	X			
3 Direct Mailings to Graduating High School Students or Parents	X	X	X		X	
4 High School Meetings or Workshops	X	X	X	X	X	X
5 College Admissions Office	X	X	X			
6 Newspaper Ads		X	X		X	
7 Radio, Television Ads		X	X		X	
8 Social Service Agencies	X	X	X			
9 Other (Please Specify)						

DESCRIPTIONS OF STATE-SPONSORED STUDENT ASSISTANCE PROGRAMS

NORTH DAKOTA DI

North Dakota Student Financial Assistance Program - A need-based grant program to provide an incentive for resident students to begin first-time postsecondary training at in-state schools, including hospital schools of nursing.

North Dakota Indian Scholarship Program - A scholastic grant program for Native Americans enrolled in North Dakota state tribes to attend in-state schools. A C-average must be maintained by the students.

BASIC STATE PROGRAM INFORMATION

NORTH DAKOTA D2

<u>Programs</u>	<u>Year</u>	<u>Number of Awards</u>	<u>Average Full-Time Award Size</u>	<u>Total Dollars Awarded</u>	<u>Eligible Population</u>
<u>Need-Based</u>					
<u>Grants</u>					
North Dakota Student Financial Assistance Program	1973-74	579	\$250	\$144,708	First-time Postsecondary Residents
	1975-76	838	\$279	\$233,650	
North Dakota Indian Scholarship Program	1970-71	16	\$846	\$13,543	Native Americans of state enrolled tribes
	1975-76	39	\$717	\$27,949	